

HLS Therapeutics®

Q2 2026 Earnings Call – August 12, 2026

Forward-Looking Statements

Certain statements in this presentation are "forward-looking statements". Any statements that express or involve discussions with respect to predictions, expectations, beliefs, plans, projections, objectives, assumptions or future events or performance (often, but not always using words or phrases such as "project", "forecast", "target", "expect", "seek", "endeavour", "anticipate", "plan", "estimate", "believe", "intend", or stating that certain actions, events or results may, could, should, would, might or will occur or be taken, or achieved) are not statements of historical fact and may be "forward-looking statements". Forward-looking statements are based on expectations, estimates and projections at the time the statements are made that involve a number of known and unknown risks and uncertainties which would cause actual results or events to differ materially from those presently anticipated. A number of factors could cause actual results, performance or achievements to be materially different from any future results, performance or achievements that may be expressed or implied by such forward-looking statements. Should one or more of these risks or uncertainties materialize, or should assumptions underlying the forward-looking statements prove incorrect, actual results, performance or achievements could vary materially from those expressed or implied by the forward-looking statements contained in this presentation. These factors should be considered carefully and prospective investors should not place undue reliance on these forward-looking statements. Although the forward-looking statements contained in this presentation are based upon what HLS currently believes to be reasonable assumptions, HLS cannot assure prospective investors that actual results, performance or achievements will be consistent with these forward-looking statements. Except as required by law, HLS does not have any obligation to advise any person if it becomes aware of any inaccuracy in or omission from any forward-looking statement, nor does it intend, or assume any obligation, to update or revise these forward-looking statements to reflect new events or circumstances.

All figures in USD unless otherwise noted.

Historical financial information in this presentation is derived from HLS filed quarterly and annual statements. Forward-looking financial estimates are converted at an average exchange rate of 1 USD = 1.37 CAD

Q2 Big Picture

01

Acceleration of cardiovascular growth engine

02

Signs of Clozaril business stabilizing in Canada

03

Strongest balance sheet in years

Provided as part of an oral presentation and qualified by such, contains forward-looking statements, actual results may vary materially; HLS disclaims any duty to update

Cardiovascular Portfolio Growth Accelerating

Cardiovascular portfolio net sales growth
(millions) CAD

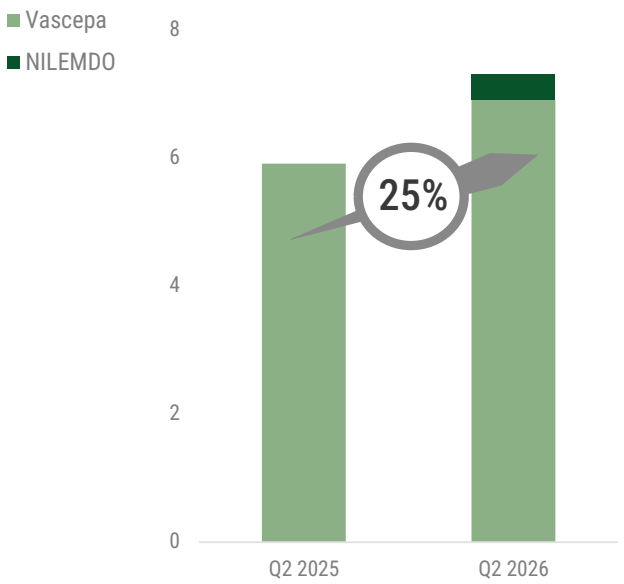

NILEMDO reimbursement secured with largest private payers in Canada

Unanimous recommendation for NILEMDO public reimbursement from Canada's Drug Agency

Provided as part of an oral presentation and qualified by such, contains forward-looking statements, actual results may vary materially; HLS disclaims any duty to update

Balanced Capital Allocation

01
Investing in growth

02
Returning capital

03
Debt repayment

Provided as part of an oral presentation and qualified by such, contains forward-looking statements, actual results may vary materially; HLS disclaims any duty to update

2026
Building Momentum

2027
Accelerating Growth

$56–60M
2026 Revenue
Mid single-digit % growth driven by CV portfolio

$18.5–21M
2026 Adj. EBITDA
Relatively flat — absorbing launch costs

Provided as part of an oral presentation and qualified by such, contains forward-looking statements, actual results may vary materially; HLS disclaims any duty to update

The Portfolio









NILEMDO™/ NEXLIZET®
the new growth engine

Growing **VASCEPA®**

Stable **CLOZARIL®** base

Illustrative purposes only; not financial guidance

Provided as part of an oral presentation and qualified by such, contains forward-looking statements, actual results may vary materially; HLS disclaims any duty to update

VASCEPA®

Continued Prescribing Growth

Patent protection through the late **2030's**

TRx Units (thousands) Since Launch - Canada

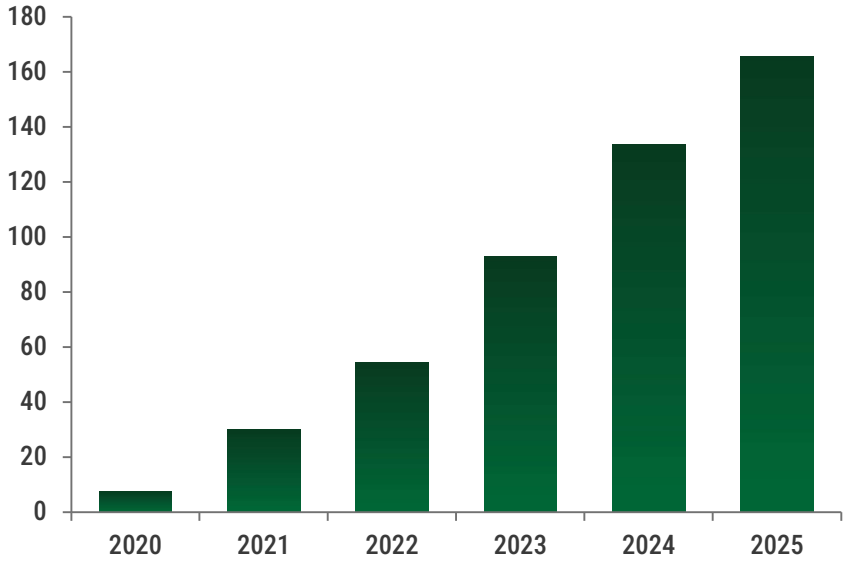

+17%
YTD 2026 units vs YTD 2025

+18%
Q2 2026 net sales vs Q2 2025*

An improving contributor to Adj EBITDA

** in Canadian dollars*

Provided as part of an oral presentation and qualified by such, contains forward-looking statements, actual results may vary materially; HLS disclaims any duty to update

NILEMDO™ : Strong Launch Quarter, Access Momentum Building

Strong first quarter of new-to-brand patients

Net Sales Ahead of Forecast

Private Payer Coverage Ramping Through Q3

Q2 results reflect only partial coverage in place

PRIVATE PAYER COVERAGE

~80% of eligible privately insured patients now have reimbursement



PUBLIC REIMBURSEMENT

CDA-AMC unanimous positive reimbursement recommendation for public plans



NEXLIZET®: Building on the NILEMDO™ Foundation

One Pill, Two Mechanisms

Bempedoic acid + ezetimibe, with no added pill burden

~38% LDL-C Reduction[1]

A meaningful step up when statins and ezetimibe alone fall short

A Built-In Second Option

For every physician already writing NILEMDO

By Year-End 2026
Health Canada Decision

1H 2027
NEXLIZET Launch

Together with NILEMDO, two connected growth catalysts within twelve months[2]

[1] Observed LDL-C reduction reflects indications currently approved in the US and Europe; NEXLIZET® is not yet approved in Canada.
[2] Health Canada decision and launch timing are not guaranteed and remain subject to ongoing regulatory review.

CLOZARIL®
Clozapine

National patient volumes increased 5 straight months

10%+ growth in British Columbia

~50% market share maintained

Provided as part of an oral presentation and qualified by such, contains forward-looking statements, actual results may vary materially; HLS disclaims any duty to update


HLS Therapeutics®
Q2 2026 Financial Review

Expect Quarterly Seasonality to Continue in 2026

Adjusted EBITDA by Quarter
(millions) USD

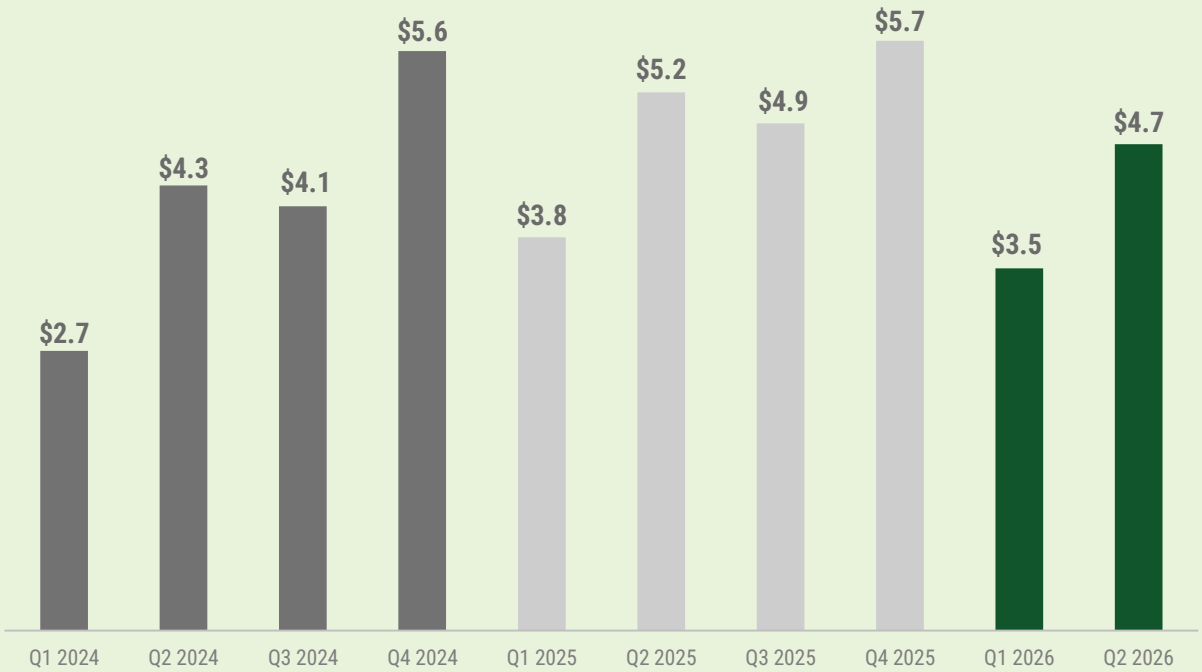

$18.5-21M
Adj. EBITDA
2026 Guidance

NILEMDO™ launch costs weighted towards 1H 2026 with Adj. EBITDA margins improving in 2H 2026

Provided as part of an oral presentation and qualified by such, contains forward-looking statements, actual results may vary materially; HLS disclaims any duty to update

Growing Cash Generation, Declining Debt Service

Cash Generation
Trailing Twelve Months (TTM) – USD in millions

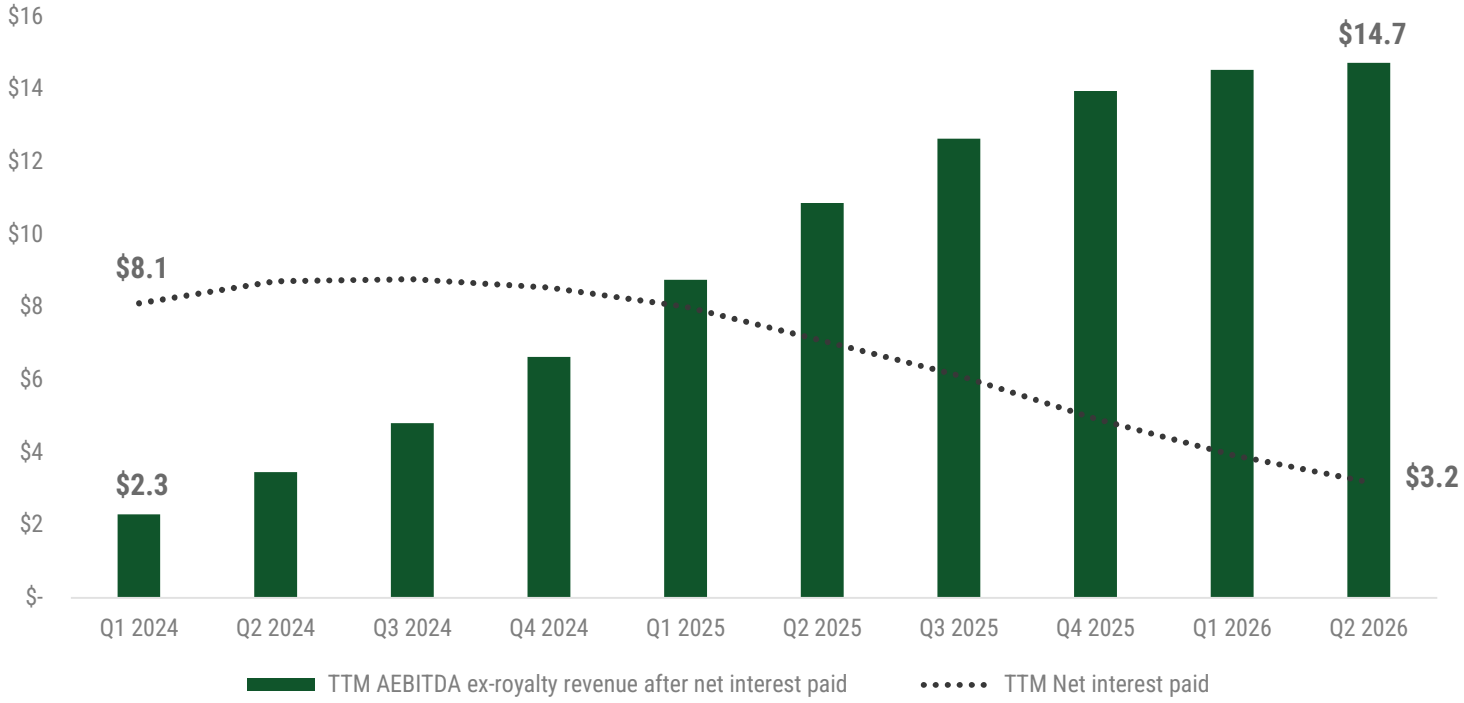

Strong Cash Generation Trend from Core Business

Provided as part of an oral presentation and qualified by such, contains forward-looking statements, actual results may vary materially; HLS disclaims any duty to update

Stronger Financials Fund Growth and Shareholder Value

01

Investing in Growth

Pursuing BD opportunities aligned with strategic focus, capabilities and resources

Well positioned to act when opportunities arise

02

Returning Capital

NCIB launched June 2026 for up to 1.5M shares

Through July 31: 339,880 shares repurchased, returning C$ 1.4M

03

Debt Repayment

$1.1M principal repayment in Q2

Term loan $42.2M, down 16% from YE'25

Net debt $28.5M, down 26% from YE'25

HLS: A Fundamentally Stronger Company

01
Strengthened Operations & Financials

Strongest balance sheet in years

Consistent cash generation

Returning capital via NCIB buyback

02
Growth Engine Delivering

CV portfolio grew ~25% this quarter

Vascepa sustaining double-digit growth

NILEMDO ahead of plan

03
Catalysts Ahead

Private coverage continuing to ramp

Pursuing public reimbursement via pCPA

NEXLIZET on track for H1 2027 launch

Capacity for business development

Provided as part of an oral presentation and qualified by such, contains forward-looking statements, actual results may vary materially; HLS disclaims any duty to update


HLS Therapeutics®
Q2 2026 Earnings Call – August 12, 2026