

CREATING A SUSTAINABLE BUSINESS

BMO Global Metals & Mining Conference

February 23-26, 2020

TSX, NYSE American: AKG

ASANKOGOLD

FORWARD LOOKING INFORMATION

Cautionary Note Regarding Forward-Looking Statements

Certain statements and information contained in this presentation constitute "forward-looking statements" within the meaning of applicable U.S. securities laws and "forward-looking information" within the meaning of applicable Canadian securities laws, which we refer to collectively as "forward-looking statements". Forward-looking statements are statements and information regarding possible events, conditions or results of operations that are based upon assumptions about future conditions and courses of action. All statements and information other than statements of historical fact may be forward looking statements. In some cases, forward-looking statements can be identified by the use of words such as "seek", "expect", "anticipate", "budget", "plan", "estimate", "continue", "forecast", "intend", "believe", "predict", "potential", "target", "may", "could", "would", "might", "will" and similar words or phrases (including negative variations) suggesting future outcomes or statements regarding an outlook.

Forward-looking statements in this presentation include, but are not limited to: estimates of Mineral Resources and Mineral Reserves; estimates of contained and recovered gold; expected gold production; mining, mine schedule and mine life estimates, including anticipated strip ratios, grade estimations and processing estimates; cost estimates, including planned capital expenditures and expected operating costs; statements in respect of planned operations at the AGM, including with respect to the timing and completion of the village relocation, future exploration activities, the pushback of the Nkran pit and the upgrade of the haul road; statements in respect of AGM's generation of free cash flow and the associated estimates of revenues, costs and taxes; the aims and anticipated effects of the Company's cost reduction initiative; and statements with respect to the Company's share buy-back program. Such forward-looking statements are based on a number of material factors and assumptions, including, but not limited to: the accuracy of the estimates and assumptions underlying the Mineral Resource and Mineral Reserve estimates, including future gold prices, cut-off grades and production and processing estimates; the successful completion of development and exploration projects, planned expansions or other projects within the timelines anticipated and at anticipated production levels; that mineral resources can be developed as planned; that the Company's relationship with joint venture partners will continue to be positive and beneficial to the Company; interest and exchange rates; that required financing and permits will be obtained; general economic conditions; that labour disputes or disruptions, flooding, ground instability, geotechnical failure, fire, failure of plant, equipment or processes to operate are as anticipated and other risks of the mining industry will not be encountered; that contracted parties provide goods or services in a timely manner; that there is no material adverse change in the price of gold or other metals; competitive conditions in the mining industry; title to mineral properties; costs; taxes; the retention of the Company's key personnel; and changes in laws, rules and regulations applicable to Asanko.

Forward-looking statements involve known and unknown risks, uncertainties and other factors which may cause actual results, performance or achievements to differ materially from those anticipated in such forward-looking statements. The Company believes the expectations reflected in such forward-looking statements are reasonable, but no assurance can be given that these expectations will prove to be correct and you are cautioned not to place undue reliance on forward-looking statements contained herein. Some of the risks and other factors which could cause actual results to differ materially from those expressed in the forward-looking statements contained in this presentation, include, but are not limited to: mineral reserve and resource estimates may change and may prove to be inaccurate; life of mine estimates are based on a number of factors and assumptions and may prove to be incorrect; AGM has a limited operating history and is subject to risks associated with establishing new mining operations; sustained increases in costs, or decreases in the availability, of commodities consumed or otherwise used by the Company may adversely affect the Company; actual production, costs, returns and other economic and financial performance may vary from the Company's estimates in response to a variety of factors, many of which are not within the Company's control; adverse geotechnical and geological conditions (including geotechnical failures) may result in operating delays and lower throughput or recovery, closures or damage to mine infrastructure; the ability of the Company to treat the number of tonnes planned, recover valuable materials, remove deleterious materials and process ore, concentrate and tailings as planned is dependent on a number of factors and assumptions which may not be present or occur as expected; the Company's operations may encounter delays in or losses of production due to equipment delays or the availability of equipment; the Company's operations are subject to continuously evolving legislation, compliance with which may be difficult, uneconomic or require significant expenditures; the Company may be unsuccessful in attracting and retaining key personnel; labour disruptions could adversely affect the Company's operations; the Company's business is subject to risks associated with operating in a foreign country; risks related to the Company's use of contractors; the hazards and risks normally encountered in the exploration, development and production of gold; the Company's operations are subject to environmental hazards and compliance with applicable environmental laws and regulations; the Company's operations and workforce are exposed to health and safety risks; unexpected costs and delays related to, or the failure of the Company to obtain, necessary permits could impede the Company's operations; the Company's title to exploration, development and mining interests can be uncertain and may be contested; the Company's properties may be subject to claims by various community stakeholders; risks related to limited access to infrastructure and water; the Company's exploration programs may not successfully expand its current mineral reserves or replace them with new reserves; the Company's common shares may experience price and trading volume volatility; the Company's revenues are dependent on the market prices for gold, which have experienced significant recent fluctuations; the Company may not be able to secure additional financing when needed or on acceptable terms; Company shareholders may be subject to future dilution; risks related to changes in interest rates and foreign currency exchange rates; changes to taxation laws applicable to the Company may affect the Company's profitability and ability to repatriate funds; the Company's primary asset is held through a joint venture, which exposes the Company to risks inherent to joint ventures, including disagreements with joint venture partners and similar risks; risks related to the Company's internal controls over financial reporting and compliance with applicable accounting regulations and securities laws; the carrying value of the Company's assets may change and these assets may be subject to impairment charges; the Company may be liable for uninsured or partially insured losses; the Company may be subject to litigation; the Company may be unsuccessful in identifying targets for acquisition or completing suitable corporate transactions, and any such transactions may not be beneficial to the Company or its shareholders; the Company must compete with other mining companies and individuals for mining interests; and risks related to information systems security threats.

Although the Company has attempted to identify important factors that could cause actual results or events to differ materially from those described in the forward-looking statements, you are cautioned that this list is not exhaustive and there may be other factors that the Company has not identified. Furthermore, the Company undertakes no obligation to update or revise any forward-looking statements included in, or incorporated by reference in, this presentation if these beliefs, estimates and opinions or other circumstances should change, except as otherwise required by applicable law.

All numbers presented for the AGM on 100% basis, unless otherwise stated. The AGM is 50:50 Joint Venture with Gold Fields, Asanko is the operator. All dollar amounts US$ unless otherwise stated.

FORWARD LOOKING INFORMATION

Cautionary Note to United States Investors Concerning Estimates of Measured, Indicated and Inferred Resources

The terms "mineral resource", "measured mineral resource", "indicated mineral resource", "inferred mineral resource" used herein are Canadian mining terms used in accordance with NI 43-101 under the guidelines set out in the Canadian Institute of Mining and Metallurgy and Petroleum (the "CIM") Standards on Mineral Resources and Mineral Reserves, adopted by the CIM Council, as may be amended from time to time. These definitions differ from the definitions in the United States Securities & Exchange Commission ("SEC") Industry Guide 7. In the United States, a mineral reserve is defined as a part of a mineral deposit which could be economically and legally extracted or produced at the time the mineral reserve determination is made.

While the terms "mineral resource", "measured mineral resource," "indicated mineral resource", and "inferred mineral resource" are recognized and required by Canadian regulations, they are not defined terms under standards in the United States and normally are not permitted to be used in reports and registration statements filed with the SEC. As such, information contained herein concerning descriptions of mineralization and resources under Canadian standards may not be comparable to similar information made public by U.S. companies in SEC filings.

Mineral resources which are not mineral reserves do not have demonstrated economic viability. With respect to "indicated mineral resource" and "inferred mineral resource", there is a great amount of uncertainty as to their existence and a great uncertainty as to their economic and legal feasibility. It cannot be assumed that all or any part of a "measured mineral resource", "indicated mineral resource" or "inferred mineral resource" will ever be upgraded to a higher category.

Accordingly, information herein containing descriptions of our mineral deposits may not be comparable to similar information made public by US companies subject to the reporting and disclosure requirements under US federal securities laws and the rules and regulations thereunder. shareholders; the Company must compete with other mining companies and individuals for mining interests; and risks related to information systems security threats.

Although the Company has attempted to identify important factors that could cause actual results or events to differ materially from those described in the forward-looking statements, you are cautioned that this list is not exhaustive and there may be other factors that the Company has not identified. Furthermore, the Company undertakes no obligation to update or revise any forward-looking statements included in, or incorporated by reference in, this presentation if these beliefs, estimates and opinions or other circumstances should change, except as otherwise required by applicable law.

ASSETS – GHANA, WEST AFRICA

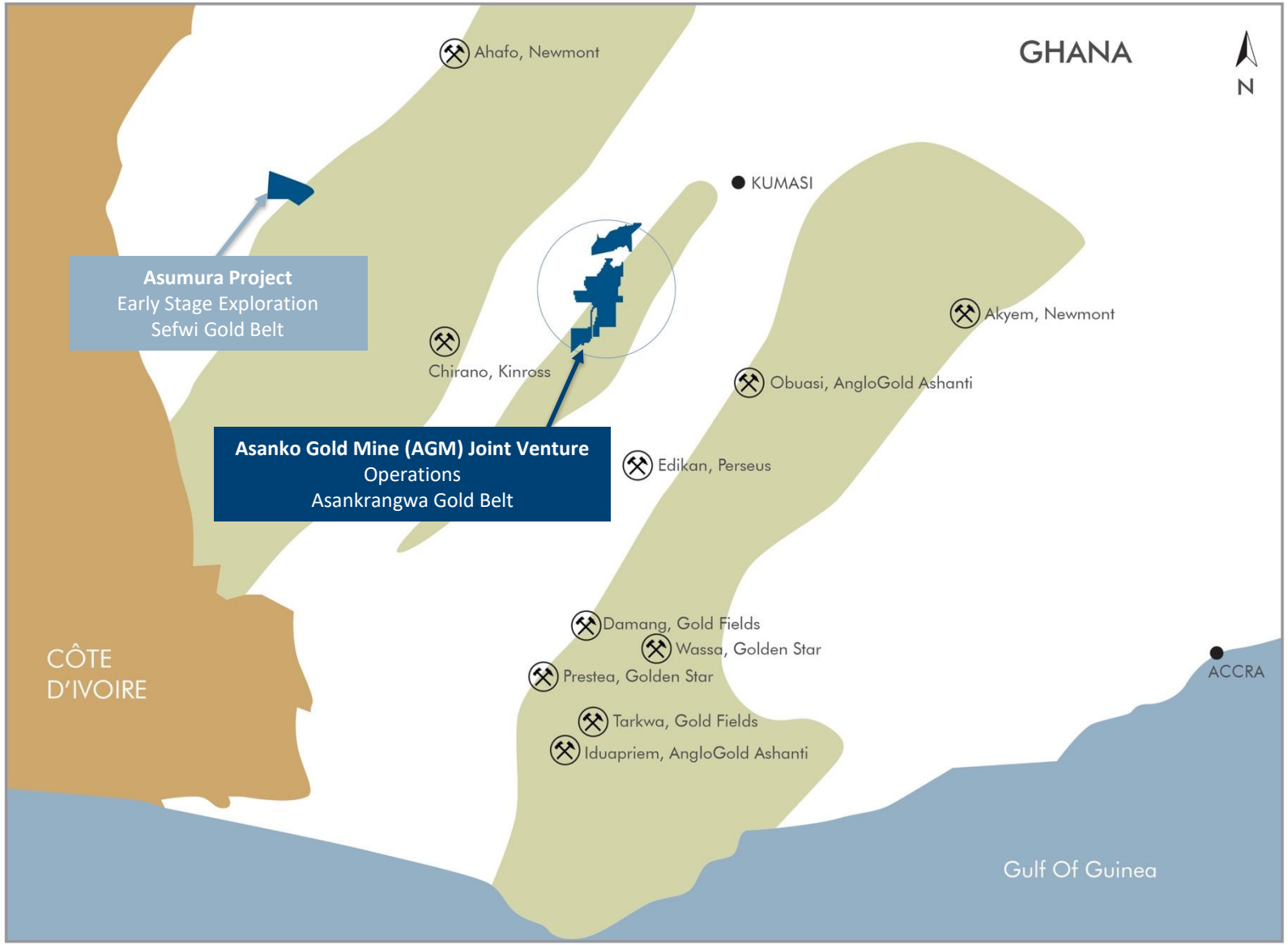



INVESTOR INFORMATION

Key Information	Dec. 31, 2018	Feb. 14, 2020	% Change
Basic Shares Outstanding	225.8m	**224.4m**	(0.6%)
Corporate cash and receivables	$12.9m	**~$50.5m**[1]	291%
Market capitalization (basic)	$144.5m	**$202.0m**	40%
Share price	$0.64	**$0.90**[2]	41%

Top Shareholders (Dec. 31, 2019)[3]	
Sun Valley Gold	11.3%
Donald Smith & Company	10.7%
Gold Fields	9.9%
Ruffer	9.7%
Gold Mountain, Jin Huang Mining Co., Zijn Mining	7.9%
Franklin Advisers	6.4%

Institutional Shareholder Geographic Composition

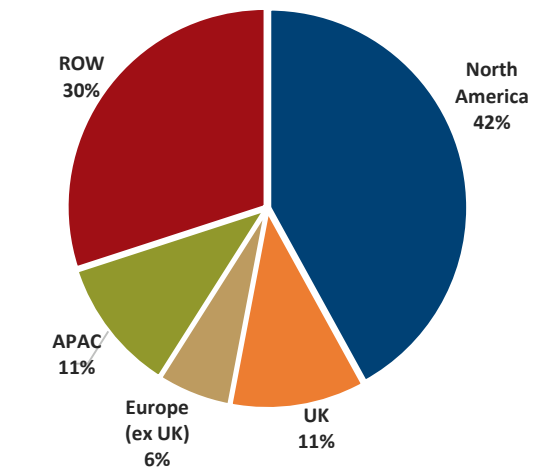

Investor Type

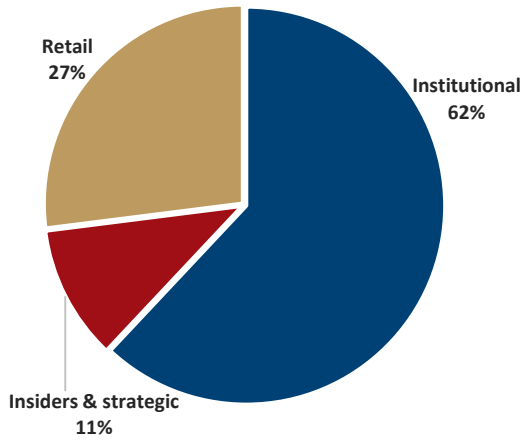

1) *Unaudited pro forma cash and receivables. December 31, 2019 cash and receivables of $35.5 million plus $15 million received in February 2020 from JV distribution*
2) *Share price as at February 14, 2020*
3) *Source: NASDAQ & SEDI*

FOCUS ON FREE CASHFLOW GENERATION IN 2020

Guidance 2020[(1)]

- **Gold Production: 225,000 – 245,000 ounces**
  - Ore sourced from Cut 2 at Nkran, Esaase, Akwasiso and stockpiles
- **AISC[(2)]: $1,000 - $1,100/oz**
  - Launched major cost reduction program targeting a reduction of costs by $100/oz per year
    - Retendering of existing mining & haulage contracts
    - Optimisation of all capital expenditures
    - Assessment of energy inputs
    - Optimizing crushing, ore re-handling and plant throughput
- **Development Capital: $24 million**
  - Tetrem village relocation
- **Exploration Spend: $10 million**
  - Focus on South Camp - highly prospective Tontokrom-Miradani-Fromenda mineralized trend

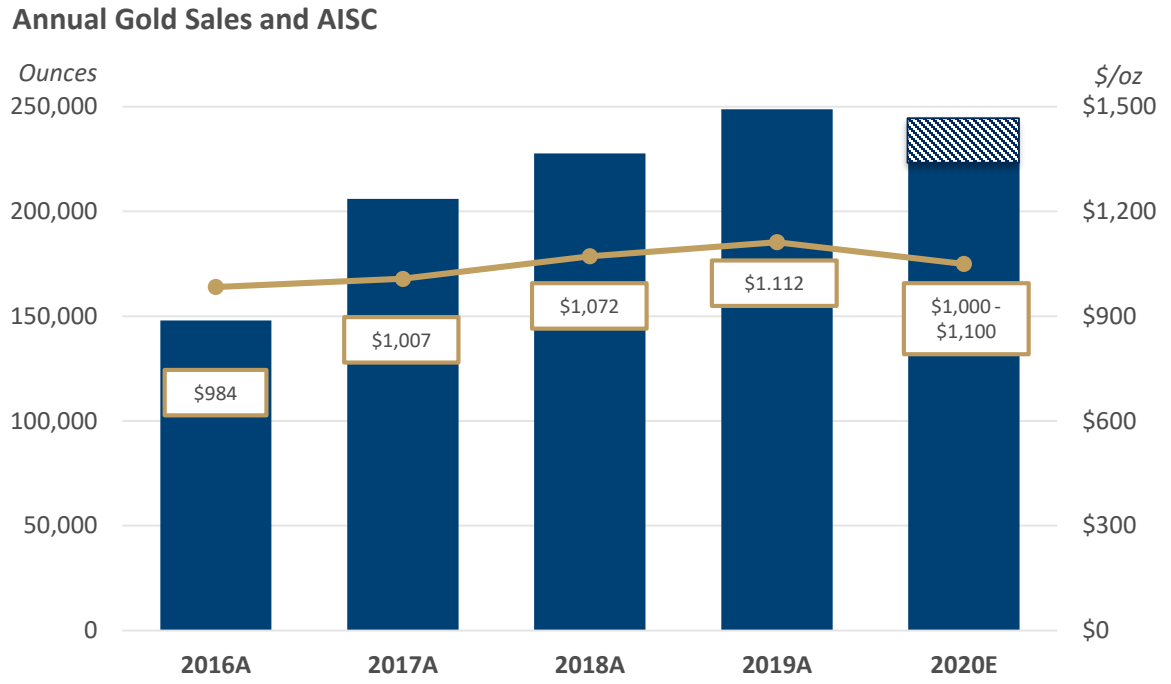

(1) Asanko Gold Mine information presented on 100% basis, unless otherwise stated
(2) Refer to Appendix A for non-GAAP financial measures

BUILDING CASH WITH NO DEBT OUTSTANDING

Asanko Gold Mine Joint Venture (AGM JV) (100%)

- Free cash flow continuously improved over 2019
- Distributed $50m cash to JV partners over prior three months

AGI Cash Accumulation

- Received final $20m payment from Gold Fields in 2019
- Received $10m in distributions in Q4 2019 and $15m in Q1 2020

Return of Capital Through Share Buy-Back

- Commenced a normal course issuer bid in November 2019
- Appropriate investment option with attractive risk-adjusted return
- Ability to buy back up to 5% of outstanding common shares
  - Re-purchased 1.8m shares (value $1.6m) as of Jan. 31, 2020

AGM JV (100%) - Cash Flow from Operations and Free Cash Flow

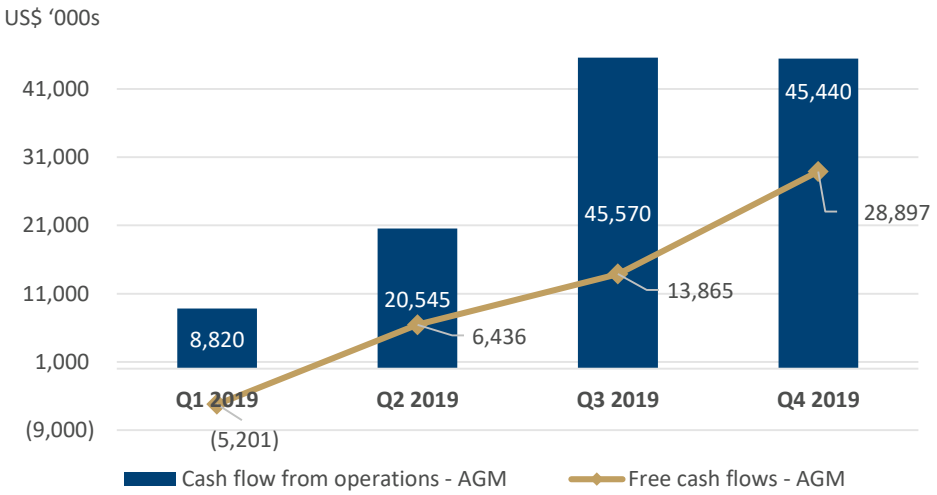

AGI Cash & Receivable Balance

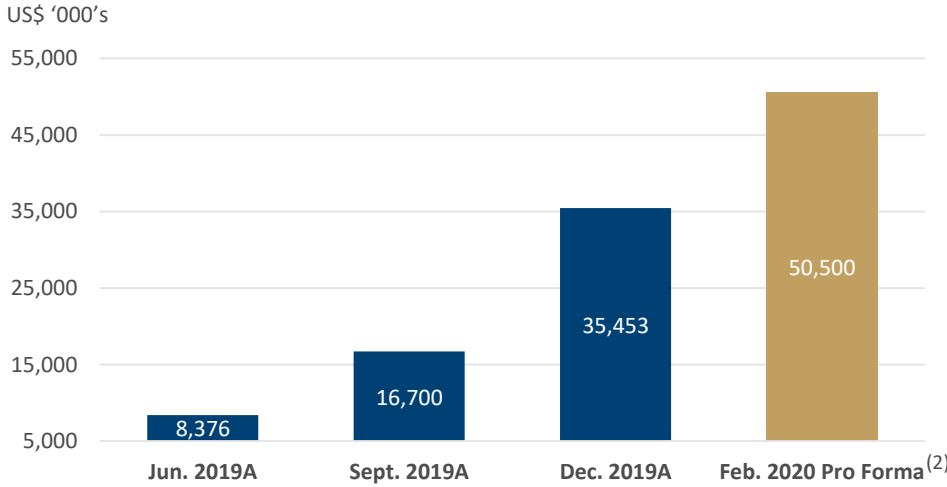

(1) Refer to Appendix A for non-GAAP financial measures
(2) Unaudited pro forma cash and receivables. December 31, 2019 cash and receivables of $35.5 million plus $15 million received in February 2020 from JV distribution

UPDATED MINERAL RESOURCES AND MINERAL RESERVES

Mineral Resources and Mineral Reserves[1]

- Estimated Measured and Indicated Mineral Resources of 64.1 million tonnes ("Mt") at 1.70 g/t gold for 3.50 million ounces ("Moz") gold contained
- Estimated Proven and Probable Mineral Reserves of 53.4 Mt at 1.38 g/t gold for 2.38 Moz of gold contained
- Additional estimated Inferred Mineral Resources of 7.0 Mt at 1.59 g/t gold for 0.36 Moz of gold contained

Highlights and Optimization

- Mine Life of 10 years with 2.1 Moz of gold production
- Initial 2 years (2020-21) expected to produce on average 242,000 ounces of gold per year at an anticipated $1,048/oz AISC[2] generating strong margins and projected free cash flow[2] of $91.3 million at a $1,400/oz gold price
- Limited development capital expenditure of $105 million
- Includes $25 million village relocation underway
- Launched major cost reduction initiative targeting AISC[2] reduction of $100/oz
- Increased focus on exploration to unlock significant potential within 21,000 hectare land package

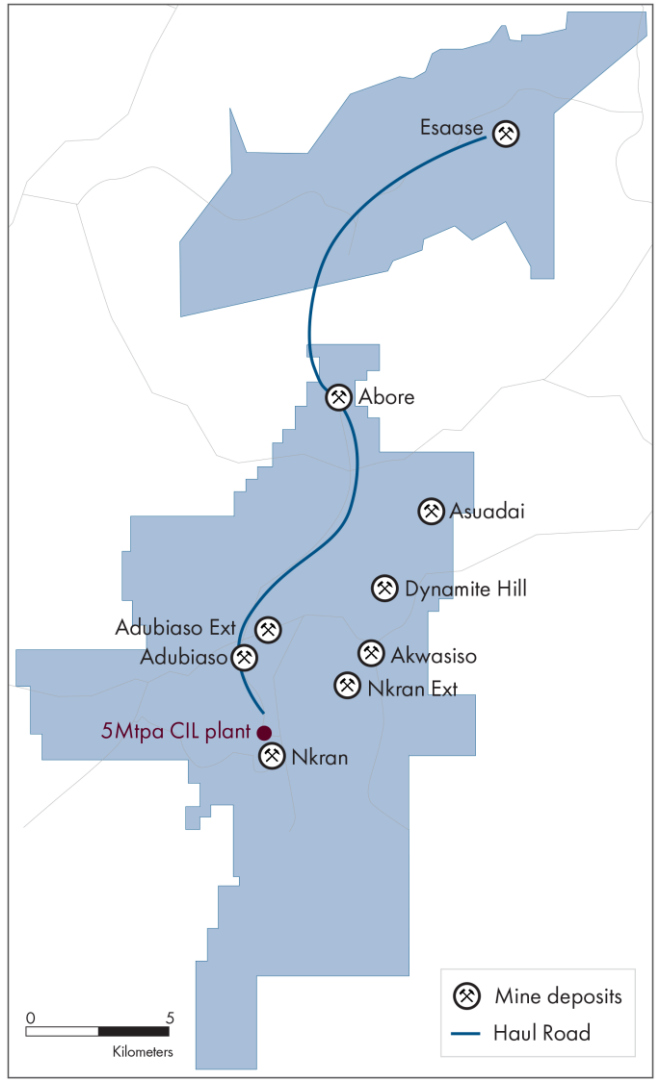

(1) Refer to Appendix C for full mineral resource and mineral reserve information
(2) Refer to Appendix A for non-GAAP financial measures

ASANKO GOLD MINE DISTRICT – MINING CAMPS

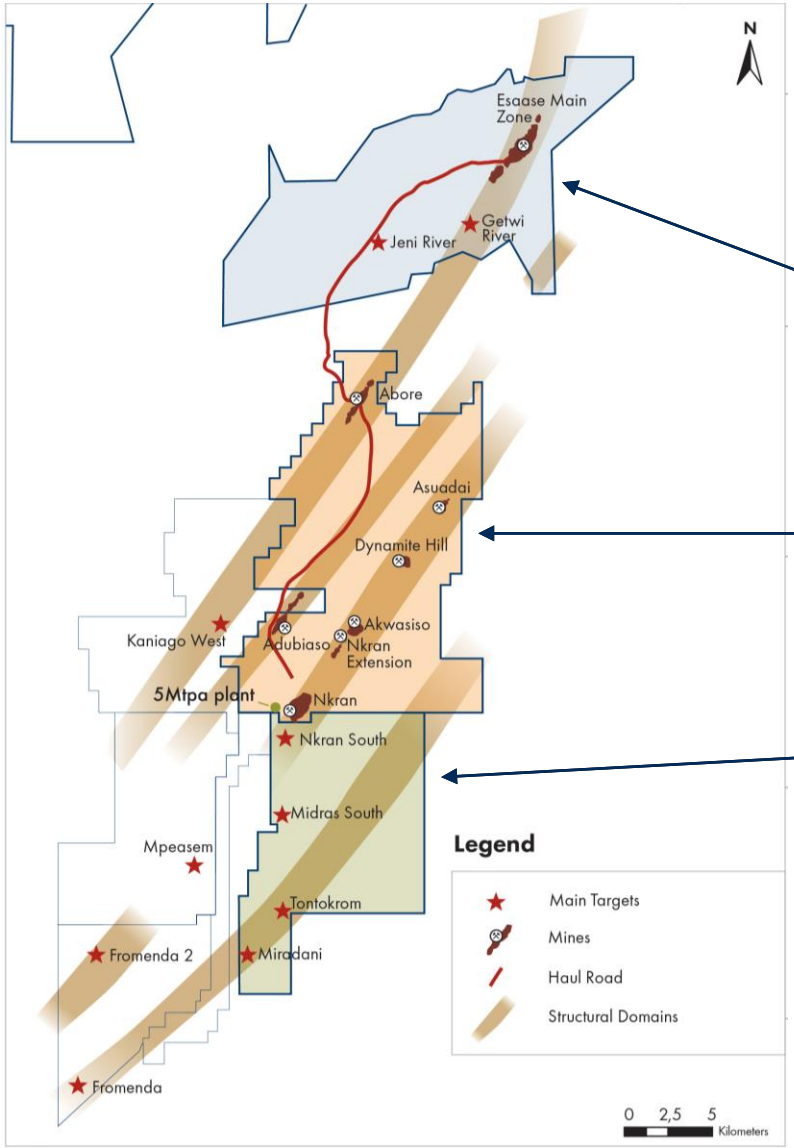

Priorities:

1. **Replace depletion in 2020 – Obotan Camp**
2. **Defer Nkran Cut 3 in 2022 – South Camp**

Esaase Camp

- P&P Reserves(1) 33.6 Mt @ 1.35 g/t Au = 1.45 Moz
- Exploration targets at Jeni River and Getwi River

Obotan Camp (Nkran Processing Plant)

- P&P Reserves(1) 19.7 Mt @ 1.46 g/t Au = 0.92 Moz
- 2020 Targeting reserve replacement through expansion at Akwasiso and Abore

South Camp

- 2020 Plan 10,000 metres (Mirandani and Nkran South)
- Targeting sufficient resources by 2021 to defer Nkran Cut 3
- Working on resolving Tontokrom boundary dispute

(1) Refer to Appendix C for full mineral resource and mineral reserve information

ASANKO GOLD MINE DISTRICT – WESTERN EXPLORATION

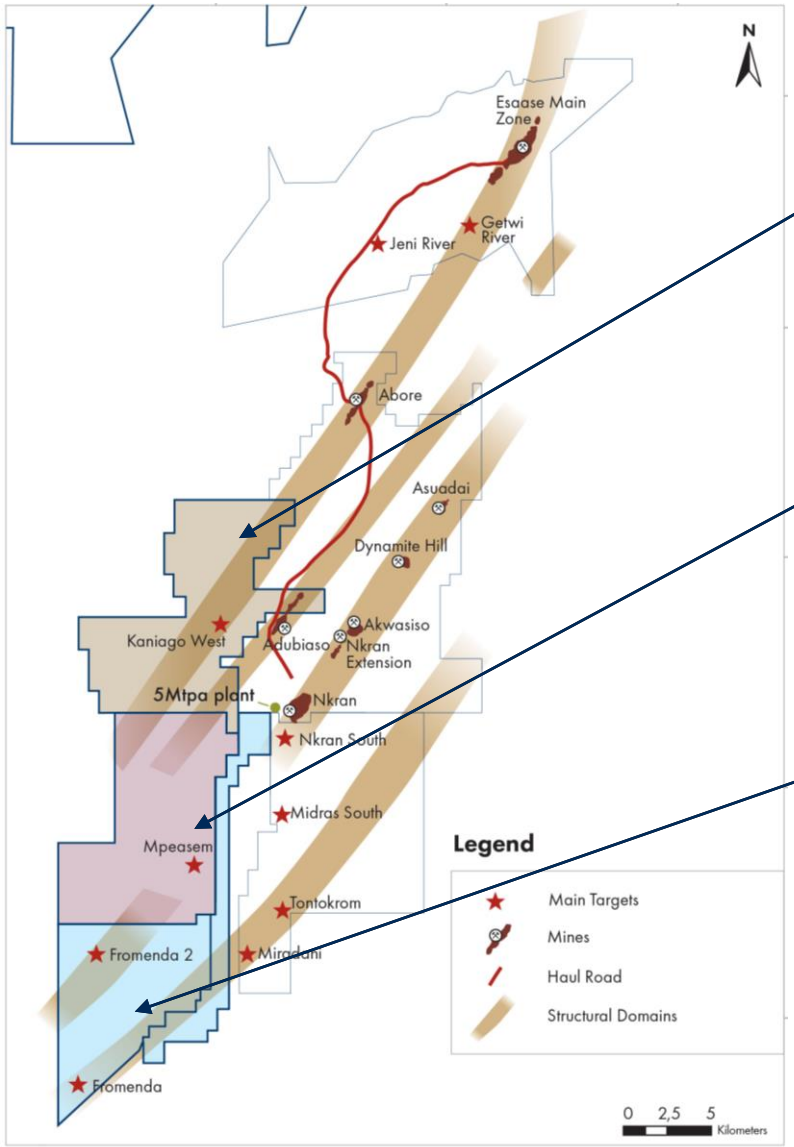

Exploration Lease Concessions

North West Camp

- 2020 Plan 3,600 metres (Kaniago West)
- 4,905 metres of historical drilling by Midlands in 2011/12
- Regional geochemistry

Central West Camp

- Memorandum of Understanding signed
- 2020 Plan 2,100 metres (Mpeasem)
- 573 metres of historical drilling by Romex in 2012

South West Camp

- 2020 Drilling 2,135 metres (Fromenda)
- Multiple phases of RC and DD historical drilling by PMI Gold

ESG APPROACH

VISION

Creating a sustainable business capable of long-term value creation for our stakeholders

VALUES

- AKOMA — CARING
- OSRAMNE NSOROMA — INTEGRITY
- ESE NE TEKYEREMA — TEAMWORK
- ANANSE NTONTAN — INNOVATION
- ME WARE WO — COMMITMENT
- NSAA — TRANSPARENCY

MEASURED RESULTS

2018 & 2019 Winner

Ghana Mining Industry Awards



"Mining Company of the Year"

- SAFETY & HEALTH
- SKILLS DEVELOPMENT
- GROWING LOCAL BUSINESSES
- COMMUNITIES
- GOVERNANCE
- ATTRACTING TALENT
- ENVIRONMENT

MOMENTUM IN 2020

- **Strong macro environment supporting gold price**

- **Focused on free cash flow generation with the mine expected to generate over $90 million[1] over the next 2 years**

- **Important catalysts in 2020:**
  - Exploration drilling at South Camp
  - All-in sustaining cost reduction target of $100/oz
  - Continue to build cash on the balance sheet and generate shareholder returns

Returns[2] Following Focus on Free Cash Flow

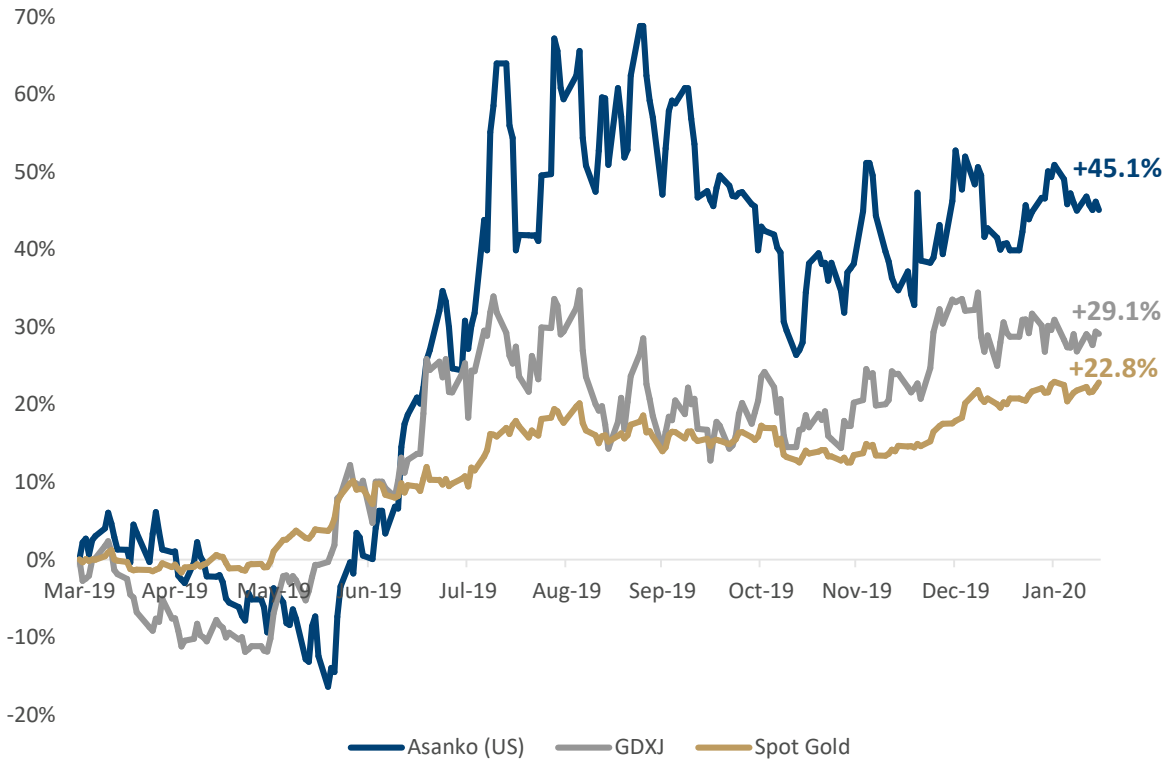

(1) At $1,400/oz gold and on a 100% basis
(2) Source: NASDAQ (March 31, 2019 – February 14, 2020)

COMPANY RE-BRAND

Shareholder Proposal at Annual General Meeting on April 30, 2020 for a Name Change

- Creates clear separation between the Asanko Gold Mine and Asanko Gold Inc.
- Proposed new ticker symbol on both TSX and NYSE American: GAU
- Expected to go live on May 1, 2020

GALIANO GOLD

‘Creating a sustainable business capable of long-term value creation for our stakeholders’

Contact Us

Lynette Gould
SVP, Investor Relations

N.American Toll-Free: 1 855 246 7341
Email: info@asanko.com



APPENDICES



APPENDIX A - FOOTNOTES

Note 1: Guidance projections used in this document ("Guidance") are considered "forward-looking statements" and represent management's good faith estimates or expectations of future production results as of the date hereof. Guidance is based upon certain assumptions, including, but not limited to, metal prices, oil prices, certain exchange rates and other assumptions. Such assumptions may prove to be incorrect and actual results may differ materially from those anticipated. Consequently, Guidance cannot be guaranteed. As such, investors are cautioned not to place undue reliance upon Guidance and forward-looking statements as there can be no assurance that the plans, assumptions or expectations upon which they are placed will occur.

Note 2: The Company has included certain non-GAAP performance measures throughout this presentation. These performance measures are employed by management to assess the Company's operating and financial performance and to assist in business decision-making. The Company believes that, in addition to conventional measures prepared in accordance with GAAP, certain investors and other stakeholders use this information to evaluate the Company's operating and financial performance; however, as explained elsewhere herein, these non-GAAP performance measures do not have any standardized meaning. Accordingly, these performance measures are intended to provide additional information and should not be considered in isolation or as a substitute for measures of performance prepared in accordance with GAAP.

Note 3: In June 2013, the World Gold Council ("WGC"), a non-regulatory association of many of the world's leading gold mining companies established to promote the use of gold to industry, provided guidance for the calculation of "all-in sustaining costs per gold ounce" in an effort to encourage improved understanding and comparability of the total costs associated with mining an ounce of gold. The Company has adopted the reporting of "all-in sustaining costs per gold ounce", which is a non-GAAP performance measure. The Company believes that the all-in sustaining costs per gold ounce measure provides additional insight into the costs of producing gold by capturing all of the expenditures required for the discovery, development and sustaining of gold production and allows the Company to assess its ability to support capital expenditures to sustain future production from the generation of operating cash flows. The Company believes that, in addition to conventional measures prepared in accordance with IFRS, some investors use this information to evaluate the JV's performance and ability to generate cash flow, disposition of which is subject to the terms of the JVA. Accordingly, it is intended to provide additional information and should not be considered in isolation or as a substitute for measures of performance prepared in accordance with IFRS. Other companies may calculate all-in sustaining costs per ounce differently. The JV does not calculate this information for use by both JV partners, rather it is calculated by the Company solely for the Company's own disclosure purposes. Refer to the Company's Management Discussion and Analysis for the year ended December 31, 2018 and quarters ended March 31, 2019, June 30, 2019 and September 30, 2019 for reconciliations of AISC of the AGM to various operating expenses of the AGM on a 100% basis (the nearest GAAP measures), as presented in the notes to the condensed consolidated interim financial statements of the Company. Reconciliations of these measures to the Company's financial results for the quarter and year ended December 31, 2019 will be reported in accordance with IFRS in the FY2019 MD&A to be filed in the coming weeks.

Note 4: Non-GAAP Performance Measures – All-in sustaining costs for the Mineral Reserve Estimate (Mrev)
All-in sustaining costs, for the purposes of this news release, is comprised of GAAP measures production costs (which includes mining costs other than those mining costs capitalized as leases under IFRS 16, ore transport and handling costs, processing costs, site-based general and administrative ("G&A") costs and refining costs), royalties and G&A expenses. AISC also includes sustaining capital expenditure and capitalized stripping costs which are derived from the GAAP measure "cash flows used in investing activities" of the JV. AISC further includes payments made to mining contractors for leases capitalized under IFRS16, which is derived from the GAAP measure "cash flows used in financing activities" of the JV. AISC is expressed on a per gold ounce sold basis and, specifically for the purpose of the MRev, does not include reclamation costs.

Note 5: Free cash flow is a non-GAAP performance measure which the Company believes, in addition to conventional measures prepared in accordance with GAAP, the Company and certain investors use to evaluate the Company's ability to generate cashflows. Accordingly, it is intended to provide additional information and should not be considered in isolation or as a substitute for measures of performance prepared in accordance with GAAP. Free Cash Flow is calculated as cash flows from operating activities of the JV adjusted for cash flows associated with sustaining and non-sustaining capital expenditures and payments made to mining contractors for leases capitalized under IFRS 16. Refer to the Company's Management Discussion and Analysis for the quarter ended September 30, 2019 for a reconciliation of free cash flow to cash flow from operating activities (the nearest GAAP measure) of the Company.

APPENDIX B – Q4 OPERATIONAL PERFORMANCE

AGM Key Mining Statistics (100%)	Units	Q1 2018	Q2 2018	Q3 2018	Q4 2018	Q1 2019	Q2 2019	Q3 2019	Q4 2019
Ore tonnes mined	'000	853	945	1,730	1,370	1,505	1,056	1,105	**1,405**
Waste tonnes mined	'000	11,976	9,814	9,084	8,370	6,584	7,808	6,372	**4,956**
Total tonnes mined	'000	12,743	10,759	10,814	9,740	8,089	8,864	7,477	**6,361**
Strip ratio	W:O	14.0	10.4	5.3	6.1	4.4	7.4	5.8	**3.5**
Avg gold grade mined	g/t	1.3	1.5	1.4	1.5	1.4	1.6	1.5	**1.6**
Ore milled	'000t	1,269	1,374	1,299	1,238	1,224	1,375	1,439	**1,460**
Gold feed grade	g/t	1.3	1.4	1.6	1.6	1.6	1.5	1.4	**1.5**
Gold recovery	%	93	94	94	95	93	93	94	**94**
Gold produced	oz	48,229	53,501	61,599	59,823	60,425	62,067	62,440	**66,112**

APPENDIX C CONT'D – MINERAL RESOURCE & MINERAL RESERVE ESTIMATE

Mineral Resource Estimate as at December 31, 2019

Deposit	Measured			Indicated			Measured & Indicated Total			Inferred		
	Tonnes (Mt)	Au Grade (g/t)	Au Content (koz)	Tonnes (Mt)	Au Grade (g/t)	Au Content (koz)	Tonnes (Mt)	Au Grade (g/t)	Au Content (koz)	Tonnes (Mt)	Au Grade (g/t)	Au Content (koz)
Nkran				8.5	2.14	586	8.5	2.14	586	-	-	-
Esaase				43.2	1.69	2,348	43.2	1.69	2,348	5.4	1.54	269
Akwasiso				2.8	1.82	165	2.8	1.82	165	0.4	2.16	29
Abore				4.7	1.46	221	4.7	1.46	221	0.9	1.69	48
Asuadai				1.3	1.32	55	1.3	1.32	55	0.0	1.24	2
Adubiaso				1.2	1.88	71	1.2	1.88	71	0.2	1.43	9
Stockpiles	2.3	0.76	57				2.3	0.76	57			
Total	**2.3**	**0.76**	**57**	**61.7**	**1.74**	**3,447**	**64.1**	**1.70**	**3,504**	**7.0**	**1.59**	**357**

Notes:

- *Estimated Mineral Resources are reported at a cut-off grade of 0.5 g/t gold and assuming a gold price of US$1,500/oz.*
- *Figures are rounded to the appropriate level of precision for the reporting of Mineral Resources.*
- *Due to rounding, some columns or rows may not compute as shown.*
- *Estimated Mineral Resources are stated as in situ dry metric tonnes.*
- *Estimated Mineral Resources are reported inclusive of Estimated Mineral Reserves. Mineral Resources that are not Mineral Reserves do not have demonstrated economic viability. The estimate of Mineral Resources may be materially affected by environmental, permitting, legal, title, taxation, socio-political, marketing, or other relevant issues including but not limited to those noted under Cautionary Note Regarding Forward-Looking Statements.*
- *The Nkran, Esaase and Akwasiso MREs have been prepared by CSA Global who are independent of Asanko. The Abore, Asuadai and Adubiaso MREs have been prepared by Asanko and reviewed and accepted by CSA Global.*

APPENDIX C CONT'D – MINERAL RESOURCE & MINERAL RESERVE ESTIMATE

Mineral Reserve Estimate as at December 31, 2019

Deposit	Proven			Probable			Proven & Probable Total		
	Tonnes (Mt)	Au Grade (g/t)	Au Content (koz)	Tonnes (Mt)	Au Grade (g/t)	Au Content (koz)	Tonnes (Mt)	Au Grade (g/t)	Au Content (koz)
Nkran				10.9	1.64	577	10.9	1.64	577
Esaase Main				29.1	1.33	1,245	29.1	1.33	1,245
Esaase South				4.5	1.44	210	4.5	1.44	210
Akwasiso				1.9	1.43	87	1.9	1.43	87
Abore				2.8	1.42	127	2.8	1.42	127
Adubiaso				0.8	1.51	38	0.8	1.51	38
Asuadai				1.0	1.12	37	1.0	1.12	37
Stockpiles	2.3	0.76	57				2.3	0.76	57
Total	**2.3**	**0.76**	**57**	**51.1**	**1.41**	**2,320**	**53.4**	**1.38**	**2,377**

Notes:

- *Estimated Mineral Reserves are reported assuming a gold price of US$1,300/oz.*
- *Estimated Mineral Reserves are defined within pit designs guided by pit shells derived from Whittle Four-X™ software (Whittle).*
- *Estimated Mineral Reserves are reported based on the maximum of: (a) the calculated marginal cut-off grades for each of the pits ranging between (0.38 - 0.71) g/t gold, and (b) 0.50 g/t gold.*
- *Figures are rounded to the appropriate level of precision for the reporting of Mineral Reserves. Due to rounding, some columns or rows may not compute as shown.*
- *Estimated Mineral Reserves are stated as in situ dry metric tonnes.*
- *The mine plan underpinning the estimated Mineral Reserves has been prepared by Snowden and reviewed and accepted by CSA Global. Both Snowden and CSA Global are independent of Asanko.*
- *No Mineral Reserves have been estimated using estimated Inferred Mineral Resources.The estimate of Mineral Reserves may be materially affected by environmental, permitting, legal, title, taxation, socio-political, marketing, or other relevant issues including but not limited to those noted under Cautionary Note Regarding Forward-Looking Statements.*

Qualified Person Statement

The scientific and technical contents in this presentation have been approved by Mr DM Begg, Pr.Sci.Nat., Senior Vice President Technical Services of Asanko Gold Inc., who is a "Qualified Person" as defined by Canadian National Instrument 43-101 (Standards of Mineral Disclosure). Mr. Begg is not independent of Asanko Gold Inc.