



TSX: WDO | OTCQX: WDOFF

2026 ANNUAL  
GENERAL AND SPECIAL  
MEETING OF SHAREHOLDERS

MAY 26, 2026



# Today's Agenda

Election of Directors

---

Appointment of Auditor

---

Approval of Equity Incentive Plan

---

Advisory Vote on Executive Compensation





TSX: WDO | OTCQX: WDOFF

# CEO UPDATE

MAY 26, 2026



# Forward-Looking Statements

## Forward-Looking Statements

This presentation contains "forward-looking information" within the meaning of applicable Canadian securities legislation, which is based on expectations, estimates, projections, and interpretations as of the date of this release. Forward-looking information includes, without limitation, statements or information with respect to: the Company's performance in 2026 and details and contents of the upcoming press release related to the updated technical reports for Eagle River and Kiena.

These forward-looking statements involve various risks and uncertainties and are based on certain factors and assumptions. Furthermore, should one or more of the risks, uncertainties or other factors materialize, or should underlying assumptions prove incorrect, actual results may vary materially from those described in forward-looking statements or information. These risks, uncertainties and other factors including those risk factors discussed in the sections titled "Cautionary Note Regarding Forward Looking Information" and "Risks and Uncertainties" in the Company's most recent Annual Information Form. Readers are urged to carefully review the detailed risk discussion in our most recent Annual Information Form which is available on SEDAR+ and on the Company's website.

There can be no assurance that forward-looking statements or information will prove to be accurate, as actual results and future events could differ materially from those anticipated in such statements. The Company undertakes no obligation to update forward-looking statements if circumstances, management's estimates or opinions should change, except as required by securities legislation. Accordingly, the reader is cautioned not to place undue reliance on forward-looking statements.

## Non-IFRS Performance Measures

Certain non-IFRS financial measures and ratios are included in this presentation, including cash margin, free cash flow, cash costs, all-in sustaining cost.

Please see the Company's MD&A for the three months ended March 31, 2026, for explanations, definitions and discussion of these non-IFRS financial measures and ratios. The Company believes that these measures, in addition to conventional measures prepared in accordance with International Financial Reporting Standards ("IFRS"), provide investors an improved ability to evaluate the underlying performance of the Company. The non-IFRS and other financial measures and ratios are intended to provide additional information and should not be considered in isolation or as a substitute for measures or ratios of performance prepared in accordance with IFRS. These measures and ratios do not have any standardized meaning prescribed under IFRS and therefore may not be comparable to other issuers. For definitions and reconciliations of these non-IFRS measures, please refer to the last page of this presentation.

## Currency

Unless otherwise disclosed, all references to "\$" are to Canadian dollars and all references to "US\$" are to United States dollars.

## Certain Other Information

Any graphs, tables or other information demonstrating our historical performance, or any other entity contained in this presentation are intended only to illustrate past

# A Record Year – 2025 Consolidated Highlights



**ZERO**  
Lost Time Incidents

**185,576 oz**  
Record Gold Produced

**RECORD**  
Key Financial Metrics

**\$697M**  
Liquidity as at Dec 31, 2025

**ACQUIRED**  
Angus Gold

**207,000**  
Metres Drilled

# Q1 2026 Marks Solid Start to the Year

**45,303 oz**

Gold produced

**\$300M**

Revenue

**\$119M**

Net Income

**\$212M**

EBITDA<sup>1</sup>

**\$162M**

Net Cash from Operating Activities

**\$126M**

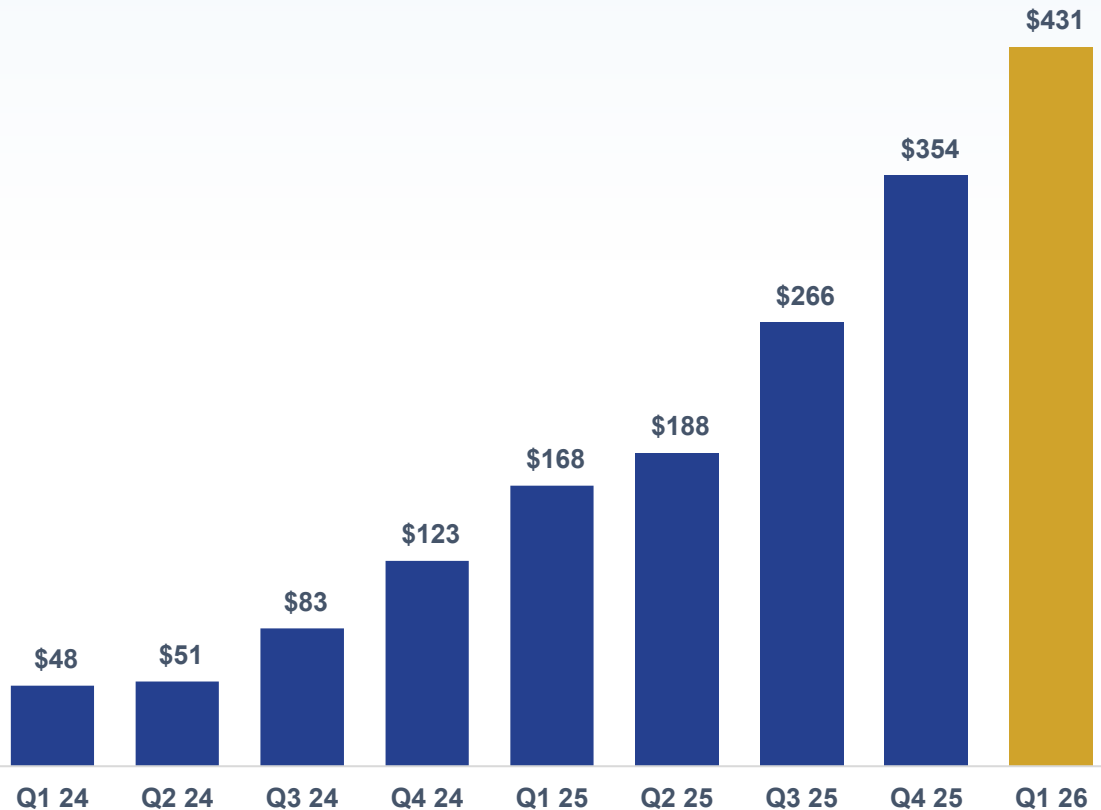
Free Cash Flow<sup>1</sup>

1. For further information and detailed reconciliations, refer to the section entitled "Non-IFRS Performance Measures" in the Company's latest MD&A for the period ended March 31, 2026.

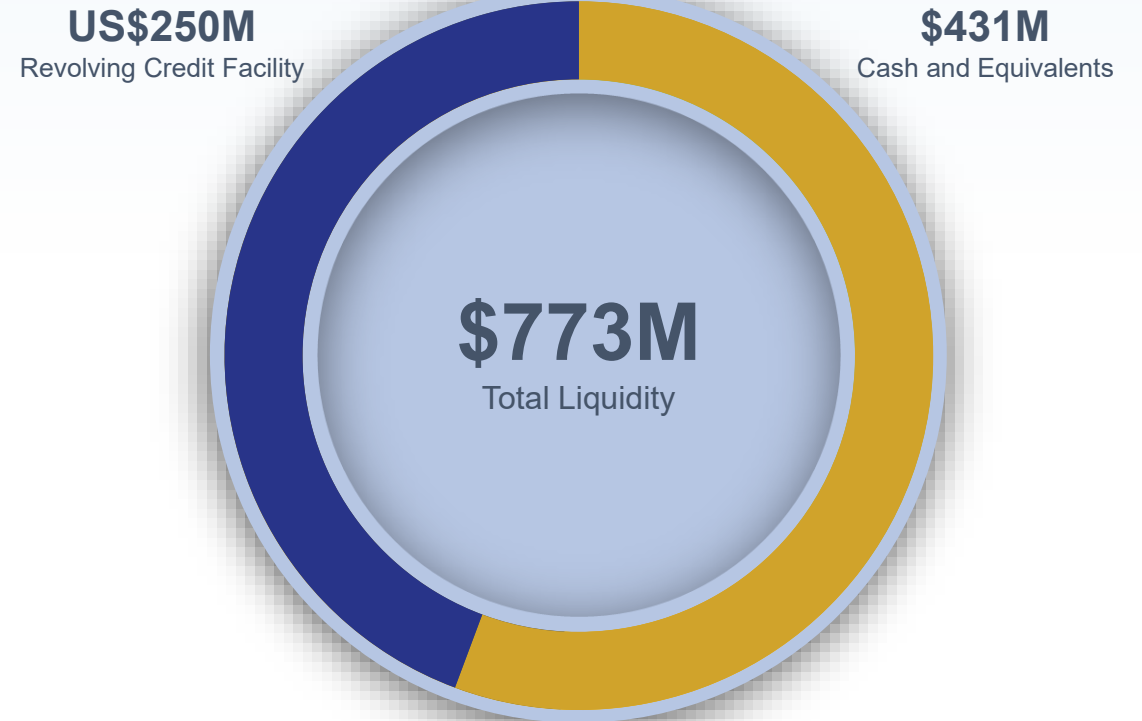


# Strong Balance Sheet Supports Returning Capital to Shareholders

Cash Balance (\$M)



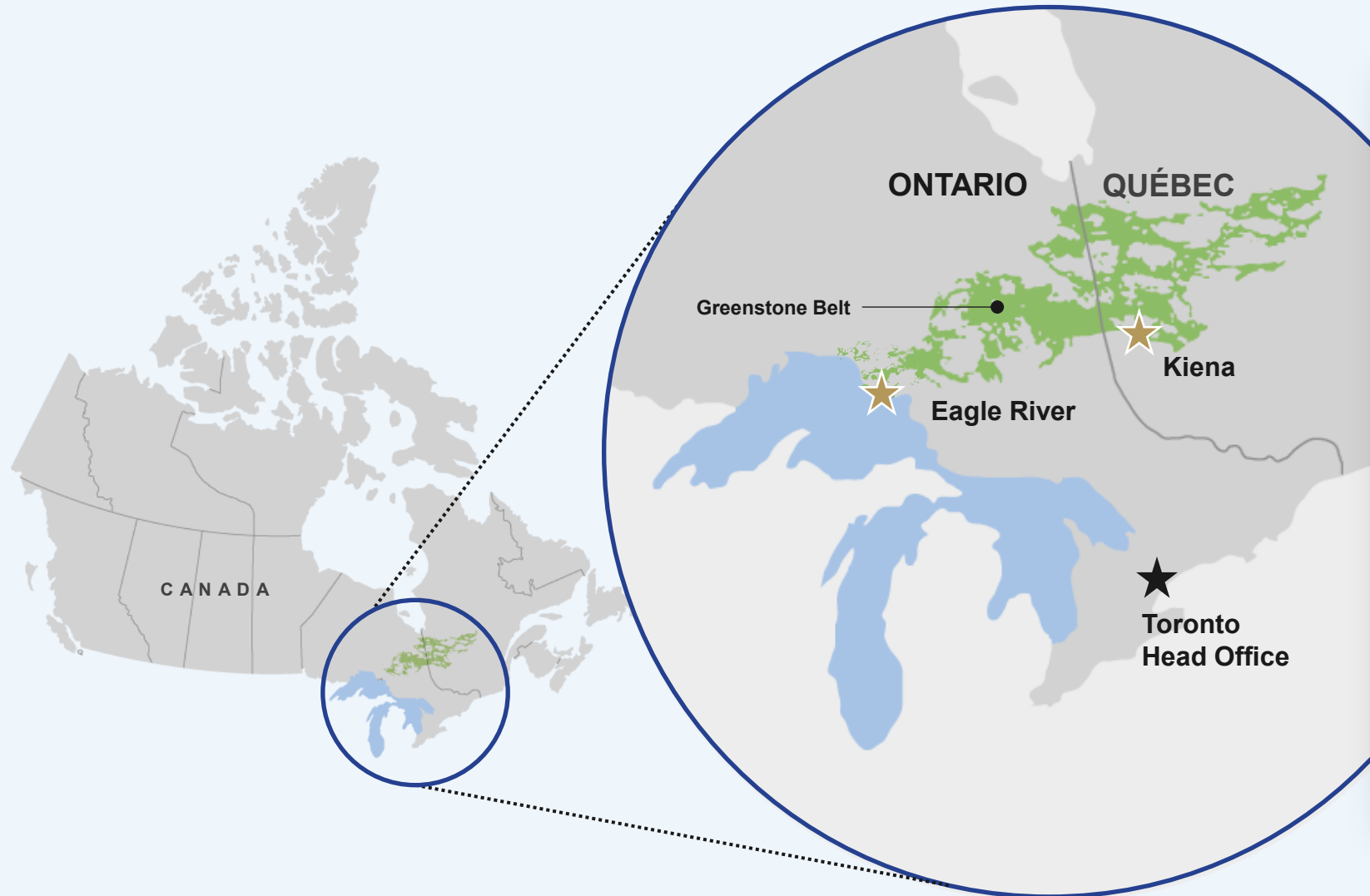
Total Liquidity (\$M)



## Normal course issuer bid announced in November 2025

First tranche completed in April 2026 with 3 million shares repurchased for \$68 million  
Announced second tranche on May 12, 2026 for repurchase of up to 3 million shares

# Two of Canada's Highest-Grade Gold Mines



## ★ Eagle River (Producing, 100% Owned)

Location	50 km west of Wawa, ON
Greenstone Belt	Mishibishu
Land Package	400 km <sup>2</sup>
Reserve Gold Grade <sup>1</sup>	#1 in Canada
2P Reserves	487,000 oz   12.3 g/t
M&I Resources <sup>2</sup>	228,000 oz   8.8 g/t
Inferred Resources <sup>2,3</sup>	229,000 oz   2.6 g/t
Workforce (Dec 31, 2025)	617 (incl. 220 contractors)
Royalty	2%

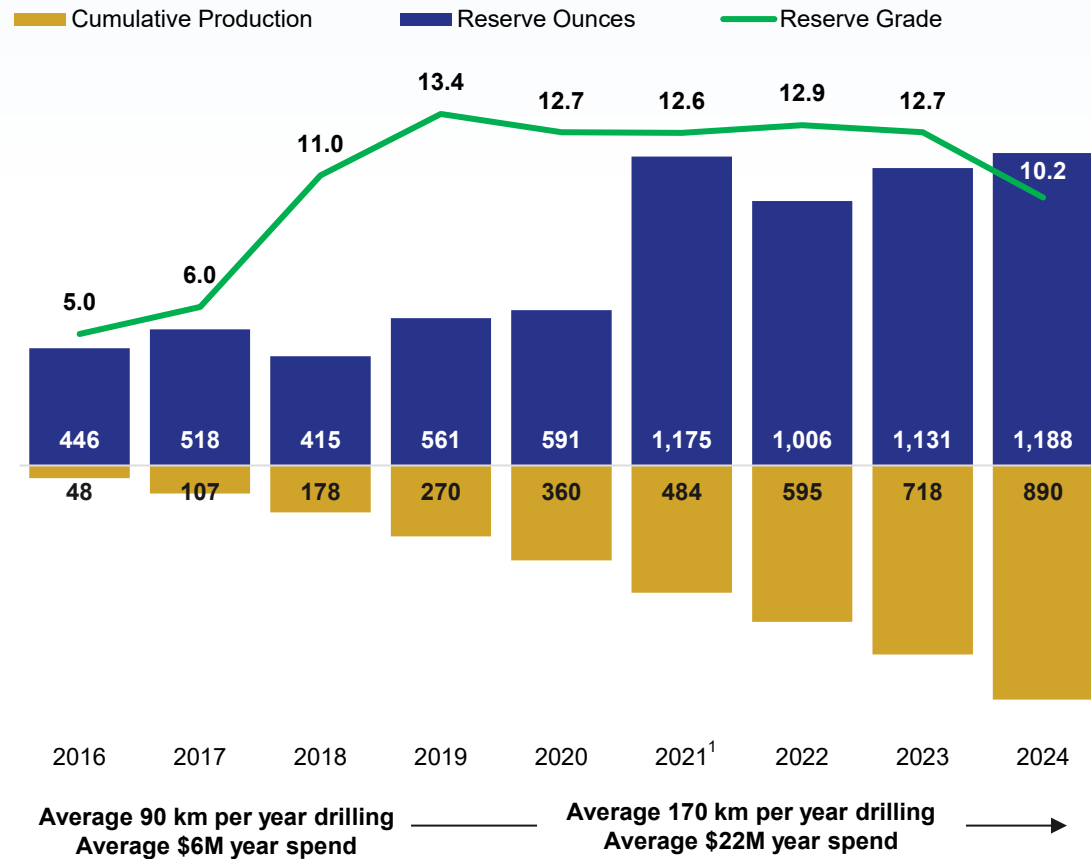
## ★ Kiena (Producing, 100% Owned)

Location	Val-d'Or, Québec
Greenstone Belt	Abitibi
Land Package	75 km <sup>2</sup>
Reserve Gold Grade <sup>1</sup>	#4 in Canada
2P Reserves	701,000 oz   9.1 g/t
M&I Resources <sup>2</sup>	158,000 oz   5.8 g/t
Inferred Resources <sup>2</sup>	411,000 oz   5.0 g/t
Workforce (Dec 31, 2025)	575 (incl. 258 contractors)
Royalty	nil

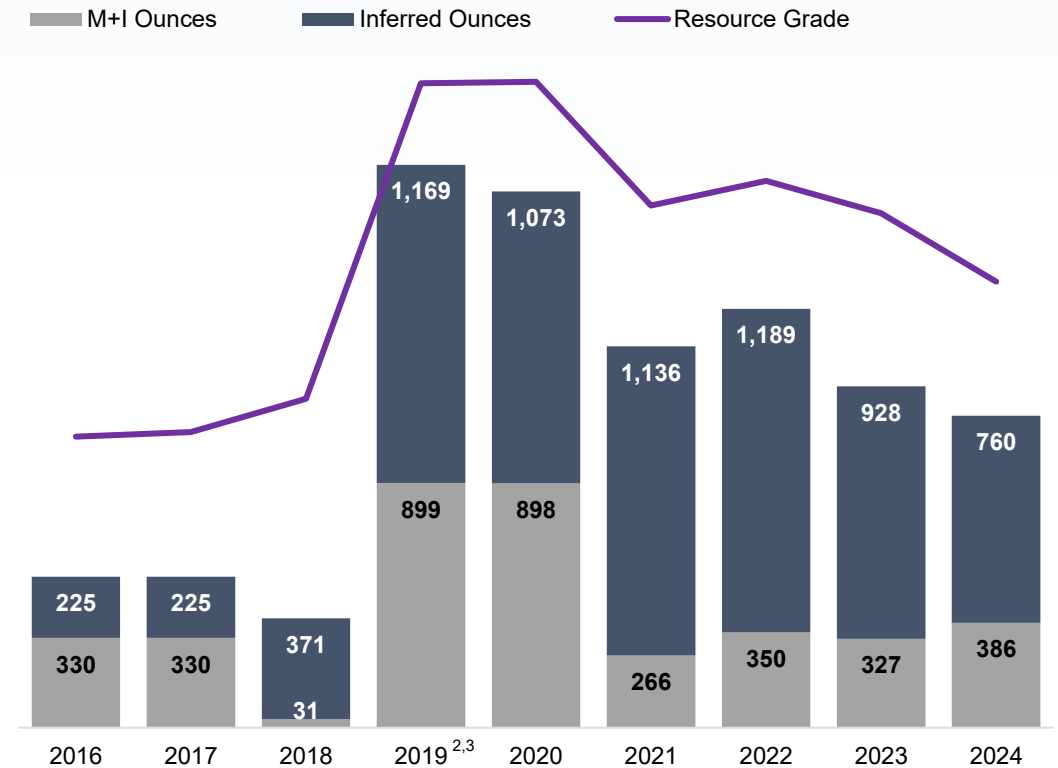
1. Sources: S&P Capital IQ and public company data  
 2. Mineral resources stated exclusive of mineral reserves as at December 31, 2024  
 3. Eagle River inferred mineral resources includes Mishi 120,000 oz at 1.62 g/t as of December 31, 2024

# Replacing Reserves While Growing Production at the Cost of Resource Ounces

## Production (koz), Reserves (koz) and Reserve Grade (g/t)



## Total Resources Exclusive of Reserves (koz)



1. Initial Kiama reserve published in 2021 – 651koz proven and probable
2. Initial Kiama resource published in 2019 – 728koz measured + indicated, 798koz inferred
3. Falcon 720 discovered in 2019, reserve published in 2021

# +50% of Record Exploration Budget<sup>1</sup> Focused on Growth and Discovery

**EAGLE RIVER**  
**\$30M / 145 km**

**50%**  
Delineation  
and conversion drilling




**50%**  
Testing growth  
targets<sup>2</sup>

**\$55M**  
2026 Exploration Budget  
270 km of Drilling

**KIENA**  
**\$25M / 125 km**


**40%**  
Delineation  
and conversion drilling



**60%**  
Testing growth  
targets<sup>2</sup>

1. 2024 - \$36M (189 km), 2025 - \$39M (207 km), 2026 - \$55M (270 km)  
2. Growth targets defined as outside of existing mineralized wireframes

# What to Expect in June



Increasing reserves and extending mine life

Maximizing effective mill utilization

Adding economic tonnes at low discovery cost



Replacing high-grade depletion

Increasing throughput

Advancing pipeline of opportunities



# WESDOME

TSX: WDO | OTCQX: WDOFF

## Investor Relations

### Raj Gill

SVP, Corporate Development &  
Investor Relations


### Trish Moran

VP, Investor Relations

Phone: +1 (416) 564-4290

Email: [trish.moran@wesdome.com](mailto:trish.moran@wesdome.com)

## Careers

 [@Wesdome Gold Mines](#)

## Corporate Head Office

220 Bay St, Suite 1200  
Toronto, ON M5J 2W4