



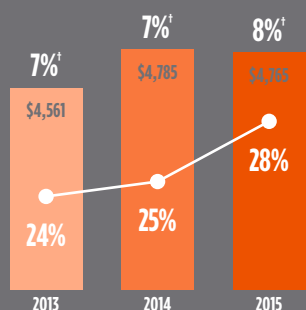
2015 ANNUAL REPORT

2015 FINANCIAL HIGHLIGHTS

\$Millions (except per share data)

	2013	2014	2015
Net Revenue	\$ 4,561	\$ 4,785	\$ 4,765
Net Income Attributable to Zoetis	\$ 504	\$ 583	\$ 339
Adjusted Net Income Attributable to Zoetis*	\$ 709	\$ 790	\$ 889
Diluted Earnings Per Share	\$ 1.01	\$ 1.16	\$ 0.68
Adjusted Diluted EPS*	\$ 1.42	\$ 1.57	\$ 1.77
Net Cash Provided by Operating Activities	\$ 681	\$ 626	\$ 664
Research & Development Expense	\$ 399	\$ 396	\$ 364
Total Assets	\$ 6,536	\$ 6,588	\$ 7,913

REVENUE GROWTH AND ADJUSTED EBIT MARGIN HIGHLIGHTS

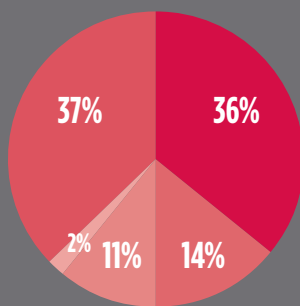


- 2013 Revenue 7%†
- 2014 Revenue 7%†
- 2015 Revenue 8%†
- Adjusted EBIT* Margin

*Adjusted net income and its components and adjusted diluted earnings per share (non-GAAP financial measures) are defined as reported net income attributable to Zoetis and reported diluted earnings per share, excluding purchase accounting adjustments, acquisition-related costs and certain significant items. Adjusted EBIT excludes interest expense net of capitalized interest, interest income and adjusted income taxes.

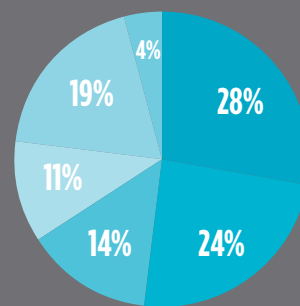
†Represents operational revenue growth, which is defined as revenue growth excluding the impact of foreign exchange.

REVENUE BY SPECIES†



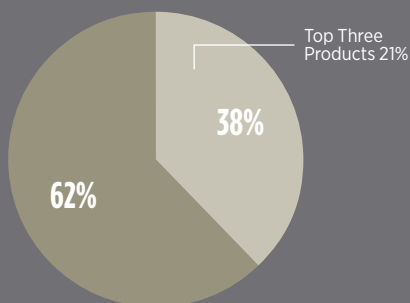
- Cattle 36%
- Swine 14%
- Poultry 11%
- Other Livestock 2%
- Companion Animal 37%

REVENUE BY PRODUCT CATEGORY†



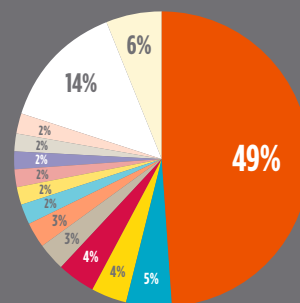
- Anti-Infectives 28%
- Vaccines 24%
- Parasiticides 14%
- Medicated Feed Additives 11%
- Other Pharmaceuticals 19%
- Other Non-Pharmaceuticals 4%

REVENUE BY PRODUCT CONCENTRATION†



- Top Ten Product Lines 38%
- All Other Product Lines 62%

REVENUE BY TOP MARKETS†



- United States 49%
- China 2%
- Brazil 5%
- Canada 4%
- Australia 4%
- United Kingdom 3%
- France 3%
- Germany 2%
- Japan 2%
- Italy 2%
- Spain 2%
- Mexico 2%
- Other Emerging 14%
- Other Developed 6%

† Revenue charts exclude revenue associated with Client Supply Services, which represented 1% of total 2015 revenue.

LETTER FROM OUR CEO



Juan Ramón Alaix
CHIEF EXECUTIVE OFFICER

Dear Shareholders,

In the three years since our initial public offering, Zoetis has seen animal health evolve from a small piece of the healthcare landscape, with limited investor interest and understanding, into an important and distinct part of the healthcare industry in its own right. We have been proud to help put a spotlight on the value that our company and the overall animal health industry bring to our investors, our customers and society in general. We've been able to demonstrate our industry leadership with robust and steady financial results, customer-focused colleagues, and excellence in innovation.

Zoetis affirmed its reputation as the global leader in the animal health industry with a strong performance in 2015, our third consecutive year of profitable revenue growth. This reflected disciplined implementation of our business plan and a commitment to a business model that creates value for our customers and our shareholders.

DELIVER ON OUR VALUE PROPOSITION

GROW REVENUE IN LINE WITH OR FASTER THAN THE MARKET¹

GROW ADJUSTED NET INCOME FASTER THAN REVENUE

TARGET VALUE-ADDED INVESTMENT OPPORTUNITIES

RETURN EXCESS CAPITAL TO SHAREHOLDERS

EMBARKED ON AN 18-MONTH OPERATIONAL EFFICIENCY PROGRAM

2017 OBJECTIVES

Reduce complexity that detracts from the value we bring to customers

Improve cost structure and operating margins to free up capital for more profitable growth

Better allocate resources—talent, time and cash—for future growth opportunities

Achieve \$300 million in cost savings by 2017

Improve operating margins from 25 percent to approximately 34 percent by 2017

SIGNIFICANT PROGRESS IN 2015

Restructured from four regions into two—U.S. and International

Built a flatter, more agile organization with resources closer to customers

Retained direct sales operating model in approximately 45 countries which contributed 95 percent of revenue, while moving sales to distributors in other smaller markets

Eliminated lower-margin, lower-demand product stock keeping units

Confirmed agreements to sell five manufacturing sites as part of changes to long-term supply network strategy

STRONG PERFORMANCE IN 2015

- Our diverse portfolio of approximately 300 product lines enabled us to grow revenue by 8% operationally, continuing to outpace the animal health industry¹.
- We grew our adjusted net income by 24% operationally—faster than revenue growth—and grew our adjusted EBIT margin from 25% to 28% as we continued our focus on greater efficiency in our business.
- We also invested more than USD \$1.6 billion in a highly productive research and development program, targeted acquisitions, and capital expenditures in areas like manufacturing and supply that are designed to improve our capacity for growth.
- Finally we returned approximately \$370 million in excess capital to our shareholders in the form of dividends and share repurchases.

We achieved this strong performance in the face of the headwinds of foreign currency exchange and economic slowdowns in important animal health markets such as Brazil and China. Despite challenges in other areas of these economies, we achieved solid revenue growth there (Brazil 11% and China 17% operationally). In so doing, we showed the remarkable resilience of our business and the animal health industry in a global marketplace.

Ultimately, we continued to demonstrate the strength of our business model—our industry-leading direct sales force, new product innovations and high-quality manufacturing—and we positioned ourselves to sustain profitable growth and value creation. These interconnected capabilities remained key elements of Zoetis' competitive advantage and the essential foundation for our success.

We also saw the important role our culture—rooted in our Core Beliefs (See page three)—plays in our success, giving employees at every level of our business the empowerment to drive results, the courage to confront challenges, and the accountability to solve them.

For example, in 2015, we continued the implementation of a new enterprise resource planning system (ERP) to improve our efficiency and give us advantages in how we manage and use information to run the business. From a systems and controls point of view, the ERP implementation was successful. We were able to maintain supply to customers from day one. However, due to the change of systems, especially in the U.S., many customers experienced a disruption in the level of service they were accustomed to. This tested how we demonstrate our “Customer Obsessed” Core Belief and made us determined to restore customer service beyond their expectations.

The ERP implementation issues in the U.S. have been resolved and customer service has improved. We have successfully implemented our ERP system in other countries across Europe, Asia, Latin America and the Middle East, and we will have completed the global ERP program in the first quarter of 2016.

We also addressed product supply issues, and we made significant progress to meet demand for APOQUEL, our popular medicine for itch caused by allergic skin conditions in dogs. We are confident that in 2016 we will meet customer demand for APOQUEL and launch in additional markets around the world. We expect APOQUEL to generate more than \$300 million in revenue at peak sales.

BUILDING A SIMPLER, MORE COST-EFFICIENT, COMPETITIVE COMPANY POISED FOR GROWTH

As we entered 2015 with the stand-up of our own infrastructure and systems nearing completion, we knew we could do even better. We conducted a full-scale review of our business, and our goal was to simplify many of the processes and structures we had inherited in our spinoff. We wanted to focus on building a more efficient, agile and less complex structure for a company focused solely on animal health.

This efficiency initiative has led to changes in our organizational design and cost structure, as well as better allocation of resources on investments for future growth. (See *Embarked on an 18-Month Operational Efficiency Program* on page one.)

MAKING STRATEGIC INVESTMENTS TO FUEL GROWTH

These improvements are helping to free up cash and other resources to invest in our growth.

Innovation Driven by Customer Outcomes

Zoetis leads the animal health industry with highly productive innovation. In 2015, we invested approximately \$360 million in R&D, funding development of new products as well as enhancement of the current portfolio to build brands that are highly relevant for evolving customer needs and can endure over decades. This year proved to be a stellar one for new product innovation with approval of two significant pioneering products.

In July, Zoetis was granted a conditional license from the U.S. Department of Agriculture for the first monoclonal antibody therapy to help reduce clinical signs associated with atopic dermatitis in dogs. It joined APOQUEL as the second major innovation to emerge from Zoetis' proprietary research and development platform in allergic skin conditions. We see dermatology as an area of unmet need where our product innovations are improving the standard of care and quality of life for both dogs and their owners.

GROWTH THROUGH NEW PRODUCT INNOVATION



SIMPARICA

Zoetis received marketing authorization from the European Commission in November for SIMPARICA™ (sarolaner), a monthly chewable tablet to treat fleas, ticks and sarcoptic mange in dogs beginning at eight weeks of age. It offers immediate, persistent efficacy in killing fleas and ticks. It will be a competitive new product in the global market for antiparasitics for pets which was valued at \$4.2 billion in 2014 and had a compound annual growth rate of 5% over the previous five years, driven largely by growth of new oral products³.



ANTIBODY THERAPY FOR CANINE ATOPIC DERMATITIS

Zoetis was granted a conditional license in July from the U.S. Department of Agriculture for the first monoclonal antibody therapy to help reduce clinical signs associated with atopic dermatitis in dogs. A once-a-month therapy administered by injection, it contains an antibody developed by Zoetis scientists to specifically target and neutralize interleukin-31 (IL-31), a key protein that is responsible for sending the itch signal to a dog's brain. It joined APOQUEL as the second major innovation to emerge from Zoetis' proprietary research and development platform in allergic skin conditions.

In November, we celebrated approval by the European Commission of SIMPARICA™ (sarolaner) chewable tablets, a once-monthly medication for the treatment of fleas, ticks and sarcoptic mange in dogs beginning at eight weeks of age. Approval in the United States followed in the first quarter of 2016. You can read more about both of these products in the Innovation section below.

We are also placing ever-greater emphasis in our R&D program on disease prevention with considerable effort to expand our portfolio of vaccine products for livestock and companion animals. We achieved significant success on that front with vaccines accounting for approximately 40 percent of our product approvals in 2015. These include approval in the U.S. of VANGUARD™ crLyme, our next generation vaccine to prevent clinical disease and subclinical arthritis associated with the bacterial agent of Lyme disease in dogs. We also extended the reach of our FOSTERA™/SUVAXYN™ family of vaccines, securing approval of the PCV MH vaccine in European and Latin American countries. The combination vaccine helps protect swine from the common diseases—porcine circovirus-associated disease and enzootic pneumonia caused by *Mycoplasma hyopneumoniae*.

We are also proud of how our R&D team is responding to outbreaks of emerging diseases faster than other companies. Zoetis was first to market in the U.S. with a vaccine to help combat an outbreak of H3N2 canine influenza, a new strain of the disease with cases reported in 25 states.

While we invest the majority of R&D budget to develop products that will help our customers today, we also invest in the innovations of the future. Our R&D pipeline includes nearly 30 basic research programs to provide the scientific foundation for new development projects; almost 70 development projects expected to bring potential products to

market in four to seven years and 220 late-stage development projects anticipated to lead to new products in four years or less.

Part of our future-focused investment in innovation was devoted to the acquisition or in-licensing of cutting edge technologies. Examples of these include creating delivery approaches to improve the duration of efficacy of our products; efficiently produce our active ingredients and formulations or provide options for novel approaches to prevent or treat disease. We are also engaging in open research collaborations with companies that have expertise in areas that complement our own research interests and capabilities.

Investing in Strategic Acquisitions

The second avenue we follow to fuel growth and create value is through strategic acquisitions. In 2015, we invested more than \$1 billion in our two largest acquisitions as Zoetis.

In February, we completed the purchase of the assets of Abbott Animal Health. This move expanded our companion animal portfolio and gave us leading solutions for the veterinary surgical suite, for the treatment of pain and for diabetes care.

We culminated the year with the largest business development transaction yet for Zoetis: the acquisition of the Norway-based PHARMAQ, the world leader in vaccines and innovation in aquatic health serving the farmed fish industry. PHARMAQ strengthened Zoetis' core livestock business, providing market leadership in vaccines for farmed fish, the fastest growing segment of animal health, increasing at 10 percent annually. With our global scale, Zoetis is poised to bring PHARMAQ innovation to more customers in more markets with a growing aquaculture operation. You can read more about PHARMAQ and Abbott Animal Health in the Acquisitions section below.

OUR CORE BELIEFS

OUR COLLEAGUES
MAKE THE DIFFERENCE

ALWAYS DO THE
RIGHT THING

CUSTOMER OBSESSED

RUN IT LIKE YOU OWN IT

WE ARE ONE ZOETIS

GROWTH THROUGH ACQUISITIONS



PHARMAQ

Zoetis bolstered its core business in the fastest growing segment of animal health—the \$400 million aquatic health products market⁴—completing the acquisition in November 2015 of PHARMAQ for \$765 million. PHARMAQ, the global leader in vaccines and innovation for health products in aquaculture, brought to Zoetis a platform for growth with a broad product portfolio of vaccines for farmed fish and a strong late-stage pipeline of new vaccines and next-generation parasiticides expected to enter the Norwegian, Chilean and UK markets in the near term.



ABBOTT ANIMAL HEALTH

Zoetis completed the purchase of the assets of Abbott Animal Health in February 2015 for \$255 million. These products bolstered Zoetis' companion animal product portfolio, expanded its diagnostics business, and gave the company a leadership position in the veterinary surgical suite. Zoetis rapidly realized increasing revenues from integration of Abbott brands, using its scale, industry-leading field force, and global presence to expand the reach and penetration of leading brands such as anesthetic Propoflo™ and pain reliever Simbadol™.

ZOETIS COMPETITIVE ADVANTAGES

OUR THREE INTERCONNECTED CAPABILITIES



DIRECT CUSTOMER RELATIONSHIPS

Through direct, face-to-face interactions with customers, we are able to understand their local markets and business and to tailor solutions that address their animal health and business priorities.



INNOVATION

Our Research and Development team focuses on developing solutions for our customers' most pressing animal health challenges. A high level of productivity distinguishes Zoetis R&D. In 2015, Zoetis received approximately 200 product approvals, including approvals of new and novel products, lifecycle innovations for current products, new combinations of products and approvals of portfolio products in new markets.



QUALITY MANUFACTURING AND SUPPLY

Our global manufacturing network produces and delivers a high quality, reliable supply of products at competitive prices and increasing profit margins. We market a diverse portfolio—some 300 product lines sold in more than 100 countries. And that portfolio is incredibly durable—the average duration of our top 25 products is 28 years.

During the course of the year, we also made a smaller, strategic acquisition of KL Products, Inc., a leader in automation systems for the poultry industry. This allowed us to complement our category-leading Embrex[®] *in ovo* vaccine delivery systems with more complete hatchery automation solutions.

Enhancing Manufacturing and Supply

We made significant progress on our global manufacturing and supply network strategy in 2015. We are investing approximately \$70 million to expand the capabilities of our state-of-the-art manufacturing site in Lincoln, Nebraska. We completed an addition for production efficiency technologies for beef cattle, and we broke ground on added space that will be home to manufacturing of the antibody therapy for canine atopic dermatitis. We also announced the opening of a manufacturing site in Suzhou, China, which will manufacture pre-mix and soluble powder medicines to keep farm animals healthy in China and more than 60 markets worldwide.

RETURNING EXCESS CAPITAL TO SHAREHOLDERS

While we deployed capital for growth and value creation, we fulfilled our firm commitment to return excess capital to shareholders with approximately \$370 million delivered to our shareholders in the form of dividends and share repurchases.

Increased Quarterly Dividend

Through our quarterly dividend program, we returned cash to shareholders with a dividend of \$0.083 per share, which represented an increase of 15 percent in 2015. In December, we announced another 14.5 percent increase in our dividend program in 2016.

Implemented Share Repurchase Program

In 2015, Zoetis also initiated a \$500 million share repurchase program, and through year-end 2015, we repurchased 4.35 million shares for approximately \$200 million, at an average price of \$45.90 per share. This program will continue in 2016 toward our goal.

MOVING FORWARD

As we look ahead to our fourth year as Zoetis, we see our business at the forefront of a vibrant, \$24 billion global animal health industry²... one that produces medicines and vaccines and provides technical support that serves veterinarians and livestock producers around the world. It is a global industry poised for predictable sustainable growth estimated at five to six percent compounded annually¹. This sustainability comes from the industry's fundamental growth drivers—how we help address increasing population growth and demand for affordable proteins... and how we enhance the health of pets that people care for and on which they increasingly spend more of their income.

Despite ongoing consolidation in animal health, Zoetis continues its leadership as the largest company in the industry. That distinction and our singular focus on animal health have created a passion for our company as well as a sense of urgency, ownership and accountability among every Zoetis colleague. It has fostered a culture and team that is passionate about animal health, committed to customers and deeply engaged in anticipating, understanding and addressing their unique needs.

We are committed to our business model, dedicated to making our business simpler, stronger and more cost-efficient, and devoted to serving those who care for animals in ever better ways.

In the years ahead we will stay true to achieving our long-term value proposition. We will pursue our path of operational change and continue to invest in growth by bringing high quality, innovative new products to customers and by pursuing business development opportunities that strengthen our core business. We are confident that these steps will help improve our margins, better serve our customers, and build shareholder value over the long term. We look forward to reporting to you on our progress in each of these areas.

As we say at Zoetis, the world increasingly depends on animals, and those who raise and care for animals can depend on us. We take that higher purpose to heart and pledge to steadily build on our record of industry leadership to deliver value to our veterinary and livestock producer customers and to create value for you, our shareholders. Thank you for your confidence in us.

Sincerely,

Juan Ramón Alaix
Chief Executive Officer

¹ *Vetnosis STORM FORECASTS: 2014–2023*

² *Vetnosis Review 2014*

³ *Vetnosis, Animal Health Service: Parasiticides Report (Sept. 2015)*

⁴ *Zoetis data on file*

**UNITED STATES
SECURITIES AND EXCHANGE COMMISSION
Washington, D.C. 20549
FORM 10-K**

(Mark One)

- ANNUAL REPORT PURSUANT TO SECTION 13 OR 15(d) OF THE SECURITIES EXCHANGE ACT OF 1934**
For the fiscal year ended December 31, 2015
- or
- TRANSITION REPORT PURSUANT TO SECTION 13 OR 15(d) OF THE SECURITIES EXCHANGE ACT OF 1934**
For the transition period from _____ to _____

Commission File Number: 001-35797

Zoetis Inc.

(Exact name of registrant as specified in its charter)

Delaware

46-0696167

(State or other jurisdiction of
incorporation or organization)

(I.R.S. Employer Identification No.)

100 Campus Drive, Florham Park, New Jersey

07932

(Address of principal executive offices)

(Zip Code)

(973) 822-7000

(Registrant's telephone number, including area code)

Securities registered pursuant to Section 12(b) of the Act:

Title of each class

Name of each exchange on which registered

Common Stock, \$0.01 par value per share

New York Stock Exchange

Securities registered pursuant to Section 12(g) of the Act: None

Indicate by check mark if the registrant is a well-known seasoned issuer, as defined in Rule 405 of Securities Act. Yes No

Indicate by check mark if the registrant is not required to file reports pursuant to Section 13 or Section 15(d) of the Act. Yes No

Indicate by check mark whether the registrant (1) has filed all reports required to be filed by Section 13 or 15(d) of the Securities Exchange Act of 1934 during the preceding 12 months (or for such shorter period that the registrant was required to file such reports), and (2) has been subject to such filing requirements for the past 90 days. Yes No

Indicate by check mark whether the registrant has submitted electronically and posted on its corporate Website, if any, every Interactive Data File required to be submitted and posted pursuant to Rule 405 of Regulation S-T (§232.405 of this chapter) during the preceding 12 months (or for such shorter period that the registrant was required to submit and post such files). Yes No

Indicate by check mark if disclosure of delinquent filers pursuant to Item 405 of Regulation S-K (§229.405 of this chapter) is not contained herein, and will not be contained, to the best of the registrant's knowledge, in definitive proxy or information statements incorporated by reference in Part III of this Form 10-K or any amendment to this Form 10-K.

Indicate by check mark whether the registrant is a large accelerated filer, an accelerated filer, a non-accelerated filer, or a smaller reporting company. See the definitions of "large accelerated filer," "accelerated filer" and "smaller reporting company" in Rule 12b-2 of the Exchange Act. (Check one):

Large accelerated filer

Accelerated filer

Non-accelerated filer

Smaller reporting company

Indicate by check mark whether the registrant is a shell company (as defined in Rule 12b-2 of the Act). Yes No

The aggregate market value of the voting stock held by nonaffiliates of the registrant as of June 28, 2015, the last business day of the registrant's most recently completed second fiscal quarter, was \$24,278 million. The registrant has no non-voting common stock.

The number of shares outstanding of the registrant's common stock as of February 19, 2016 was 497,155,532 shares.

DOCUMENTS INCORPORATED BY REFERENCE:

Portions of the registrant's Proxy Statement for the 2016 Annual Meeting of Shareholders (hereinafter referred to as the "2016 Proxy Statement") are incorporated into Parts II and III of this Form 10-K.

TABLE OF CONTENTS

	<u>Page</u>
PART I	
Item 1. Business	
Overview	1
Operating Segments	1
Products	3
International Operations	5
Sales and Marketing	5
Customers	5
Research and Development	6
Manufacturing and Supply Chain	6
Competition	7
Intellectual Property	8
Operational Efficiency Program	8
Regulatory	9
Employees	10
Environmental, Health and Safety	10
Recent Acquisitions	11
Available Information	11
Item 1A. Risk Factors	12
Item 1B. Unresolved Staff Comments	27
Item 2. Properties	27
Item 3. Legal Proceedings	27
Item 4. Mine Safety Disclosures	27
PART II	
Item 5. Market for Registrant’s Common Equity, Related Stockholder Matters and Issuer Purchases of Equity Securities	28
Item 6. Selected Financial Data	30
Item 7. Management’s Discussion and Analysis of Financial Condition and Results of Operations	31
Item 7A. Quantitative and Qualitative Disclosures About Market Risk	57
Item 8. Financial Statements and Supplementary Data	58
Item 9. Changes in and Disagreements with Accountants on Accounting and Financial Disclosure	106
Item 9A. Controls and Procedures	106
Item 9B. Other Information	106
PART III	
Item 10. Directors, Executive Officers and Corporate Governance	107
Item 11. Executive Compensation	107
Item 12. Security Ownership of Certain Beneficial Owners and Management and Related Stockholder Matters	107
Item 13. Certain Relationships and Related Transactions, and Director Independence	107
Item 14. Principal Accounting Fees and Services	114
PART IV	
Item 15. Exhibits, Financial Statement Schedules	115
SIGNATURES	116

[THIS PAGE INTENTIONALLY LEFT BLANK]

PART I

Item 1. Business.

Overview

Zoetis Inc. is a global leader in the discovery, development, manufacture and commercialization of animal health medicines and vaccines, with a focus on both livestock and companion animals. We have a diversified business, marketing products across eight core species: cattle, swine, poultry, sheep and fish (collectively, livestock) and dogs, cats and horses (collectively, companion animals); and within five major product categories: anti-infectives, vaccines, parasiticides, medicated feed additives and other pharmaceuticals. For more than 60 years, as a business unit of Pfizer Inc. (Pfizer), and since 2013 as an independent public company, we have been committed to enhancing the health of animals and bringing solutions to our customers who raise and care for them.

We were incorporated in Delaware in July 2012. The address of our principal executive offices is 100 Campus Drive, Florham Park, New Jersey 07932. Unless the context requires otherwise, references to “Zoetis,” “the company,” “we,” “us” or “our” in this Annual Report on Form 10-K for the fiscal year ended December 31, 2015 (2015 Annual Report) refer to Zoetis Inc., a Delaware corporation, and its subsidiaries. In addition, unless the context requires otherwise, references to “Pfizer” in this 2015 Annual Report refer to Pfizer Inc., a Delaware corporation, and its subsidiaries. Unless the context requires otherwise, statements relating to our history, for periods prior to our initial public offering (IPO), describe the history of Pfizer’s animal health business unit, although it is important to note that the net assets, operations and cash flows of Zoetis are not the same as the historical net assets, operations and cash flows of Pfizer’s animal health operating segment.

On February 1, 2013, our Class A common stock began trading on the New York Stock Exchange (NYSE) under the symbol “ZTS.” On February 6, 2013, an IPO of our Class A common stock was completed, which represented approximately 19.8% of our total outstanding shares. Prior to and in connection with the IPO, we completed a \$3.65 billion senior notes offering (senior notes offering), and Pfizer transferred to us substantially all of the assets and liabilities of their animal health business. We did not receive any of the proceeds from the IPO. We paid an amount of cash equal to substantially all of the net proceeds that we received in the senior notes offering to Pfizer prior to the completion of the IPO. In addition, immediately prior to the completion of the IPO, we and Pfizer entered into certain agreements that provide a framework for our ongoing relationship with Pfizer. On June 24, 2013, an exchange offer was completed whereby Pfizer shareholders exchanged a portion of Pfizer common stock for Zoetis common stock, resulting in the full separation of Zoetis and the disposal of Pfizer’s entire ownership and voting interest in Zoetis. We refer to the transactions to separate our business from Pfizer, as described here and elsewhere in this 2015 Annual Report, as the “Separation.” For additional information, see Notes to Consolidated Financial Statements—*Note 2. The Separation, Adjustments Associated with the Separation, Senior Notes Offering, Initial Public Offering and Exchange Offer.*

Operating Segments

The animal health medicines and vaccines market is characterized by meaningful differences in customer needs across different regions. This is due to a variety of factors, including:

- economic differences, such as standards of living in developed markets as compared to emerging markets;
- cultural differences, such as dietary preferences for different animal proteins, pet ownership preferences and pet care standards;
- epidemiological differences, such as the prevalence of certain bacterial and viral strains and disease dynamics;
- treatment differences, such as utilization of different types of medicines and vaccines, as well as the pace of adoption of new technologies;
- environmental differences, such as seasonality, climate and the availability of arable land and fresh water; and
- regulatory differences, such as standards for product approval and manufacturing.

As a result of these differences, among other things, we organize and operate our business in two segments: the United States and International. Within each of these operating segments, we offer a diversified product portfolio for both livestock and companion animal customers so that we can capitalize on local trends and customer needs. Our operating segments are:

- **United States** with revenue of \$2,328 million, or 49% of total revenue for the year ended December 31, 2015; and
- **International** with revenue of \$2,386 million, or 50% of total revenue for the year ended December 31, 2015.

In addition, our Client Supply Services (CSS) organization provides contract manufacturing services to third parties and represented 1% of our total revenue for the year ended December 31, 2015.

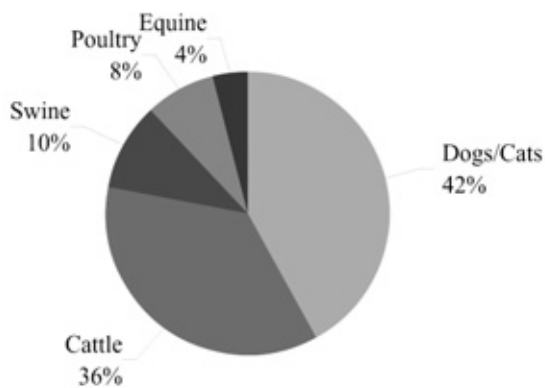
Our 2015 reported revenue for the United States and key international markets, based on total revenue, is as follows:

(MILLIONS OF DOLLARS)	Revenue	Livestock	Companion Animal
United States	\$2,328	54%	46%
Australia	\$144	63%	37%
Brazil	\$250	85%	15%
Canada	\$172	62%	38%
China	\$123	80%	20%
France	\$108	62%	38%
Germany	\$120	58%	42%
Italy	\$90	55%	45%
Japan	\$101	54%	46%
Mexico	\$75	87%	13%
Spain	\$86	75%	25%
United Kingdom	\$168	49%	51%
Other Developed	\$288	66%	34%
Other Emerging	\$661	84%	16%

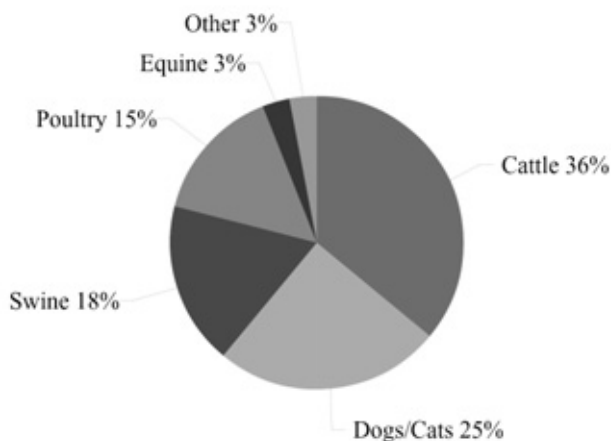
% of 2015 reported revenue

For additional information regarding our performance in each of these operating segments and the impact of foreign exchange rates, see *Item 7. Management's Discussion and Analysis of Financial Condition and Results of Operations* and Notes to Consolidated Financial Statements—*Note 19A. Segment, Geographic and Other Revenue Information—Segment Information*. Our 2015 reported revenue for each segment, by species, is as follows:

2015 United States Segment Revenue - By Species



2015 International Segment Revenue - By Species



Products

Over the course of our history, we have focused on developing a diverse portfolio of animal health products, including medicines and vaccines, complemented by biodevices, diagnostics and genetics. We refer to a single product in all brands, or its dosage forms for all species, as a product line. We have approximately 300 comprehensive product lines, including products for both livestock and companion animals across each of our major product categories.

Our livestock products primarily help prevent or treat diseases and conditions to enable the cost-effective production of safe, high-quality animal protein. Human population growth and increasing standards of living are important long-term growth drivers for our livestock products in three major ways. First, population growth and increasing standards of living drive increased demand for improved nutrition, particularly animal protein. Second, population growth leads to increased natural resource constraints driving a need for enhanced productivity. Finally, as standards of living improve, there is increased focus on food quality and safety. Livestock products represented approximately 62% of our revenue for the year ended December 31, 2015.

Our companion animal products help extend and improve the quality of life for pets; increase convenience and compliance for pet owners; and help veterinarians improve the quality of their care and the efficiency of their businesses. Growth in the companion animal medicines and vaccines sector is driven by economic development, related increases in disposable income and increases in pet ownership and spending on pet care. Companion animals are also living longer, receiving increased medical treatment and benefiting from advances in animal health medicines and vaccines. Companion animal products represented approximately 37% of our revenue for the year ended December 31, 2015.

In addition, our Client Supply Services (CSS) organization provides contract manufacturing services to third parties and represented 1% of our total revenue for the year ended December 31, 2015.

Our major product categories are:

- **anti-infectives:** products that prevent, kill or slow the growth of bacteria, fungi or protozoa;
- **vaccines:** biological preparations that help prevent diseases of the respiratory, gastrointestinal and reproductive tracts or induce a specific immune response;
- **parasiticides:** products that prevent or eliminate external and internal parasites such as fleas, ticks and worms;
- **medicated feed additives:** products added to animal feed that provide medicines to livestock; and
- **other pharmaceutical products:** pain and sedation, oncology, antiemetic, allergy and dermatology, and reproductive products.

Our remaining revenue is derived from other product categories, such as nutritionals and agribusiness, as well as products and services in complementary areas, including biodevices, diagnostics and genetics.

As part of our growth strategy, through our research and development (R&D) group, we focus on the discovery and development of new chemical and biological entities, as well as product lifecycle innovation. Historically, a substantial portion of our products and revenue has been the result of product lifecycle innovation where we actively work to broaden the value of existing products by developing claims in additional species, more convenient formulations and combinations, and by expanding usage into more countries. For example, the first product in our ceftiofur line was an anti-infective approved for treating bovine respiratory disease (BRD) in cattle that was administered via intramuscular injection. Through follow-on studies and reformulations, we have expanded the product line into additional cattle claims and administration routes, as well as other species and regions. The ceftiofur product line currently includes the brands Excede[®], Excenel[®] RTU, Excenel[®] RTU EZ, Excenel[®], Naxcel[®] and Spectramast[®].

Examples of our first-in-class and/or best-in-class products that we have launched in the past ten years and products that we believe may represent platforms for future product lifecycle innovation include:

- Simparica[®] Chewables, a monthly chewable tablet for dogs to control fleas and ticks which was approved in the European Union and New Zealand in 2015. Other markets, including the United States, are expected to follow.
- Improvac[®]/Improvast[®]/Vivax[®], a protein product that works like an immunization, is currently the only product that provides a safe and effective alternative to physical castration to manage unpleasant aromas that can occur when cooking pork; launched in Australia and New Zealand in 2004, in Brazil in 2007, in certain European countries beginning in 2008, and in the United States in 2011;
- Convenia[®], the first single-injection anti-infective for common bacterial skin infections in cats and dogs, launched in 2006;
- Cerenia[®], the first and only product on the market to prevent vomiting due to motion sickness in dogs, was first launched in Europe in 2006, followed by the United States in 2007; it was approved to prevent vomiting in cats in 2012 in the United States and European countries. In January 2016, it was approved in the United States for intravenous administration in dogs and cats four months of age and older and for the prevention of vomiting caused by emetogenic or chemotherapeutic agents in dogs four months of age or older;
- Palladia[®], the first drug to be approved by the U.S. Food and Drug Administration (FDA) for treating cancer in dogs, launched in 2009;
- Inforce[®] 3, the first vaccine for cattle that prevents respiratory disease caused by bovine respiratory syncytial virus (BRSV) while also aiding in the prevention of infectious bovine rhinotracheitis (IBR) and parainfluenza₃ (PI₃), launched in 2010;
- Fostera[®] PCV MH was introduced in November 2013 in the United States and approved in the European Union in 2015. It was developed to help protect pigs from PCVAD and enzootic pneumonia caused by *M. hyopneumoniae*. The one-bottle formulation of Fostera PCV MH allows the convenience of a one-dose program or the flexibility of a two-dose program; and
- Apoquel[®], the first Janus kinase inhibitor for use in veterinary medicine, was approved for the control of pruritus associated with allergic dermatitis and the control of atopic dermatitis in dogs at least 12 months of age. Since January 2014, we launched Apoquel in key markets including the United States, United Kingdom, Germany, Italy and Spain, and expect other market launches to follow.

We pursue the development of new vaccines for emerging infectious diseases, with an operating philosophy of “first to know and fast to market.” Examples of the successful execution of this strategy include the first equine vaccine for West Nile virus in the United States and European Union; the first swine vaccine for pandemic H1N1 influenza virus in the United States; the first fully licensed vaccine to help reduce disease caused by the Georgia 08 variant of infectious bronchitis virus (IBV) in poultry; a conditionally licensed vaccine to help fight porcine epidemic diarrhea virus (PEDv) in the United States and the first conditionally licensed vaccine to help prevent the H3N2 type of canine influenza that emerged in the United States.

In 2015, our top selling product line, the ceftiofur line, contributed approximately 8% of our revenue. The ceftiofur line and our next two top selling products, Revolution[®] and Draxxin[®], contributed approximately 21% of our revenue. Our top ten product lines contributed 38% of our revenue. Our product lines and products that represented approximately 1% or more of our revenue in 2015, which comprise 58% of our total revenue, are as follows:

Livestock products

Product line / product	Description	Primary species
<i>Anti-infectives</i>		
Ceftiofur injectable line	Broad-spectrum cephalosporin antibiotic active against gram-positive and gram-negative bacteria, including β -lactamase-producing strains, with some formulations producing a single course of therapy in one injection	Cattle, sheep, swine
Draxxin [®]	Single-dose low-volume antibiotic for the treatment and prevention of bovine and swine respiratory disease, infectious bovine keratoconjunctivitis and bovine foot rot	Cattle, swine
Spectramast [®]	Treatment of subclinical or clinical mastitis in dry or lactating dairy cattle, delivered via intramammary infusion; same active ingredient as the ceftiofur line	Cattle
Terramycin [®] line	Antibiotic for the treatment of susceptible infections	Cattle, poultry, sheep, swine
<i>Vaccines</i>		
Bovi-Shield [®] line	Aids in preventing diseases, including infectious bovine rhinotracheitis (IBR), bovine viral diarrhea (BVD) Types 1 and 2, parainfluenza ₃ (PI ₃), bovine respiratory syncytial virus (BRSV), and leptospirosis caused by <i>Leptospira borgpetersenii</i> , <i>L. canicola</i> , <i>L. grippityphosa</i> , <i>L. hardjo</i> , <i>L. icterohaemorrhagiae</i> , and <i>L. pamona</i> , depending on formulation	Cattle
Risposal [®] line	Aids in preventing three key viruses involved in cattle pneumonia-BRSV, PI ₃ virus and BVD-viruses as well as other respiratory diseases, depending on formulation	Cattle
Suvaxyn [®] PCV / Foster [®] PCV	Aids in preventing viremia and helps control lymphoid depletion caused by porcine circovirus	Swine
<i>Parasiticides</i>		
Cydectin [®]	Injectable or pour-on endectocide to treat and control internal and external cattle parasites, including gastrointestinal roundworms, lungworms, cattle grubs, mites and lice	Cattle, sheep
Dectomax [®]	Injectable or pour-on endectocide, characterized by extended duration of activity, for the treatment and control of internal and external parasite infections	Cattle, swine
<i>Medicated Feed Additives</i>		
Aureomycin [®]	Provides livestock producers control, treatment and convenience against a wide range of respiratory, enteric and reproductive diseases	Cattle, poultry, sheep, swine
BMD [®]	Aids in preventing and controlling enteritis; and increases rate of weight gain and improves feed efficiency in poultry and swine	Poultry, swine
Lasalocid line	Controls coccidiosis in poultry (Avatec [®]) and cattle (Bovatec [®]) and for increased rate of weight gain and improved feed efficiency in cattle	Poultry, cattle
Lincomycin line	Controls necrotic enteritis; treatment of dysentery (bloody scours), control of ileitis and treatment/reduction in severity of mycoplasmal pneumonia	Swine, poultry
<i>Other</i>		
Embrex [®] devices	Devices for enhancing hatchery operations' efficiency through <i>in ovo</i> detection and vaccination	Poultry
Lutalyse [®]	For estrus control or in the induction of parturition or abortion	Cattle, swine
Orbeseal [®] / Teatseal [®]	Non-antibiotic intramammary infusion that prevents new intramammary infections in dairy cattle	Cattle

Companion animal products

Product line / product	Description	Primary species
<u>Anti-infectives</u>		
Clavamox® / Synulox®	A broad-spectrum antibiotic and the first and only potentiated penicillin approved for use in dogs and cats	Cats, dogs
Convenia®	Anti-infective for the treatment of common bacterial skin infections that provides a course of treatment in a single injection	Cats, dogs
<u>Vaccines</u>		
Vanguard® L4 (4-way Lepto)	Compatible with the Vanguard line and helps protect against leptospirosis caused by <i>Leptospira canicola</i> , <i>L. grippityphosa</i> , <i>L. icterohaemorrhagiae</i> and <i>L. pomona</i>	Dogs
Vanguard® line	Aids in preventing canine distemper caused by canine distemper virus, infectious canine hepatitis caused by canine adenovirus type 1, respiratory disease caused by canine adenovirus type 2, canine parainfluenza caused by canine parainfluenza virus and canine parvoviral enteritis caused by canine parvovirus	Dogs
<u>Parasiticides</u>		
Revolution® / Stronghold®	An antiparasitic for protection against fleas, heartworm disease and ear mites in cats and dogs; canine sarcoptic mites and American dog tick and roundworms and hookworms for cats	Cats, dogs
ProHeart®	Prevents heartworm infestation; also for treatment of existing larval and adult hookworm infections	Dogs
<u>Other</u>		
Apoquel®	A selective inhibitor of the Janus Kinase 1 enzyme that controls pruritus associated with allergic dermatitis and control of atopic dermatitis in dogs at least 12 months of age	Dogs
Cerenia®	A medication that prevents and treats acute vomiting in dogs, treats acute vomiting in cats and prevents vomiting due to motion sickness in dogs	Cats, dogs
Rimadyl®	For the relief of pain and inflammation associated with osteoarthritis and for the control of postoperative pain associated with soft tissue and orthopedic surgeries	Dogs

International Operations

We directly market our products in approximately 45 countries across North America, Europe, Africa, Asia, Australia and South America, and our products are sold in more than 100 countries. Operations outside the United States accounted for 51% of our total revenue for the year ended December 31, 2015. Through our efforts to establish an early and direct presence in many emerging markets, such as Brazil, China and Mexico, emerging markets contributed 23% of our revenue for the year ended December 31, 2015.

Our international businesses are subject, in varying degrees, to a number of risks inherent in carrying on business in other countries. These include, among other things, currency fluctuations, capital and exchange control regulations, expropriation and other restrictive government actions. See *Item 1A. Risk Factors—Risks related to our international operations.*

Sales and Marketing

Our sales organization includes sales representatives and technical and veterinary operations specialists. In markets where we do not have a direct commercial presence, we generally contract with distributors that provide logistics and sales and marketing support for our products.

Our sales representatives visit our customers, including veterinarians and livestock producers, to provide information and to promote and sell our products and services. Our technical and veterinary operations specialists, who generally have advanced veterinary medicine degrees, provide scientific consulting focused on disease management and herd management, training and education on diverse topics, including responsible product use. These direct relationships with customers allow us to understand the needs of our customers. Additionally, our sales representatives and technical and veterinary operations specialists partner with customers to provide training and support in areas of disease awareness and treatment protocols, including through the use of our products. As a result of these relationships, our sales and consulting visits are typically longer, more meaningful and provide us with better access to customer decision makers as compared to human health. As of December 31, 2015, our sales organization consisted of approximately 2,800 employees.

Our livestock and companion animal products are primarily available by prescription through a veterinarian. On a more limited basis, in certain markets, we sell certain products through local agricultural and farming retail outlets, pharmacies and pet stores. We also market our products by advertising to veterinarians, livestock producers and pet owners.

Customers

We sell our livestock products directly to a diverse set of livestock producers, including beef and dairy farmers as well as pork and poultry operations, and to veterinarians, third-party veterinary distributors and retail outlets that typically then sell the products to livestock producers. We primarily sell our companion animal products to veterinarians or to third-party veterinary distributors that typically then sell our products to veterinarians, and in each case veterinarians then typically sell our products to pet owners. Our two largest customers, both distributors, represented

approximately 14% and 9%, respectively, of our revenue for the year ended December 31, 2015, and no other customer represented more than 5% of our revenue for the same period.

Research and Development

Our R&D operations are comprised of a dedicated veterinary medicine R&D organization, research alliances and other operations focused on the development, registration and regulatory maintenance of our products. We spent \$364 million in 2015, \$396 million in 2014 and \$399 million in 2013 on R&D.

Our R&D efforts are comprised of more than 300 programs and reflect our commitment to develop better solutions. We create new insights for preventing and treating disease, and maximizing healthy performance, that result in the development of new platforms of knowledge which become the basis for continuous innovation. Leveraging internal discoveries, complemented by diverse external research collaborations, results in the delivery of novel vaccine, pharmaceutical and biopharmaceutical products to help our customers face their toughest challenges. While the development of new chemical and biological entities through new product R&D plays a critical role in our growth strategies, the majority of our R&D investment (including regulatory functions) is focused on product lifecycle innovation. A commitment to continuous innovation, based on customer need, ensures we actively work to broaden the value of existing products by developing claims in additional species, more convenient formulations and combinations, and by expanding usage into more countries. We also create opportunities to optimize solutions through our extensive capabilities in diagnostics and genetics research, ensuring we can help our customers diagnose, prevent and treat a variety of conditions.

We prioritize our R&D spending on an annual basis with the goal of aligning our research and business objectives, and do not disaggregate our R&D operations by research stage or by therapeutic area for purposes of managing our business. We make our strategic investments in R&D based on four criteria: strategic fit and importance to our current portfolio; technical feasibility of development and manufacture; return on investment; and the needs of customers and the market. A centralized portfolio management function links development plans with financial systems to build a comprehensive view of the status of project progression and spend. This view facilitates our ability to set targets for project timing and goals for investment efficiency. The allocation of our R&D investment between product lifecycle innovation and new product development, in addition to our ability to leverage the discoveries of our existing R&D and other industries, supports a cost-effective, efficient, sustainable and relatively predictable R&D process.

Prior to the IPO, we entered into an R&D collaboration and license agreement with Pfizer pursuant to which we maintain access to Pfizer's proprietary compound library and database to develop new products, subject to certain restrictions. See *Item 13. Certain Relationships and Related Transactions, and Director Independence—Relationship with Pfizer: Research and development collaboration and license agreement*. In addition, we regularly enter into agreements with external parties that enable us to collaborate on research programs or gain access to substrates and technologies. Some of our external partnerships involve funding from a non-governmental organization or a government grant. We are generally responsible for providing technical direction and supplemental expertise for, as well as investment in, such external partnerships. Depending on the nature of the agreement, we may act as the commercialization partner for discoveries that originate during the period of collaborative research, or we may own or have exclusive rights to any intellectual property that enables the development of proprietary products or models.

As of December 31, 2015, we employed approximately 1,050 employees in our global R&D operations. Our R&D headquarters is located in Kalamazoo, Michigan. We have R&D operations co-located with manufacturing sites in Melbourne, Australia; Louvain-la-Neuve, Belgium; Campinas, Brazil; Guarulhos, Brazil; Olot, Spain; and Lincoln, Nebraska, United States. We co-locate R&D operations with manufacturing sites to facilitate the efficient transfer of production processes from our laboratories to manufacturing. It is our intention to exit our R&D operations in Guarulhos, Brazil and Melbourne, Australia by the end of 2016. In addition, we maintain R&D operations in Sydney, Australia; Zaventem, Belgium; São Paulo, Brazil; Beijing, China; Mumbai, India; and Durham, North Carolina, United States. We lease our Mumbai, India facility from Pfizer. See *Item 13. Certain Relationships and Related Transactions, and Director Independence—Relationship with Pfizer: Mumbai, India interim lease agreement*. Additionally, as a result of the recent acquisition of Pharmaq, we maintain R&D operations in Thanh Binh, Vietnam; Hong Ngu, Vietnam; and Oslo, Norway focused on fish vaccines. Each site is designed to meet the regulatory requirements for working with chemical or infectious disease agents.

Manufacturing and Supply Chain

Our products are manufactured at both sites operated by us and sites operated by third-party contract manufacturing organizations, which we refer to as CMOs. We have a global manufacturing network of 28 sites, which utilizes centralized oversight of a system of 17 “anchor” and 11 “satellite” manufacturing sites to maximize cost efficiencies.

Our global manufacturing network is comprised of the following sites:

Anchor Sites		Satellite Sites	
Site	Location	Site	Location
Catania	Italy	Campinas	Brazil
Charles City	Iowa, U.S.	Eagle Grove	Iowa, U.S.
Chicago Heights	Illinois, U.S.	Hsinchu ⁽²⁾	Taiwan
Durham	North Carolina, U.S.	Laurinburg ⁽²⁾	North Carolina, U.S.
Guarulhos ⁽¹⁾	Brazil	Longmont ⁽²⁾	Colorado, U.S.
Haridwar ⁽²⁾	India	Medolla	Italy
Jilin ⁽³⁾	China	Salisbury	Maryland, U.S.
Kalamazoo	Michigan, U.S.	Van Buren ⁽²⁾	Arkansas, U.S.
Lincoln	Nebraska, U.S.	Wellington	New Zealand
London ⁽⁴⁾	Ontario, Canada	White Hall	Illinois, U.S.
Louvain-la-Neuve	Belgium	Yantai	China
Melbourne	Australia		
Olot	Spain		
Overhalla ⁽⁵⁾	Norway		
San Diego	California, U.S.		
Suzhou	China		
Willow Island	West Virginia, U.S.		

(1) This site is owned by us and leased back to Pfizer, pursuant to an arrangement by which Pfizer operates the manufacturing operations at the site for a period of time. We expect Pfizer to transfer the site back to us in 2016. See *Item 13. Certain Relationships and Related Transactions, and Director Independence—Relationship with Pfizer—Brazil lease agreements.*

(2) We are in the process of exiting this site as a result of our operational efficiency initiative and supply network strategy.

(3) This site is operated by the China joint venture, Jilin Zoetis Guoyuan Animal Health Company, Ltd.

(4) In August 2015, Zoetis acquired KL Products, Inc., a leading Canadian manufacturer of automation systems for the poultry industry. The systems are manufactured in London, Ontario, Canada.

(5) In November 2015, Zoetis acquired Pharmaq, the global leader in vaccines and innovation for health products in aquaculture. The vaccines are manufactured in Overhalla, Norway.

In 2015, we exited our manufacturing site in Shenzhou, China as part of our operational efficiency program and supply network strategy.

We own all of these sites, with the exception of our facilities in Melbourne, Australia; Medolla, Italy; Van Buren, Arkansas, United States; and San Diego, California, United States, which are leased sites.

In addition to our global manufacturing network and our CMOs, Pfizer continues to manufacture products for us at 11 Pfizer sites located in 11 countries pursuant to a master manufacturing and supply agreement. Included in these 11 Pfizer sites is our facility in Guarulhos, Brazil, where Pfizer will continue its manufacturing operations for a short period of time. See *Item 13. Certain Relationships and Related Transactions, and Director Independence—Relationship with Pfizer—Master manufacturing and supply agreements.*

Our global manufacturing and supply chain is supported by a network of CMOs. As of December 31, 2015, this network was comprised of approximately 200 CMOs, including those centrally managed as well as local CMOs.

We select CMOs based on several factors: (i) their ability to reliably supply products or materials that meet our quality standards at an optimized cost; (ii) their access to niche products and technologies; (iii) capacity; and (iv) financial efficiency analyses. Our regional and global manufacturing teams seek to ensure that all of the CMOs we use adhere to our standards of manufacturing quality.

We purchase certain raw materials necessary for the commercial production of our products from a variety of third-party suppliers. We utilize logistics service providers as a part of our global supply chain, primarily for shipping and logistics support.

We intend to continue our efficiency improvement programs in our manufacturing and supply chain organization, including Six Sigma and Lean capabilities, which are processes intended to improve manufacturing efficiency. We have strong globally managed and coordinated quality control and quality assurance programs in place at our global manufacturing network sites, and we regularly inspect and audit our global manufacturing network and CMO sites. We are currently conducting a review of our global manufacturing and supply network to improve efficiency and have announced plans to exit or sell certain sites. See *Operational Efficiency Program.*

Competition

Although our business is the largest based on revenue in the animal health medicines and vaccines industry, we face competition in the regions in which we compete. Principal drivers of competition vary depending on the particular region, species, product category and individual product, and include new product development, quality, price, service and promotion to veterinary professionals, pet owners and livestock producers.

Our primary competitors include animal health medicines and vaccines companies such as Merck Animal Health, the animal health division of Merck & Co., Inc.; Merial, the animal health division of Sanofi S.A.; Elanco, the animal health division of Eli Lilly and Company; Bayer Animal Health, the animal health division of Bayer AG; and Boehringer Ingelheim Animal Health, the animal health division of Boehringer Ingelheim GmbH. There are also several new start-up companies working in the animal health area. In addition, we compete with hundreds of other producers of animal health products throughout the world.

The level of competition from generic products varies from market to market. For example, the level of generic competition is higher in Europe and certain emerging markets than in the United States. Unlike in the human health market, there is no large, well-capitalized company focused on generic animal health products that exists as a global competitor in the industry. The reasons for this include the relatively smaller average market size of each product opportunity, the importance of direct distribution and education to veterinarians and livestock producers and the primarily self-pay nature of the business. In addition, companion animal health products are often directly prescribed and dispensed by veterinarians.

Our livestock products tend to experience lower generic competition than our companion animal products for several reasons:

- livestock producers tend to be loyal to medicines and vaccines that have been demonstrated to be efficacious because medicines and vaccines are a small portion of a livestock producer's total production costs and ineffective medicines and vaccines could result in the loss of animals, causing disproportionate harm to such producer's investment;
- livestock producers value the technical assistance provided through our veterinary operations' support of our products and field force; and
- the importance of reliable supply.

The importance of quality and safety concerns to pet owners, veterinarians and livestock producers also contributes to animal health brand loyalty. As a result, we believe that significant brand loyalty to products often continues after the loss of patent-based and regulatory exclusivity.

Intellectual Property

Our technology, brands and other intellectual property are important elements of our business. We rely on patent, trademark, copyright and trade secret laws, as well as regulatory exclusivity periods and non-disclosure agreements to protect our intellectual property rights. Our policy is to vigorously protect, enforce and defend our rights to our intellectual property, as appropriate.

Our product portfolio enjoys the protection of approximately 4,800 granted patents and 2,000 pending patent applications, filed in more than 60 countries, with concentration in our major market countries as well as other countries with strong patent systems, such as Australia, Brazil, Canada, Europe, Japan and the United States. Many of the patents and patent applications in our portfolio are the result of our own and Pfizer's work, while other patents and patent applications in our portfolio were at least partially developed by, and are licensed to us by, third parties.

Patents for individual products extend for varying periods depending on the date of the patent filing or grant and the legal term of patents in the countries where such patents are obtained. Several patents covering the ceftiofur antibiotic product line began expiring in the United States in 2015; however, various formulation and use patents extend through to 2024. Draxxin is covered by compound and formulation patents in the United States and Europe with terms that expire between late 2018 and 2021. The compound patent for the parasiticide selamectin, the active ingredient in Revolution, expired during 2014. However, process and formulation patents covering this product expire in 2018 and 2019, respectively.

Additionally, many of our vaccine products are based on proprietary master seeds and proprietary or patented adjuvant formulations. We actively seek to protect our proprietary information, including our trade secrets and proprietary know-how, including by seeking to require our employees, consultants, advisors and partners to enter into confidentiality agreements and other arrangements upon the commencement of their employment or engagement.

In order to facilitate the Separation and allow Pfizer and our operations to continue with minimal interruption, Pfizer has licensed to us the right to use certain intellectual property rights in the animal health field. We license to Pfizer the right to use certain of our trademarks and substantially all of our other intellectual property rights in the human health field and all other fields outside of animal health. In addition, Pfizer granted us a transitional license to use certain of Pfizer's trademarks and we granted Pfizer a transitional license to use certain of our trademarks for a period of time following the completion of the IPO.

We seek to file and maintain trademarks around the world based on commercial activities in most regions where we have, or desire to have, a business presence for a particular product or service. We currently maintain more than 10,000 trademark applications and registrations in major regions, identifying goods and services dedicated to the care of livestock and companion animals.

Operational Efficiency Program

During 2015, we launched a comprehensive operational efficiency program, which was incremental to the previously announced supply network strategy. These initiatives have focused on reducing complexity in our product portfolios through the elimination of approximately 5,000 product stock keeping units (SKUs), changing our selling approach in certain markets, reducing our presence in certain countries and planning to sell or exit ten manufacturing sites over the long term. As of December 31, 2015, we entered into an agreement to divest three U.S. manufacturing sites and in January 2016, we announced agreements to sell manufacturing facilities in India and Taiwan. We are also continuing to optimize our resource allocation and efficiency by reducing resources associated with non-customer facing activities and operating more efficiently as a result of less internal complexity and more standardization of processes.

As part of this initiative, we expect to reduce certain positions through divestitures, normal attrition and involuntary terminations by approximately 2,000 to 2,500, subject to consultations with works councils and unions in certain countries. As of December 31, 2015, approximately 1,200 positions have been eliminated and additional reductions are expected primarily over the next nine to twelve months.

Regulatory

The sale of animal health products is governed by the laws and regulations specific to each country in which we sell our products. To maintain compliance with these regulatory requirements, we have established processes, systems and dedicated resources with end-to-end involvement from product concept to launch and maintenance in the market. Our regulatory function actively seeks to engage in dialogue with various global agencies regarding their policies that relate to animal health products. In the majority of our markets, the relevant animal health authority is separate from those governing human medicinal products.

United States

United States Food and Drug Administration (FDA). The regulatory body that is responsible for the regulation of animal health pharmaceuticals in the United States is the Center for Veterinary Medicine (CVM), housed within the FDA. All manufacturers of animal health pharmaceuticals must show their products to be safe, effective and produced by a consistent method of manufacture as defined under the Federal Food, Drug and Cosmetic Act. The FDA's basis for approving a drug application is documented in a Freedom of Information Summary. Post-approval monitoring of products is required by law, with reports being provided to the CVM's Surveillance and Compliance group. Reports of product quality defects, adverse events or unexpected results are produced in accordance with the law. Additionally, we are required to submit all new information for a product, regardless of the source.

United States Department of Agriculture (USDA). The regulatory body in the United States for veterinary vaccines is the USDA. The USDA's Center for Veterinary Biologics is responsible for the regulation of animal health vaccines, including immunotherapeutics. All manufacturers of animal health biologics must show their products to be pure, safe, effective and produced by a consistent method of manufacture as defined under the Virus Serum Toxin Act. Post-approval monitoring of products is required. Reports of product quality defects, adverse events or unexpected results are produced in accordance with the agency requirements.

Environmental Protection Agency (EPA). The main regulatory body in the United States for veterinary pesticides is the EPA. The EPA's Office of Pesticide Programs is responsible for the regulation of pesticide products applied to animals. All manufacturers of animal health pesticides must show their products will not cause "unreasonable adverse effects to man or the environment" as stated in the Federal Insecticide, Fungicide, and Rodenticide Act. Within the United States, pesticide products that are approved by the EPA must also be approved by individual state pesticide authorities before distribution in that state. Post-approval monitoring of products is required, with reports provided to the EPA and some state regulatory agencies.

In addition, the U.S. Foreign Corrupt Practices Act (FCPA) prohibits U.S. corporations and their representatives from offering, promising, authorizing or making payments to any foreign government official, government staff member, political party or political candidate in an attempt to obtain or retain business abroad. The scope of the FCPA includes interactions with certain healthcare professionals in many countries. Other countries have enacted similar anti-corruption laws and/or regulations.

Outside the United States

European Union (EU). The European Medicines Agency (EMA) is the centralized regulatory agency of the EU, located in London. The agency is responsible for the scientific evaluation of medicines developed by healthcare companies seeking centralized approval for use in the EU. The agency has a veterinary review section distinct from the medical review section. The Committee for Veterinary Medicinal Products (CVMP) is responsible for scientific and technical review of the submissions for innovative pharmaceuticals, biopharmaceuticals and vaccines. After the CVMP issues a positive opinion on the approvability of a product, the EU commission reviews the opinion and, if they agree with the CVMP, they grant the product market authorization. Once granted by the European Commission, a centralized marketing authorization is valid in all EU and European Economic Area-European Free Trade Association states. Products can also be registered in the EU via a decentralized route under the supervision of the Co-ordination Group for Mutual Recognition and Decentralized Procedures - Veterinary (CMDv). This co-ordination group is composed of one representative per member state from each national regulatory agency, including Norway, Iceland and Liechtenstein. The CMDv reviews submissions of pharmaceuticals and vaccines for authorization of a veterinary product in two or more member states in accordance with the mutual recognition or the decentralized procedure. A series of Regulations, Directives, Guidelines and EU Pharmacopeia Monographs provide the requirements for product approval in the EU. In general, these requirements are similar to those in the United States, requiring demonstrated evidence of, safety, efficacy, and quality/consistency of manufacturing processes.

Brazil. The Ministry of Agriculture, Livestock Production and Supply (MAPA) is the regulatory body in Brazil that is responsible for the regulation and control of pharmaceuticals, biologicals and medicated feed additives for animal use. MAPA's regulatory activities are conducted through the Secretary of Agricultural Defense and its Livestock Products Inspection Department. In addition, regulatory activities are conducted at a local level through the Federal Agriculture Superintendence. These activities include the inspection and licensing of both manufacturing and commercial establishments for veterinary products, as well as the submission, review and approval of pharmaceuticals, biologicals and medicated feed additives. MAPA is one of the most active regulatory agencies in Latin America, having permanent seats at several international animal health forums, such as Codex Alimentarius, World Organization for Animal Health and Committee of Veterinary Medicines for the Americas. MAPA was also invited to be a Latin American representative at meetings of the International Cooperation on Harmonisation of Technical Requirements for Registration of Veterinary Medicinal Products (VICH). Several normative instructions issued by MAPA have set regulatory trends in Latin America.

Australia. The Australian Pesticides and Veterinary Medicines Authority (APVMA) is an Australian government statutory authority established in 1993 to centralize the registration of all agricultural and veterinary products into the Australian marketplace. Previously each State and Territory government had its own system of registration. The APVMA assesses applications from companies and individuals seeking registration so they can supply their product to the marketplace. Applications undergo rigorous assessment using the expertise of the APVMA's scientific staff and drawing on the technical knowledge of other relevant scientific organizations, Commonwealth government departments and state agriculture departments. If the product works as intended and the scientific data confirms that when used as directed on the product label it will have no harmful or unintended effects on people, animals, the environment or international trade, the APVMA will register the product. As well as registering new agricultural and veterinary products, the APVMA reviews older products that have been on the market for a substantial period of time to ensure they still do the job

users expect and are safe to use. The APVMA also reviews registered products when particular concerns are raised about their safety and effectiveness. The review of a product may result in confirmation of its registration, or it may see registration continue with some changes to the way the product can be used. In some cases the review may result in the registration of a product being cancelled and the product taken off the market.

Rest of world. Country-specific regulatory laws have provisions that include requirements for certain labeling, safety, efficacy and manufacturers' quality control procedures (to assure the consistency of the products), as well as company records and reports. With the exception of the EU, most other countries' regulatory agencies will generally refer to the FDA, USDA, EU and other international animal health entities, including the World Organization for Animal Health, Codex Alimentarius, in establishing standards and regulations for veterinary pharmaceuticals and vaccines.

Global policy and guidance

Joint FAO/WHO Expert Committee on Food Additives. The Joint FAO/WHO Expert Committee on Food Additives is an international expert scientific committee that is administered jointly by the Food and Agriculture Organization of the United Nations (FAO) and the World Health Organization (WHO). They provide a risk assessment/safety evaluation of residues of veterinary drugs in animal products, exposure and residue definition and maximum residue limit proposals for veterinary drugs. We work with them to establish acceptable safe levels of residual product in food-producing animals after treatment. This in turn enables the calculation of appropriate withdrawal times for our products prior to an animal entering the food chain.

Advertising and promotion review. Promotion of prescription animal health products is controlled by regulations in many countries. These rules generally restrict advertising and promotion to those claims and uses that have been reviewed and endorsed by the applicable agency. We conduct a review of promotion materials for compliance with the local and regional requirements in the markets where we sell animal health products.

Food Safety Inspection Service/generally recognized as safe. The FDA is authorized to determine the safety of substances (including "generally recognized as safe" substances, food additives and color additives), as well as prescribing safe conditions of use. However, although the FDA has the responsibility for determining the safety of substances, the Food Safety and Inspection Service, the public health agency in the USDA, still retains, under the tenets of the Federal Meat Inspection Act and the Poultry Products Inspection Act and their implementing regulations, the authority to determine that new substances and new uses of previously approved substances are suitable for use in meat and poultry products.

International Cooperation on Harmonisation of Technical Requirements for Registration of Veterinary Medicinal Products (VICH). VICH is a trilateral (EU-Japan-USA) program aimed at harmonizing technical requirements for veterinary product registration. The objectives of the VICH are as follows:

- Establish and implement harmonized technical requirements for the registration of veterinary medicinal products in the VICH regions, which meet high quality, safety and efficacy standards and minimize the use of test animals and costs of product development.
- Provide a basis for wider international harmonization of registration requirements through the VICH Outreach Forum.
- Monitor and maintain existing VICH guidelines, taking particular note of the ICH work program and, where necessary, update these VICH guidelines.
- Ensure efficient processes for maintaining and monitoring consistent interpretation of data requirements following the implementation of VICH guidelines.
- By means of a constructive dialogue between regulatory authorities and industry, provide technical guidance enabling response to significant emerging global issues and science that impact on regulatory requirements within the VICH regions.

Employees

As of December 31, 2015, we had approximately 9,000 employees worldwide, which included approximately 3,900 employees in the United States and approximately 5,100 in other jurisdictions. Some of these employees are members of unions, works councils, trade associations or are otherwise subject to collective bargaining agreements, including approximately 50 union employees in the United States.

Environmental, Health and Safety

We are subject to various federal, state, local and foreign environmental, health and safety laws and regulations. These laws and regulations govern matters such as the emission and discharge of hazardous materials into the ground, air or water; the generation, use, storage, handling, treatment, packaging, transportation, exposure to, and disposal of hazardous and biological materials, including recordkeeping, reporting and registration requirements; and the health and safety of our employees. Due to our operations, these laws and regulations also require us to obtain, and comply with, permits, registrations or other authorizations issued by governmental authorities. These authorities can modify or revoke our permits, registrations or other authorizations and can enforce compliance through fines and injunctions.

Certain environmental laws, such as the U.S. Comprehensive Environmental Response, Compensation and Liability Act of 1980, as amended (CERCLA), impose joint and several liability, without regard to fault, for cleanup costs on persons who disposed of or released hazardous substances into the environment, including at third-party sites or offsite disposal locations, or that currently own or operate (or formerly owned or operated) sites where such a release occurred. In addition to clean-up actions brought by federal, state, local and foreign governmental entities, private parties could raise personal injury or other claims against us due to the presence of, or exposure to, hazardous materials on, from or otherwise relating to such a property.

We have made, and intend to continue to make, necessary expenditures for compliance with applicable environmental, health and safety laws and regulations. We are also a party to proceedings in which the primary relief sought is the cost of past and/or future remediation, or remedial measures to mitigate or remediate pollution. In connection with such proceedings, and otherwise, we are investigating and cleaning up environmental contamination from past industrial activity at certain sites, or financing other parties' completion of such activities. As a result, we incurred capital and operational expenditures in 2015 for environmental compliance purposes and for the clean-up of certain past industrial activities as follows:

- environmental-related capital expenditures - \$1 million; and
- other environmental-related expenditures - \$12 million.

However, we may not have identified all of the potential environmental liabilities relating to our current and former properties, or those liabilities associated with off-site disposal locations. Such liability could materially adversely affect our operating results and financial condition. Furthermore, regulatory agencies are showing increasing concern over the impact of animal health products and livestock operations on the environment. This increased regulatory scrutiny may necessitate that additional time and resources be spent to address these concerns in both new and existing products.

In connection with past acquisitions and divestitures, we have undertaken certain indemnification obligations that require us, or may require us in the future, to conduct or finance environmental cleanups at sites that we no longer own or operate. We have also entered into indemnification agreements in which we are being indemnified for various environmental cleanups; however, such indemnities are limited in both time and scope and may be further limited in the presence of new information, or may not be available at all.

While we cannot predict with certainty our future capital expenditures or operating costs for environmental compliance or remediation of contaminated sites, we have no reason to believe that they will have a material adverse effect on our operating results or financial condition.

Recent Acquisitions

On November 9, 2015, we completed a transaction through which we acquired Pharmaq, a leading global animal health company specializing in vaccines and innovation for aquaculture.

On February 10, 2015, we completed the purchase of certain assets of Abbott Animal Health, a subsidiary of Abbott Laboratories. Abbott Animal Health is a companion animal health business focused on the veterinary surgical suite. The purchase expands our companion animal product portfolio to include veterinarian solutions for anesthesia, pain management, and the diagnosis of diabetes.

For additional information, see Notes to Consolidated Financial Statements— *Note 5A. Acquisitions, Divestitures and Certain Investments: Acquisition of Pharmaq and Acquisition of Abbott Animal Health.*

Available Information

The company's Internet website address is www.zoetis.com. On our website, the company makes available, free of charge, its annual, quarterly and current reports, including amendments to such reports, as soon as reasonably practicable after the company electronically files such material with, or furnishes such material to, the Securities and Exchange Commission (SEC).

Also available on our website is information relating to corporate governance at Zoetis and our Board of Directors, including as follows: our Corporate Governance Principles; Director Qualification Standards; Zoetis Policies on Business Conduct (for all of our employees, including our Chief Executive Officer, Chief Financial Officer, Principal Accounting Officer, and Controller); Code of Business Conduct and Ethics for our Directors; Board Committees and Committee Charters; and ways to communicate by email with our Directors. We will provide any of the foregoing information without charge upon written request to our Corporate Secretary, Zoetis Inc., 100 Campus Drive, Florham Park, New Jersey 07932. Information relating to shareholder services is also available on our website. We will disclose any future amendments to, or waivers from, provisions of these ethics policies and standards affecting our Chief Executive Officer, Chief Financial Officer, Principal Accounting Officer, and Controller on our website as promptly as practicable, as may be required under applicable SEC and NYSE rules.

We use our website (www.zoetis.com) as a means of disclosing material non-public information and for complying with our disclosure obligations under Regulation Fair Disclosure promulgated by the SEC. These disclosures are included on our website (www.zoetis.com) in the “Investors” and “News & Media” sections. Accordingly, investors should monitor these portions of our website (www.zoetis.com), in addition to following our press releases, SEC filings and public conference calls and webcasts.

The information contained on our website does not constitute, and shall not be deemed to constitute, a part of this 2015 Annual Report, or any other report we file with, or furnish to, the SEC. Our references to the URLs for websites are intended to be inactive textual references only.

Item 1A. Risk Factors.

In addition to the other information in this 2015 Annual Report, any of the factors described below could materially adversely affect our operating results, financial condition and liquidity, which could cause the trading price of our securities to decline.

This report contains “forward-looking” statements within the meaning of the Private Securities Litigation Reform Act of 1995. Forward-looking statements reflect our current views with respect to, among other things, future events and performance. We generally identify forward-looking statements by words such as “anticipate,” “estimate,” “could,” “expect,” “intend,” “project,” “plan,” “predict,” “believe,” “seek,” “continue,” “outlook,” “may,” “might,” “will,” “should,” “can have,” “likely” or the negative version of these words or comparable words or by using future dates in connection with any discussion of future performance, actions or events. Forward-looking statements are based on beliefs and assumptions made by management using currently available information. These statements are not guarantees of future performance, actions or events.

In particular, forward-looking statements include statements relating to our indebtedness, our ability to make interest and principal payments on our indebtedness, our ability to satisfy the covenants contained in our indebtedness, the redemption of the notes, expectations regarding indebtedness, the repurchase of shares, future use of cash and dividend payments, future actions, business plans or prospects, prospective products, product approvals or products under development, R&D costs, timing and likelihood of success, future operating or financial performance, future results of current and anticipated products and services, strategies, sales efforts, expenses, production efficiencies, production margins, interest rates, tax rates, changes in tax regimes and laws, foreign exchange rates, growth in emerging markets, the outcome of contingencies, such as legal proceedings, our agreements with Pfizer, the expected timing and content of regulatory actions, government regulation and financial results. Forward-looking statements are subject to risks and uncertainties, many of which are beyond our control, and are potentially inaccurate assumptions. However, there may also be other risks that we are unable to predict at this time. If one or more of these risks or uncertainties materialize, or if management's underlying beliefs and assumptions prove to be incorrect, actual results may differ materially from those contemplated by a forward-looking statement. You should not put undue reliance on forward-looking statements. Forward-looking statements speak only as of the date on which they are made.

We undertake no obligation to publicly update forward-looking statements, whether as a result of new information, future events or otherwise, except as required by law or by the rules and regulations of the SEC. You are advised, however, to consult any further disclosures we make on related subjects in our Form 10-Q and 8-K reports and our other filings with the SEC. We note these factors for investors as permitted by the Private Securities Litigation Reform Act of 1995. You should understand that it is not possible to predict or identify all such factors. Consequently, you should not consider the following to be a complete discussion of all potential risks or uncertainties.

Risks related to our business and industry

Restrictions and bans on the use of antibacterials in food-producing animals may become more prevalent.

The issue of the potential transfer of increased antibacterial resistance in bacteria from food-producing animals to human pathogens, and the causality of that transfer, continue to be the subject of global scientific and regulatory discussion. Antibacterials refer to small molecules that can be used to treat or prevent bacterial infections and are a sub-categorization of the products that make up our anti-infectives and medicated feed additives portfolios. In some countries, this issue has led to government restrictions and bans on the use of specific antibacterials in some food-producing animals, regardless of the route of administration (in feed or injectable). These restrictions are more prevalent in countries where animal protein is plentiful and governments are willing to take action even when there is scientific uncertainty. Our total revenue attributable to antibacterials for livestock was approximately \$1.3 billion for the year ended December 31, 2015.

For example, in December 2013, the FDA announced final guidance establishing procedures for the voluntary phase out in the United States over a three-year period of the use of medically important antibacterials in animal feed for growth promotion in food production animals (medically important antibacterials include classes that are prescribed in animal and human health). The guidance provides for continued use of antibacterials in food producing animals for treatment, control and under certain circumstances for prevention of disease, all under the supervision of a veterinarian. The FDA indicated that they took this action to help preserve the efficacy of medically important antibacterials to treat infections in humans. Zoetis supports the FDA's efforts to voluntarily phase-out growth promotion indications for medically important antibiotics in food producing animals and will comply with procedures outlined in the December 2013 FDA guidance. In addition, in October 2014, the French Parliament passed a law that prohibits rebates and discounts on antibiotics and requires the reporting of antibiotics sold to and agreements entered into with certain animal healthcare providers (including veterinarians, veterinary schools, pharmacists and students). The Parliament indicated that the law is in response to a government initiative aimed at fighting antimicrobial resistance in animals and reducing the use of certain categories of antibiotics by 25% (compared to 2013) by December 31, 2016.

We cannot predict whether antibacterial resistance concerns will result in additional restrictions or bans, expanded regulations or public pressure to discontinue or reduce use of antibacterials in food-producing animals, which could materially adversely affect our operating results and financial condition.

Perceived adverse effects on human health linked to the consumption of food derived from animals that utilize our products could cause a decline in the sales of such products.

Our livestock business depends heavily on a healthy and growing livestock industry. If the public perceives a risk to human health from the consumption of the food derived from animals that utilize our products, there may be a decline in the production of such food products and, in turn, demand for our products. For example, livestock producers may experience decreased demand for their products or reputational harm as a result of evolving consumer views of animal rights, nutrition, health-related or other concerns. Any reputational harm to the livestock industry may also extend to companies in related industries, including our company. Adverse consumer views related to the use of one or more of our products in livestock also may result in a decrease in the use of such products and could have a material adverse effect on our operating results and financial condition.

Increased regulation or decreased governmental financial support relating to the raising, processing or consumption of food-producing animals could reduce demand for our livestock products.

Companies in the livestock industries are subject to extensive and increasingly stringent regulations. If livestock producers are adversely affected by new regulations or changes to existing regulations, they may reduce herd sizes or become less profitable and, as a result, they may reduce their use of our products, which may materially adversely affect our operating results and financial condition. Furthermore, new or more stringent regulations could, directly or indirectly, impact the use of one or more of our products. More stringent regulation of the livestock industry or our products could have a material adverse effect on our operating results and financial condition. Also, many food-producing companies, including livestock producers, benefit from governmental subsidies, and if such subsidies were to be reduced or eliminated, these companies may become less profitable and, as a result, may reduce their use of our products.

An outbreak of infectious disease carried by animals could negatively affect the sale and production of our products.

Sales of our livestock products could be materially adversely affected by the outbreak of disease carried by animals, which could lead to the widespread death or precautionary destruction of animals as well as the reduced consumption and demand for animal protein. In addition, outbreaks of disease carried by animals may reduce regional or global sales of particular animal-derived food products or result in reduced exports of such products, either due to heightened export restrictions or import prohibitions, which may reduce demand for our products due to reduced herd or flock sizes. In recent years, outbreaks of various diseases, including avian influenza, foot-and-mouth disease, bovine spongiform encephalopathy (otherwise known as BSE or mad cow disease) or porcine epidemic diarrhea virus (otherwise known as PEDv), have impacted the animal health business. For example, incidences of BSE in the United States and Brazil in 2012 led certain countries to implement additional inspections of, or suspend the importation of, U.S. and Brazilian beef. Similarly, outbreaks of highly pathogenic H5 avian flu affected (infected or exposed) 48 million birds in the United States in 2014 and 2015, and significantly impacted the egg and turkey industry. The discovery of additional cases of any of these, or new, diseases may result in additional restrictions on animal proteins, reduced herd sizes, or reduced demand for, animal protein, which may have a material adverse effect on our operating results and financial condition. Also, the outbreak of any highly contagious disease near our main production sites could require us to immediately halt production of our products at such sites or force us to incur substantial expenses in procuring raw materials or products elsewhere.

Consolidation of our customers could negatively affect the pricing of our products.

Veterinarians and livestock producers are our primary customers. In recent years, there has been a trend towards the concentration of veterinarians in large clinics and hospitals. In addition, livestock producers, particularly swine and poultry producers, have seen recent consolidation in their industries. Furthermore, we have seen the expansion of larger cross-border corporate customers and an increase in the consolidation of buying groups (cooperatives of veterinary practices that leverage volume to pursue discounts from manufacturers). The pace of customer consolidation and structure of markets varies greatly across geographies. If these trends towards consolidation continue, these customers could attempt to improve their profitability by leveraging their buying power to obtain favorable pricing. The resulting decrease in our prices could have a material adverse effect on our operating results and financial condition.

Our business may be negatively affected by weather conditions and the availability of natural resources.

The animal health industry and demand for many of our animal health products in particular regions are affected by weather conditions, as usage of our products follows varying weather patterns and weather-related pressures from pests, such as ticks. As a result, we may experience regional and seasonal fluctuations in our results of operations.

In addition, veterinary hospitals and practitioners depend on visits from and access to animals under their care. Veterinarians' patient volume and ability to operate could be adversely affected if they experience prolonged snow, ice or other weather conditions, particularly in regions not accustomed to sustained inclement weather. Furthermore, livestock producers depend on the availability of natural resources, including large supplies of fresh water. Their animals' health and their ability to operate could be adversely affected if they experience a shortage of fresh water due to human population growth or floods, droughts or other weather conditions. In the event of adverse weather conditions or a shortage of fresh water, veterinarians or livestock producers may purchase less of our products.

For example, the widespread drought that impacted the United States in 2011, 2012 and in some regions in 2013 was considered the worst in many years, resulting in a reduction in the total cow herd in 2013. Droughts such as this one can lead to a decrease in harvested corn and higher corn prices, which may impact the profitability of livestock producers of cattle, pork and poultry. Higher corn prices may contribute to reductions in herd or flock sizes that may result in reduced spending on animal health products. In addition, droughts can lead to reduced availability of grazing pastures, forcing cattle producers to cull their herds. Fewer heads of cattle could result in reduced demand for our products. A prolonged drought could have a material adverse effect on our operating results and financial condition.

Our business is subject to risk based on global economic conditions.

Macroeconomic, business and financial disruptions could have a material adverse effect on our operating results, financial condition and liquidity. Certain of our customers and suppliers could be affected directly by an economic downturn and could face credit issues or cash flow problems that could give rise to payment delays, increased credit risk, bankruptcies and other financial hardships that could decrease the demand for our products or hinder our ability to collect amounts due from customers. For example, the economic downturns experienced in many markets across the globe have had an impact on certain of our customers and, as a result, on our operating results in those affected markets. If one or more of our large customers, including distributors, discontinue their relationship with us as a result of economic conditions or otherwise, our operating results and financial condition may be materially adversely affected. In addition, economic concerns may cause some pet owners to forgo or defer visits to veterinary practices or could reduce their willingness to treat pet health conditions or even to continue to own a pet. Furthermore, our exposure to credit and collectability risk is higher in certain international markets and our ability to mitigate such risks may be limited. While we have procedures to monitor and limit exposure to credit and collectability risk, there can be no assurances such procedures will effectively limit such risk and avoid losses.

Our business is subject to risk based on customer exposure to rising costs and reduced customer income.

Feed, fuel and transportation and other key costs for livestock producers may increase or animal protein prices or sales may decrease. Either of these trends could cause deterioration in the financial condition of our livestock product customers, potentially inhibiting their ability to purchase our products or pay us for products delivered. Our livestock product customers may offset rising costs by reducing spending on our products, including by switching to lower-cost alternatives to our products. In addition, concerns about the financial resources of pet owners also could cause veterinarians to alter their treatment recommendations in favor of lower-cost alternatives to our products. These shifts could result in a decrease in sales of our companion animal products, especially in developed countries where there is a higher rate of pet ownership.

Changes in distribution channels for companion animal products could negatively impact our market share, margins and distribution of our products.

In most markets, companion animal owners typically purchase their animal health products directly from veterinarians. Companion animal owners increasingly have the option to purchase animal health products from sources other than veterinarians, such as Internet-based retailers, “big-box” retail stores or other over-the-counter distribution channels. This trend has been demonstrated by the significant shift away from the veterinarian distribution channel in the sale of flea and tick products in recent years. Companion animal owners also could decrease their reliance on, and visits to, veterinarians as they rely more on Internet-based animal health information. Because we market our companion animal prescription products through the veterinarian distribution channel, any decrease in visits to veterinarians by companion animal owners could reduce our market share for such products and materially adversely affect our operating results and financial condition. In addition, companion animal owners may substitute human health products for animal health products if human health products are deemed to be lower-cost alternatives.

Legislation has also been proposed in the United States, and may be proposed in the United States or abroad in the future, that could impact the distribution channels for our companion animal products. For example, such legislation may require veterinarians to provide pet owners with written prescriptions and disclosure that the pet owner may fill prescriptions through a third party, which may further reduce the number of pet owners who purchase their animal health products directly from veterinarians. Such requirements may lead to increased use of generic alternatives to our products or the increased substitution of our products with other animal health products or human health products if such other products are deemed to be lower-cost alternatives. Many states already have regulations requiring veterinarians to provide prescriptions to pet owners upon request and the American Veterinary Medical Association has long-standing policies in place to encourage this practice.

Over time, these and other competitive conditions may increase our reliance on Internet-based retailers, “big-box” retail stores or other over-the-counter distribution channels to sell our companion animal products. We may be unable to sustain our current margins and we may not be adequately prepared or able to distribute our products if an increased portion of our sales is through these channels. Any of these events could materially adversely affect our operating results and financial condition.

The animal health industry is highly competitive.

The animal health industry is highly competitive. We believe many of our competitors are conducting R&D activities in areas served by our products and in areas in which we are developing products. Our competitors include the animal health businesses of large pharmaceutical companies and specialty animal health businesses. There are also several new start-up companies working in the animal health area. These competitors may have access to greater financial, marketing, technical and other resources. As a result, they may be able to devote more resources to developing, manufacturing, marketing and selling their products, initiating or withstanding substantial price competition or more readily taking advantage of acquisitions or other opportunities. In addition to competition from established market participants, new entrants to the animal health medicines and vaccines industry could substantially reduce our market share or render our products obsolete.

To the extent that any of our competitors are more successful with respect to any key competitive factor or we are forced to reduce, or are unable to raise, the price of any of our products in order to remain competitive, our operating results and financial condition could be materially adversely affected. Competitive pressure could arise from, among other things, safety and efficacy concerns, limited demand growth or a significant number of additional competitive products being introduced into a particular market, price reductions by competitors, the ability of competitors to capitalize on their economies of scale, the ability of competitors to produce or otherwise procure animal health products at lower costs than us and the ability of competitors to access more or newer technology than us.

Generic products may be viewed as more cost-effective than our products.

We face competition from products produced by other companies, including generic alternatives to our products. We depend on patents and data exclusivity periods to provide us with exclusive marketing rights for some of our products. Our patent protection for these products extends for varying periods in accordance with the dates of filing or grant and the legal life of patents in countries in which patents are granted. The protection afforded by our patents, which varies from country to country, is limited by the following in the applicable country: the scope and applicable terms of our patents and the availability and enforcement of legal remedies. As a result, we may face competition from lower-priced generic alternatives to many of our products. Generic competitors are becoming more aggressive in terms of launching at risk before our patent rights expire, and their pricing, and generic products are an increasing percentage of overall animal health sales in certain regions. In addition, private label products may compete with our products. For example, in July and December 2014, several companies launched generic versions of our Rimadyl chewable product. As a result, sales of our Rimadyl chewable product decreased by approximately 6% in 2015. If animal health customers increase their use of new or existing generic or private label products, our operating results and financial condition could be materially adversely affected. We estimate that approximately 80% of our revenue in 2014 was derived from products that are either unpatented (i.e., never patented or off-patent) or covered by our patents that, while providing a competitive advantage, may not provide market exclusivity. Over the next several years, several of our products' patents will expire.

We may not successfully acquire and integrate other businesses, license rights to technologies or products, form and manage alliances or divest businesses.

We pursue acquisitions, technology licensing arrangements, strategic alliances or divestitures of some of our businesses as part of our business strategy. We may not complete these transactions in a timely manner, on a cost-effective basis or at all. In addition, we may be subject to regulatory constraints or limitations or other unforeseen factors that prevent us from realizing the expected benefits. Even if we are successful in making an acquisition, the products and technologies that are acquired may not be successful or may require significantly greater resources and investments than originally anticipated. We may be unable to integrate acquisitions successfully into our existing business, and we may be unable to achieve expected gross margin improvements or efficiencies. We also could incur or assume significant debt and unknown or contingent liabilities. Our reported results of operations could be negatively affected by acquisition or disposition-related charges, amortization of expenses related to intangibles and charges for impairment of long-term assets. We may be subject to litigation in connection with, or as a result of, acquisitions, dispositions, licenses or other alliances, including claims from terminated employees, customers or third parties, and we may be liable for future or existing litigation and claims related to the acquired business, disposition, license or other alliance because either we are not indemnified for such claims or the indemnification is insufficient. These effects could cause us to incur significant expenses and could materially adversely affect our operating results and financial condition.

We may not successfully implement our business strategies or achieve expected gross margin improvements.

We are pursuing, and will continue to pursue, strategic initiatives that management considers critical to our long-term success, including, but not limited to, increasing sales in emerging markets, operational revenue growth through new product development and value-added product lifecycle innovation; improving operational efficiency through manufacturing efficiency improvement and other programs; using cash flow from operations to service or reduce debt; and expanding our complementary products and services. We also have acquired or partnered with a number of smaller animal health businesses, and we intend to continue to do so in the future. There are significant risks involved with the execution of these initiatives, including significant business, economic and competitive uncertainties, many of which are outside of our control. Accordingly, we cannot predict whether we will succeed in implementing these strategic initiatives. It could take several years to realize the anticipated benefits from these initiatives, if any benefits are achieved at all. We may be unable to achieve expected gross margin improvements on our products and technologies, including those acquired and those developed internally. Additionally, our business strategy may change from time to time, which could delay our ability to implement initiatives that we believe are important to our business.

Our business could be affected adversely by labor disputes, strikes or work stoppages.

Some of our employees are members of unions, works councils, trade associations or are otherwise subject to collective bargaining agreements in certain jurisdictions, including the United States. As a result, we are subject to the risk of labor disputes, strikes, work stoppages and other labor-relations matters. We may be unable to negotiate new collective bargaining agreements on similar or more favorable terms and may experience work stoppages or other labor problems in the future at our sites. We could experience a disruption of our operations or higher ongoing labor costs, which could have a material adverse effect on our operating results and financial condition, potentially resulting in canceled orders by customers, unanticipated inventory accumulation or shortages and reduced revenue and net income. We may also experience difficulty or delays in implementing changes to our workforce in certain markets. In addition, labor problems at our suppliers or CMOs could have a material adverse effect on our operating results and financial condition.

Loss of our executive officers could disrupt our operations.

We depend on the efforts of our executive officers. Our executive officers are not currently, and are not expected to be, subject to non-compete provisions. In addition, we generally do not enter into employment agreements with our executive officers. Any unplanned turnover or our failure to develop an adequate succession plan for one or more of our executive officer positions could deplete our institutional knowledge base and erode our competitive advantage. The loss or limited availability of the services of one or more of our executive officers, or our inability to recruit and retain qualified executive officers in the future, could, at least temporarily, have a material adverse effect on our operating results and financial condition.

We may experience difficulties, delays or unexpected costs and not achieve anticipated benefits and savings from our recently announced comprehensive operational efficiency initiative.

On May 5, 2015, we announced an initiative to simplify our operations, improve our efficiency and cost structure, and better allocate our resources to key growth opportunities in animal health. As part of the initiative, we have reduced staff and plan to close or divest certain facilities. We may not realize, in full or in part, the anticipated benefits and savings from our efforts due to unforeseen difficulties, the complexity inherent in unwinding our current structure, and delays or unexpected costs, which may adversely affect our business and results of operations.

Following the completion of our program, we will execute our business initiatives with fewer staff and, in some instances, existing employees will be transitioning to new key roles. We must also attract, retain and motivate key employees who are critical to our business. If we are unable to effectively execute with fewer staff members, transition key roles and/or attract, retain and motivate key employees, it may adversely impact our business.

We may be required to write down goodwill or identifiable intangible assets.

Under accounting principles generally accepted in the United States of America (U.S. GAAP), if we determine goodwill or identifiable intangible assets are impaired, we will be required to write down these assets and record a non-cash impairment charge. As of December 31, 2015, we had goodwill of \$1,455 million and identifiable intangible assets, less accumulated amortization, of \$1,190 million. Identifiable intangible assets consist primarily of developed technology rights, brands, trademarks, license agreements, patents and in-process R&D.

Determining whether an impairment exists and the amount of the potential impairment involves quantitative data and qualitative criteria that are based on estimates and assumptions requiring significant management judgment. Future events or new information may change management's valuation of an intangible asset in a short amount of time. The timing and amount of impairment charges recorded in our consolidated statements of

income and write-downs recorded in our consolidated balance sheets could vary if management's conclusions change. Any impairment of goodwill or identifiable intangible assets could have a material adverse effect on our operating results and financial position.

Our historical combined financial data is not necessarily representative of the results we would have achieved as an independent company and may not be a reliable indicator of our future results.

Our historical combined financial data for periods prior to the IPO (the years ended December 31, 2011 and 2012, and the period ended January 31, 2013) included in this 2015 Annual Report does not reflect the financial condition, results of operations or cash flows we would have achieved as an independent company during the periods presented or those we will achieve in the future. This is primarily the result of the following factors:

- our historical combined financial data does not reflect the Separation;
- our historical combined financial data reflects expense allocations for certain support functions that are provided on a centralized basis within Pfizer, such as expenses for business technology, facilities, legal, finance, human resources, business development, public affairs and procurement, as well as certain manufacturing and supply costs incurred by manufacturing sites that are shared with other Pfizer business units that may be higher or lower than the comparable expenses we would have actually incurred, or will incur, as an independent company;
- our cost of debt and our capital structure is different from that reflected in our historical combined financial statements;
- significant increases may occur in our cost structure as a result of our being an independent public company, including costs related to public company reporting, investor relations and compliance with the Sarbanes-Oxley Act of 2002 (Sarbanes-Oxley Act); and
- loss of economies of scale as a result of our no longer being a part of Pfizer.

Our financial condition and future results of operations will be materially different from amounts reflected in our historical combined financial statements included in this 2015 Annual Report for the periods prior to the IPO. As a result of the Separation, it may be difficult for investors to compare our future results to historical results or to evaluate our relative performance or trends in our business.

Risks related to research and development

Our R&D, acquisition and licensing efforts may fail to generate new products and product lifecycle innovations.

Our future success depends on both our existing product portfolio and our pipeline of new products, including new products that we may develop through joint ventures and products that we are able to obtain through license or acquisition. We commit substantial effort, funds and other resources to R&D, both through our own dedicated resources and through collaborations with third parties.

We may be unable to determine with accuracy when or whether any of our products now under development will be approved or launched, or we may be unable to develop, license or otherwise acquire product candidates or products. In addition, we cannot predict whether any products, once launched, will be commercially successful or will achieve sales and revenue that are consistent with our expectations. The animal health industry is subject to regional and local trends and regulations and, as a result, products that are successful in some of our markets may not achieve similar success when introduced into new markets. Furthermore, the timing and cost of our R&D may increase, and our R&D may become less predictable. For example, changes in regulations applicable to our industry may make it more time-consuming and/or costly to research, develop and register products.

Products in the animal health industry are sometimes derived from molecules and compounds discovered or developed as part of human health research. In addition to the R&D collaboration and license agreement with Pfizer, we expect to enter into other collaboration or licensing arrangements with third parties to provide us with access to compounds and other technology for purposes of our business. Such agreements are typically complex and require time to negotiate and implement. If we enter into these arrangements, we may not be able to maintain these relationships or establish new ones in the future on acceptable terms or at all. In addition, any collaboration that we enter into may not be successful, and the success may depend on the efforts and actions of our collaborators, which we may not be able to control. If we are unable to access human health-generated molecules and compounds to conduct R&D on cost-effective terms, our ability to develop some types of new products could be limited.

Advances in veterinary medical practices and animal health technologies could negatively affect the market for our products.

The market for our products could be impacted negatively by the introduction and/or broad market acceptance of newly-developed or alternative products that address the diseases and conditions for which we sell products, including “green” or “holistic” health products or specially bred disease-resistant animals. In addition, technological breakthroughs by others may obviate our technology and reduce or eliminate the market for our products. Introduction or acceptance of such products or technologies could materially adversely affect our operating results and financial condition.

Our R&D relies on evaluations in animals, which may become subject to bans or additional regulations.

As an animal health medicines and vaccines business, the evaluation of our existing and new products in animals is required to register our products. Animal testing in certain industries has been the subject of controversy and adverse publicity. Some organizations and individuals have attempted to ban animal testing or encourage the adoption of additional regulations applicable to animal testing. To the extent that the activities of such organizations and individuals are successful, our R&D, and by extension our operating results and financial condition, could be materially adversely affected. In addition, negative publicity about us or our industry could harm our reputation.

Risks related to manufacturing

Manufacturing problems and capacity imbalances may cause product launch delays, inventory shortages, recalls or unanticipated costs.

In order to sell our products, we must be able to produce and ship our products in sufficient quantities. On December 31, 2015, we had a global manufacturing network consisting of 28 manufacturing sites located in 12 countries. As part of our operational efficiency program, we have subsequently exited, or are in the process of exiting, certain of these sites. For more information, see *Item 7. Management's Discussion and Analysis of Financial Condition and Results of Operations—Recent Developments*. In addition, 11 Pfizer sites located in 11 countries manufacture certain of our products for us. Included in these Pfizer sites is our facility in Guarulhos, Brazil, where Pfizer will continue its manufacturing operations for a short period of time. These Pfizer sites consist of sites operated by Pfizer that, immediately prior to the Separation, predominantly manufactured human health products. We also employ a network of approximately 200 CMOs. Many of our products involve complex manufacturing processes and are sole-sourced from certain manufacturing sites.

Minor deviations in our manufacturing or logistical processes, such as temperature excursions or improper package sealing, could result in delays, inventory shortages, unanticipated costs, product recalls, product liability and/or regulatory action. In addition, a number of factors could cause production interruptions, including:

- the failure of us or any of our vendors or suppliers, including logistical service providers, to comply with applicable regulations and quality assurance guidelines;
- construction delays;
- equipment malfunctions;
- shortages of materials;
- labor problems;
- natural disasters;
- power outages;
- criminal and terrorist activities;
- changes in manufacturing production sites and limits to manufacturing capacity due to regulatory requirements, changes in types of products produced, shipping distributions or physical limitations; and
- the outbreak of any highly contagious diseases near our production sites.

These interruptions could result in launch delays, inventory shortages, recalls, unanticipated costs or issues with our agreements under which we supply third parties, which may adversely affect our operating results and financial condition. For example, our manufacturing site in Medolla, Italy was damaged in an earthquake in May 2012, which resulted in production interruptions at that site. In addition, we have experienced challenges in manufacturing Apoquel that have impacted our ability to meet customer demand. As a result, we have had to place limits on the amounts of this product veterinarians can purchase and have delayed the launch of the product in certain markets.

Our manufacturing network may be unable to meet the demand for our products or we may have excess capacity if demand for our products changes. The unpredictability of a product's regulatory or commercial success or failure, the lead time necessary to construct highly technical and complex manufacturing sites, and shifting customer demand (including as a result of market conditions or entry of branded or generic competition) increase the potential for capacity imbalances. In addition, construction of sites is expensive, and our ability to recover costs will depend on the market acceptance and success of the products produced at the new sites, which is uncertain.

As part of our operational efficiency program, our manufacturing network is undergoing significant changes. We may be unable to achieve the planned cost-savings from these changes. In addition, we may experience delays and disruptions in our supply network as a result of these activities.

We rely on third parties to provide us with materials and services and are subject to increased labor and material costs.

The materials used to manufacture our products may be subject to availability constraints and price volatility caused by changes in demand, weather conditions, supply conditions, government regulations, economic climate and other factors. In addition, labor costs may be subject to volatility caused by the supply of labor, governmental regulations, economic climate and other factors. Increases in the demand for, availability or the price of, materials used to manufacture our products and increases in labor costs could increase the costs to manufacture our products. We may not be able to pass all or a material portion of any higher material or labor costs on to our customers, which could materially adversely affect our operating results and financial condition.

In addition, certain third-party suppliers are the sole source of certain materials necessary for production of our products. We may be unable to meet demand for certain of our products if any of our third-party suppliers cease or interrupt operations, fail to renew contracts with us or otherwise fail to meet their obligations to us.

Risks related to legal matters and regulation

We may incur substantial costs and receive adverse outcomes in litigation and other legal matters.

Our operating results, financial condition and liquidity could be materially adversely affected by unfavorable results in pending or future litigation matters. These matters include, among other things, allegations of violation of United States and foreign competition laws, labor laws, consumer protection laws, and environmental laws and regulations, as well as claims or litigations relating to product liability, intellectual property, securities,

breach of contract and tort. In addition, changes in the interpretations of laws and regulations to which we are subject, or in legal standards in one or more of the jurisdictions in which we operate, could increase our exposure to liability. For example, in the United States, attempts have been made to allow damages for emotional distress and pain and suffering in connection with the loss of, or injury to, a companion animal. If such attempts were successful, our exposure with respect to product liability claims could increase materially.

Litigation matters, regardless of their merits or their ultimate outcomes, are costly, divert management's attention and may materially adversely affect our reputation and demand for our products. We cannot predict with certainty the eventual outcome of pending or future litigation matters. An adverse outcome of litigation or legal matters could result in our being responsible for significant damages. Any of these negative effects resulting from litigation matters could materially adversely affect our operating results and financial condition.

The misuse or off-label use of our products may harm our reputation or result in financial or other damages.

Our products have been approved for use under specific circumstances for the treatment of certain diseases and conditions in specific species. There may be increased risk of product liability if veterinarians, livestock producers, pet owners or others attempt to use our products off-label, including the use of our products in species (including humans) for which they have not been approved. For example, Ketamine, the active pharmaceutical ingredient in our Ketaset product (a nonnarcotic agent for anesthetic use in cats), is abused by humans as a hallucinogen. Furthermore, the use of our products for indications other than those indications for which our products have been approved may not be effective, which could harm our reputation and lead to an increased risk of litigation. If we are deemed by a governmental or regulatory agency to have engaged in the promotion of any of our products for off-label use, such agency could request that we modify our training or promotional materials and practices and we could be subject to significant fines and penalties, and the imposition of these sanctions could also affect our reputation and position within the industry. Any of these events could materially adversely affect our operating results and financial condition.

The illegal distribution and sale by third parties of counterfeit or illegally compounded versions of our products or of stolen, diverted or relabeled products could have a negative impact on our reputation and business.

Third parties may illegally distribute and sell counterfeit or illegally compounded versions of our products that do not meet the exacting standards of our development, manufacturing and distribution processes. Counterfeit or illegally compounded medicines pose a significant risk to animal health and safety because of the conditions under which they are manufactured and the lack of regulation of their contents. Counterfeit or illegally compounded products are frequently unsafe or ineffective and can be potentially life-threatening to animals. Our reputation and business could suffer harm as a result of counterfeit or illegally compounded products which are alleged to be equivalent and/or which are sold under our brand name. In addition, products stolen or unlawfully diverted from inventory, warehouses, plants or while in transit, which are not properly stored or which have an expired shelf life and which have been repackaged or relabeled and which are sold through unauthorized channels, could adversely impact animal health and safety, our reputation and our business. Public loss of confidence in the integrity of vaccines and/or pharmaceutical products as a result of counterfeiting, illegally compounding or theft could have a material adverse effect on our product sales, business and results of operations.

Animal health products are subject to unanticipated safety, quality, or efficacy concerns, which may harm our reputation.

Unanticipated safety, quality, or efficacy concerns can arise with respect to animal health products, whether or not scientifically or clinically supported, leading to product recalls, withdrawals or suspended or declining sales, as well as product liability and other claims. For example, as a result of safety concerns related to our product, PregSure[®] BVD, in 2010, we voluntarily suspended sales of the product and withdrew the marketing authorization in the EU and, in 2011, we suspended sales and withdrew the marketing authorization for the product in New Zealand. Also, in May 2013, we were advised that the European Commission started a procedure regarding the EU marketing authorization for Suvaxyn[®] PCV, a vaccine against porcine circovirus type 2 in swine. The initiation of the procedure followed a recall of two batches of Suvaxyn[®] PCV as a result of higher than expected adverse reactions, reported mainly in Spain. In June 2013, we completed a root cause investigation of the higher than expected adverse reactions in these two batches, and subsequently submitted to the EMA a proposed variation to describe specific adjustments to the manufacturing process to help minimize the risk of future reactive batches. In October 2013, the EMA's Committee on Medicinal Products for Veterinary Use adopted a positive opinion as to the proposed variation and concurrently adopted an opinion concluding that no action was required at that time with regard to the EU marketing authorization for Suvaxyn[®] PCV. Both opinions were transmitted to the European Commission according to the applicable procedure and the Commission officially advised us in January 2014 that it had adopted those positive opinions and concluded the procedure begun in May 2013 by maintaining the marketing authorization for Suvaxyn[®] PCV in effect.

Regulatory actions based on these types of safety, quality or efficacy concerns could impact all or a significant portion of a product's sales and could, depending on the circumstances, materially adversely affect our operating results.

In addition, since we depend on positive perceptions of the safety, quality and efficacy of our products, and animal health products generally, by our customers, veterinarians and end-users, any concerns as to the safety, quality or efficacy of our products, whether actual or perceived, may harm our reputation. These concerns and the related harm to our reputation could materially adversely affect our operating results and financial condition, regardless of whether such reports are accurate.

Our business is subject to substantial regulation.

As a global company, we are subject to various state, federal and international laws and regulations, including regulations relating to the development, quality assurance, manufacturing, importation, distribution, marketing and sale of our products. In addition, our manufacturing facilities are subject to periodic inspections by regulatory agencies. An inspection may report conditions or practices that indicate possible violations of regulatory requirements. Our failure to comply with these regulatory requirements, allegations of such non-compliance or the discovery of previously unknown problems with a product or manufacturer could result in, among other things, inspection observation notices, warning letters or similar regulatory correspondence, fines, a partial or total shutdown of production in one or more of our facilities while an alleged violation is remediated, withdrawals or suspensions of current products from the market, and civil or criminal prosecution, as well as decreased sales as a result of negative publicity and product liability claims. Any one of these consequences could materially adversely affect our operating results and financial condition.

In addition, we will not be able to market new products unless and until we have obtained all required regulatory approvals in each jurisdiction where we propose to market those products. Even after a product reaches market, it may be subject to re-review and may lose its approvals. In connection with the Separation, we will likely change the location of the manufacture of certain of our products and, because of these changes, may be required to obtain new regulatory approvals. Our failure to obtain approvals, delays in the approval process, or our failure to maintain approvals in any jurisdiction, may prevent us from selling products in that jurisdiction until approval or reapproval is obtained, if ever.

Furthermore, we cannot predict the nature of future laws, regulations, or changes in tax laws, challenges brought against our incentive tax rulings, and tariffs, nor can we determine the effect that additional laws or regulations or changes in existing laws or regulations could have on our business when and if promulgated, or the impact of changes in the interpretation of these laws and regulations, or of disparate federal, state, local and foreign regulatory schemes. Changes to such laws or regulations may include, among other things, changes to taxation requirements, such as tax-rate changes and changes affecting the taxation by the United States of income earned outside the United States.

Changes in applicable federal, state, local and foreign laws and regulations could have a material adverse effect on our operating results and financial condition. For example, regulatory agencies have recently increased their focus on the potential for vaccines to induce immunity anomalies. Absent a clear understanding of these anomalies, regulatory scrutiny of vaccines may become stricter. Additional scrutiny or regulation of our vaccine products could materially adversely affect our operating results and financial condition.

We are subject to complex environmental, health and safety laws and regulations.

We are subject to various federal, state, local and foreign environmental, health and safety laws and regulations. These laws and regulations govern matters such as the emission and discharge of hazardous materials into the ground, air or water; the generation, use, storage, handling, treatment, packaging, transportation, exposure to, and disposal of hazardous and biological materials, including recordkeeping, reporting and registration requirements; and the health and safety of our employees. Due to our operations, these laws and regulations also require us to obtain, and comply with, permits, registrations or other authorizations issued by governmental authorities. These authorities can modify or revoke our permits, registrations or other authorizations and can enforce compliance through fines and injunctions.

Given the nature of our business, we have incurred, are currently incurring and may in the future incur, liabilities under CERCLA or under other federal, state, local and foreign environmental cleanup laws, with respect to our current or former sites, adjacent or nearby third-party sites, or offsite disposal locations. See *Item 1. Business—Environmental, Health and Safety*. The costs associated with future cleanup activities that we may be required to conduct or finance could be material. Additionally, we may become liable to third parties for damages, including personal injury and property damage, resulting from the disposal or release of hazardous materials into the environment. Such liability could materially adversely affect our operating results and financial condition. Furthermore, regulatory agencies are showing increasing concern over the impact of animal health products and livestock operations on the environment. This increased regulatory scrutiny may necessitate that additional time and resources be spent to address these concerns in both new and existing products.

A failure to comply with the environmental, health and safety laws and regulations to which we are subject, including any permits issued thereunder, may result in environmental remediation costs, loss of permits, fines, penalties or other adverse governmental or private actions, including regulatory or judicial orders enjoining or curtailing operations or requiring corrective measures, installation of pollution control equipment or remedial measures. We could also be held liable for any and all consequences arising out of human exposure to hazardous materials or environmental damage. Environmental laws and regulations are complex, change frequently, have tended to become more stringent and stringently enforced over time and may be subject to new interpretation. We cannot assure you that our costs of complying with current and future environmental, health and safety laws, and our liabilities arising from past or future releases of, or exposure to, hazardous materials will not materially adversely affect our business, results of operations or financial condition.

Risks related to our international operations

A significant portion of our operations are conducted in foreign jurisdictions and are subject to the economic, political, legal and business environments of the countries in which we do business.

Our international operations could be limited or disrupted by any of the following:

- volatility in the international financial markets;
- compliance with governmental controls;
- difficulties enforcing contractual and intellectual property rights;
- parallel trade in our products (importation of our products from European Union countries where our products are sold at lower prices into European Union countries where the products are sold at higher prices);
- compliance with a wide variety of laws and regulations, such as the FCPA and similar non-U.S. laws and regulations;
- compliance with foreign labor laws;
- burdens to comply with multiple and potentially conflicting foreign laws and regulations, including those relating to environmental, health and safety requirements;
- changes in laws, regulations, government controls or enforcement practices with respect to our business and the businesses of our customers, including the imposition of limits on our profitability (e.g., the Venezuelan Law on Fair Pricing);
- political and social instability, including crime, civil disturbance, terrorist activities and armed conflicts;

- trade restrictions and restrictions on direct investments by foreign entities, including restrictions administered by the OFAC and the European Union, in relation to our products or the products of farmers and other customers (e.g., restrictions on the importation of agricultural products from the European Union to Russia);
- changes in tax laws, challenges brought against our incentive tax rulings, and tariffs;
- imposition of antidumping and countervailing duties or other trade-related sanctions;
- costs and difficulties in staffing, managing and monitoring international operations;
- longer payment cycles and increased exposure to counterparty risk; and
- additional limitations on transferring personal information between countries or other restrictions on the processing of personal information.

In addition, international transactions may involve increased financial and legal risks due to differing legal systems and customs. Compliance with these requirements may prohibit the import or export of certain products and technologies or may require us to obtain a license before importing or exporting certain products or technology. A failure to comply with any of these laws, regulations or requirements could result in civil or criminal legal proceedings, monetary or non-monetary penalties, or both, disruptions to our business, limitations on our ability to import and export products and services, and damage to our reputation. In addition, variations in the pricing of our products between jurisdictions may result in the unauthorized importation or unauthorized re-importation of our products between jurisdictions and may also result in the imposition of antidumping and countervailing duties or other trade-related sanctions. While the impact of these factors is difficult to predict, any of them could materially adversely affect our operating results and financial condition. Changes in any of these laws, regulations or requirements, or the political environment in a particular country, may affect our ability to engage in business transactions in certain markets, including investment, procurement and repatriation of earnings.

Foreign exchange rate fluctuations and potential currency controls affect our results of operations, as reported in our financial statements.

We conduct operations in many areas of the world, involving transactions denominated in a variety of currencies. In 2015, we generated approximately 47% of our revenue in currencies other than the U.S. dollar, principally the euro, Brazilian real and Canadian dollar. We are subject to currency exchange rate risk to the extent that our costs are denominated in currencies other than those in which we earn revenue. In addition, because our financial statements are reported in U.S. dollars, changes in currency exchange rates between the U.S. dollar and other currencies have had, and will continue to have, an impact on our results of operations.

For example, on February 13, 2013, the Venezuelan government devalued its currency from a rate of 4.3 to 6.3 Venezuelan bolivars per U.S. dollar. We immediately incurred a foreign currency loss of \$9 million on the devaluation as a result of remeasuring the local assets and liabilities.

Our Venezuelan subsidiary's functional currency is the U.S. dollar because of the hyperinflationary status of the Venezuelan economy. In the first quarter of 2014, the Venezuelan government expanded its exchange mechanisms, resulting in three official rates of exchange for the Venezuelan bolivar.

On February 10, 2015, the Venezuelan government announced that they continue to operate with a three-tier exchange rate system. In addition, they announced that the primary rate of 6.3 bolivars to the U.S. dollar would remain in place for imports that are deemed essential. A new free-floating rate (SIMADI) replaced the existing third-tier rate (SICAD II). As of December 31, 2015, the Venezuelan bolivar to U.S. dollar exchange rates were the CENCOEX official rate of 6.3; the SICAD I rate of 13.5; and the SIMADI rate of 199.

Through the fourth quarter of 2015, we used the CENCOEX official rate of 6.3 to report our Venezuela financial position, results of operations and cash flows. In the fourth quarter of 2015, upon evaluation of evolving economic conditions in Venezuela and our expectation of Venezuela's responses to changes in its economy, continued volatility, and the fact that we have not received any approved payments from Venezuela for transactions at the CENCOEX official rate of 6.3 per U.S. dollar in 2015, we determined that our outstanding Venezuelan bolivar-denominated net monetary assets are no longer expected to be settled at the CENCOEX official rate of 6.3, but rather at the SIMADI rate of 199. On November 30, 2015, we recorded a net remeasurement loss of \$89 million on bolivar-denominated net monetary assets, primarily related to cash deposits in Venezuela, using the SIMADI rate of 199 bolivars to the U.S. dollar, and this rate will be used prospectively. We believe this best represents the estimate of the U.S. dollar amount that will ultimately be collected. Additionally, the company recorded a lower of cost or market adjustment to inventory of \$4 million, and asset impairment charges of \$3 million.

On February 17, 2016, the Venezuela government made an announcement that the three-tier exchange rate system existing in the country has changed to a dual system (official rate and SIMADI rate). Additionally, the official rate was devalued from 6.3 to 10 Venezuelan bolivars per U.S. dollar.

We also face risks arising from currency devaluations and the imposition of cash repatriation restrictions and exchange controls. Currency devaluations result in a diminished value of funds denominated in the currency of the country instituting the devaluation. Cash repatriation restrictions and exchange controls may limit our ability to convert foreign currencies into U.S. dollars or to remit dividends and other payments by our foreign subsidiaries or businesses located in or conducted within a country imposing restrictions or controls. While we currently have no need, and do not intend, to repatriate or convert cash held in countries that have significant restrictions or controls in place, should we need to do so to fund our operations, we may be unable to repatriate or convert such cash, or be unable to do so without incurring substantial costs. We currently have substantial operations in countries that have cash repatriation restrictions or exchange controls in place, including China, and, if we were to need to repatriate or convert such cash, these controls and restrictions may have a material adverse effect on our operating results and financial condition.

We may not be able to realize the expected benefits of our investments in emerging markets.

We have been taking steps to increase our presence in emerging markets. Failure to continue to maintain and expand our business in emerging markets could materially adversely affect our operating results and financial condition.

Some countries within emerging markets may be especially vulnerable to periods of local, regional or global economic, political or social instability or crisis. For example, our sales in certain emerging markets have suffered from extended periods of disruption due to natural disasters. Furthermore, we have also experienced lower than expected sales in certain emerging markets due to local, regional and global restrictions on banking and commercial activities in those countries. In addition, certain emerging markets have currencies that fluctuate substantially, which may impact our financial performance. For example, in the past, our revenue in certain emerging markets in Latin America have been adversely impacted by currency fluctuations and devaluations. For all these and other reasons, sales within emerging markets carry significant risks.

Risks related to tax matters

The Company could be subject to changes in its tax rates, the adoption of new U.S. or foreign tax legislation or exposure to additional tax liabilities.

The multinational nature of our business subjects us to taxation in the United States and numerous foreign jurisdictions. Due to economic and political conditions, tax rates in various jurisdictions may be subject to significant change. The company's future effective tax rates could be affected by changes in the mix of earnings in countries with differing statutory tax rates, changes in the valuation of deferred tax assets and liabilities, or changes in tax laws or their interpretation.

For example, the European Commission opened formal investigations to examine whether decisions by the tax authorities in certain European countries, including Belgium, comply with European Union rules on state aid. In the case of Belgium, the European Commission concluded on January 11, 2016, that the excess profits ruling violates the European Union's state aid rules. The impact of this conclusion will have a material impact on our effective tax rate in 2016. In addition, on January 28, 2016, the European Union presented an anti-tax-avoidance directive designed to provide uniform implementation of Base Erosion and Profits Shifting measures and minimum standards across Member States. If enacted, this proposed directive could have an impact on our effective tax rate.

In addition, our effective tax rate is subject to potential risks that various taxing authorities may challenge the pricing of our cross-border arrangements and subject us to additional tax, adversely impacting our effective tax rate and our tax liability. The company is also subject to the examination of its tax returns and other tax matters by the Internal Revenue Service and other tax authorities and governmental bodies. The company regularly assesses the likelihood of an adverse outcome resulting from these examinations to determine the adequacy of its provision for taxes. There can be no assurance as to the outcome of these examinations. If the company's effective tax rates were to increase, particularly in the United States or other material foreign jurisdictions, or if the ultimate determination of the company's taxes owed is for an amount in excess of amounts previously accrued, the company's operating results, cash flows, and financial condition could be adversely affected.

Risks related to intellectual property

The actual or purported intellectual property rights of third parties may negatively affect our business.

A third party may sue us or otherwise make a claim, alleging infringement or other violation of the third-party's patents, trademarks, trade dress, copyrights, trade secrets, domain names or other intellectual property rights. If we do not prevail in this type of dispute, we may be required to:

- pay monetary damages;
- obtain a license in order to continue manufacturing or marketing the affected products, which may not be available on commercially reasonable terms, or at all; or
- stop activities, including any commercial activities, relating to the affected products, which could include a recall of the affected products and/or a cessation of sales in the future.

The costs of defending an intellectual property claim could be substantial and could materially adversely affect our operating results and financial condition, even if we successfully defend such claims. The intellectual property positions of animal health medicines and vaccines businesses frequently involve complex legal and factual questions, and an issued patent does not guarantee us the right to practice the patented technology or develop, manufacture or commercialize the patented product. We cannot be certain that a competitor or other third party does not have or will not obtain rights to intellectual property that may prevent us from manufacturing, developing or marketing certain of our products, regardless of whether we believe such intellectual property rights are valid and enforceable or we believe we would be otherwise able to develop a more commercially successful product, which may harm our operating results and financial condition.

If our intellectual property rights are challenged or circumvented, competitors may be able to take advantage of our research and development efforts.

Our long-term success largely depends on our ability to market technologically competitive products. We rely and expect to continue to rely on a combination of intellectual property, including patent, trademark, trade dress, copyright, trade secret, data protection, and domain name protection laws, as well as confidentiality and license agreements with our employees and others, to protect our intellectual property and proprietary rights. If we fail to obtain and maintain adequate intellectual property protection, we may not be able to prevent third parties from using our proprietary technologies or from marketing products that are very similar or identical to ours. Our currently pending or future patent applications may not result in issued patents, or be approved on a timely basis, or at all. Similarly, any term extensions that we seek may not be approved on a timely basis, if at all. In addition, our issued patents may not contain claims sufficiently broad to protect us against third parties with similar technologies or products or provide us with any competitive advantage, including exclusivity in a particular product area. The scope of our patent claims also may vary between countries, as individual countries have their own patent laws. For example, some countries only permit the issuance of patents covering a novel chemical compound itself, and its first use, and thus further methods of use for the same compound, may not be patentable. We may be subject to challenges by third parties regarding our intellectual property, including claims regarding validity, enforceability, scope and effective term. The validity, enforceability, scope and effective term of patents can be highly uncertain and often involve complex legal and factual questions and proceedings. Our ability to enforce our patents also depends on the laws of individual countries and each country's practice with respect to enforcement of intellectual property rights. In addition, if we are unable to maintain our existing license agreements or other agreements pursuant to

which third parties grant us rights to intellectual property, including because such agreements expire or are terminated, our operating results and financial condition could be materially adversely affected.

In addition, patent law reform in the United States and other countries may also weaken our ability to enforce our patent rights, or make such enforcement financially unattractive. For instance, U.S. court decisions in the last three years have led to interim U.S. Patent and Trademark Office Guidelines regarding inventions in the field of products isolated from nature and diagnostic methods which may influence future patenting strategy in these areas. A similar court decision in Australia was issued recently with regard to the patentability of nucleic acids. Such reforms could result in increased costs to protect our intellectual property and/or limit our ability to patent our products in these jurisdictions.

Additionally, certain foreign governments have indicated that compulsory licenses to patents may be granted in the case of national emergencies, which could diminish or eliminate sales and profits from those regions and materially adversely affect our operating results and financial condition.

Likewise, in the United States and other countries, we currently hold issued trademark registrations and have trademark applications pending, any of which may be the subject of a governmental or third-party objection, which could prevent the maintenance or issuance of the same and thus create the potential need to rebrand or re-label a product. As our products mature, our reliance on our trademarks to differentiate us from our competitors increases and as a result, if we are unable to prevent third parties from adopting, registering or using trademarks and trade dress that infringe, dilute or otherwise violate our trademark rights, our business could be materially adversely affected.

Many of our vaccine products and other products are based on or incorporate proprietary information, including proprietary master seeds and proprietary or patented adjuvant formulations. We actively seek to protect our proprietary information, including our trade secrets and proprietary know-how, by requiring our employees, consultants, other advisors and other third parties to execute proprietary information and confidentiality agreements upon the commencement of their employment, engagement or other relationship. Despite these efforts and precautions, we may be unable to prevent a third party from copying or otherwise obtaining and using our trade secrets or our other intellectual property without authorization and legal remedies may not adequately compensate us for the damages caused by such unauthorized use. Further, others may independently and lawfully develop substantially similar or identical products that circumvent our intellectual property by means of alternative designs or processes or otherwise.

The misappropriation and infringement of our intellectual property, particularly in foreign countries where the laws may not protect our proprietary rights as fully as in the United States, may occur even when we take steps to prevent it. We are currently, and expect to be in the future, party to patent lawsuits and other intellectual property rights claims that are expensive and time consuming, and if resolved adversely, could have a significant impact on our business and financial condition. In the future, we may not be able to enforce intellectual property that relates to our products for various reasons, including licensor restrictions and other restrictions imposed by third parties, or the cost of enforcing our intellectual property may outweigh the value of doing so; either of which could have a material adverse impact on our business and financial condition.

Risks related to information technology

We depend on sophisticated information technology and infrastructure.

We rely on the efficient and uninterrupted operation of complex information technology systems to manage our operations, to process, transmit and store electronic and financial information, and to comply with regulatory, legal and tax requirements. We also depend on our information technology infrastructure for digital marketing activities and for electronic communications among our personnel, customers and suppliers around the world. System failures or outages could compromise our ability to perform these functions in a timely manner, which could harm our ability to conduct business, hurt our relationships with our customers, or delay our financial reporting. Such failures could materially adversely affect our operating results and financial condition.

In addition, we depend on third parties and applications on virtualized (cloud) infrastructure to operate and support our information systems. These third parties include large established vendors, as well as many small, privately owned companies. Failure by these providers to adequately support our operations or a change in control or insolvency of these providers could have an adverse effect on our business, which in turn may materially adversely affect our operating results and financial condition.

In connection with the IPO and the Separation, we have substantially changed a number of our business processes, including our financial reporting and supply chain processes. In order to support the new business processes under the terms of our transitional services agreement with Pfizer, we have made significant configuration and data changes within some of our information technology systems. If our information and processes are not sufficient to support our business and financial reporting functions, or if we fail to properly implement our new business processes, our financial reporting may be delayed or inaccurate and our operations may be adversely affected and, as a result, our operating results and financial condition may be materially adversely affected.

In addition, we are implementing new business systems to support our operations, including an enterprise resource planning (ERP) system to better integrate our manufacturing, financial, commercial and business operations. There is risk associated with ensuring that the milestones, timelines and budget associated with these new systems stay on track. Transitioning to new systems, integrating new systems into current systems or any disruptions or malfunctions (including from circumstances beyond our control) affecting our information systems could cause critical information upon which we rely to be delayed, unreliable, corrupted, insufficient or inaccessible. Any of these potential issues, individually or in aggregation, could have a material adverse effect on our operating results and financial condition.

Assuming we are able to implement these systems successfully, all information systems, despite implementation of security measures, are vulnerable to disability, failures or unauthorized access. If our information systems were to fail or be breached, such failure or breach could materially adversely affect our ability to perform critical business functions and sensitive and confidential data could be compromised.

We may experience difficulties with the implementation of our enterprise resource planning system, which could disrupt our business and adversely affect our results of operations and financial condition.

We are engaged in a multi-year implementation of an ERP system. The ERP system is designed to accurately maintain our books and records and provide information important to the operation of our business to our management team. The implementation of the ERP will require significant

investment of human and financial resources. In implementing the ERP system, we may experience significant delays, increased costs and other difficulties. While we have invested significant resources in planning, project management and training, additional and significant implementation issues may arise. For example, although the U.S. implementation of our ERP system has been successful from a systems and controls point of view, due to the large number of customers directly impacted by our change of systems, we have experienced challenges with certain of our customers experiencing a disruption in their service. Any significant disruption or deficiency in the design and implementation of the ERP system could adversely affect our ability to process orders, ship product, send invoices and track payments, fulfill contractual obligations or otherwise operate our business. Any of these consequences could have an adverse effect on our results of operations and financial condition.

We may be unable to successfully manage our online ordering sites.

In many markets around the world, such as the United States and Brazil, we provide online ordering sites to customers, often relying on third parties to host and support the application. The operation of our online business depends on our ability to maintain the efficient and uninterrupted operation of our online order-taking and fulfillment operations. Risks associated with our online business include: disruptions in telephone service or power outages; failures of the information systems that support our website, including inadequate system capacity, computer viruses, human error, changes in programming, security breaches, system upgrades or migration of these services to new systems; reliance on third parties for computer hardware and software as well as delivery of merchandise to our customers; rapid technology changes; credit card fraud; natural disasters or adverse weather conditions; power and network outages; changes in applicable federal and state regulations; liability for online content; and consumer privacy concerns. Problems in any one or more of these areas could have a material adverse effect on our operating results and financial condition and could damage our reputation.

We may be unable to adequately protect our information technology systems from cyber-attacks, which could result in the disclosure of confidential information, damage our reputation, and subject us to significant financial and legal exposure.

Our reputation as a global leader in animal health and our reliance on complex information systems make us inherently vulnerable to malicious cyber intrusion and attack. Cyber-attacks are increasing in their frequency, sophistication and intensity, and have become increasingly difficult to detect. Cyber-attacks could include wrongful conduct by hostile foreign governments, industrial espionage, the deployment of harmful malware, denial-of-service, and other means to threaten data confidentiality, integrity and availability. A successful cyber-attack could cause serious negative consequences for our company, including the disruption of operations, the misappropriation of confidential business information and trade secrets, and the disclosure of corporate strategic plans. Like other global companies, we have experienced threats to our data and information technology systems. To date, those threats have not had a material impact on our business operations or financial condition. However, although we devote resources to protect our information technology systems, we expect cyber-attacks to continue, and there can be no assurance that our efforts will prevent information security breaches that would result in business, legal or reputational harm to us, or would have a material adverse effect on our operating results and financial condition.

We may be unable to adequately protect our customers' privacy or we may fail to comply with privacy laws.

The protection of customer, employee and company data is critical and the regulatory environment surrounding information security, storage, use, processing, disclosure and privacy is demanding, with the frequent imposition of new and changing requirements. In addition, our customers expect that we will adequately protect their personal information. Any actual or perceived significant breakdown, intrusion, interruption, cyber-attack or corruption of customer, employee or company data or our failure to comply with federal, state, local and foreign privacy laws could result in lost sales, remediation costs, legal liability including severe penalties, regulatory action and reputational harm. Despite our considerable efforts and investments in technology to secure our computer network, security could be compromised, confidential information could be misappropriated or system disruptions could occur. Failure to comply with the security requirements or rectify a security issue may result in fines and the imposition of restrictions on our ability to accept payment by credit or debit cards. In addition, the payment card industry (PCI) is controlled by a limited number of vendors that have the ability to impose changes in PCI's fee structure and operational requirements on us without negotiation. Such changes in fees and operational requirements may result in our failure to comply with PCI security standards, as well as significant unanticipated expenses. Such failures could materially adversely affect our operating results and financial condition.

Risks related to our indebtedness

We have substantial indebtedness.

We have a significant amount of indebtedness, which could materially adversely affect our operating results, financial condition and liquidity. As of December 31, 2015, we had approximately \$4.9 billion of total unsecured indebtedness outstanding. In addition, we have entered into an agreement for a five-year revolving credit facility and a commercial paper program each with a capacity of up to \$1.0 billion. While we currently do not have any amounts drawn under the credit facility nor any commercial paper issued under the commercial paper program, we may incur indebtedness under these arrangements in the future.

We may incur substantial additional debt from time to time to finance working capital, capital expenditures, investments or acquisitions, or for other purposes. If we do so, the risks related to our high level of debt could intensify. Specifically, our high level of debt could have important consequences, including:

- making it more difficult for us to satisfy our obligations with respect to our debt;
- limiting our ability to obtain additional financing to fund future working capital, capital expenditures, business development or other general corporate requirements, including dividends;
- increasing our vulnerability to general adverse economic and industry conditions;
- exposing us to the risk of increased interest rates as certain of our borrowings are and may in the future be at variable rates of interest;
- limiting our flexibility in planning for and reacting to changes in the animal health industry;

- placing us at a competitive disadvantage to other, less leveraged competitors;
- impacting our effective tax rate; and
- increasing our cost of borrowing.

In addition, the instruments governing our indebtedness contain restrictive covenants that will limit our ability to engage in activities that may be in our long-term best interest. For example, our credit facility contains a financial covenant requiring us to not exceed a maximum total leverage ratio and covenants that, among other things, limit or restrict our and our subsidiaries' ability, subject to certain exceptions, to incur liens, merge, consolidate or sell, transfer or lease assets, transact with affiliates and incur priority indebtedness. Our failure to comply with such covenants could result in an event of default which, if not cured or waived, could result in the acceleration of all our debt.

We may not be able to generate sufficient cash to service all of our indebtedness and may be forced to take other actions to satisfy our obligations under our indebtedness, which may not be successful.

Our ability to make scheduled payments on or refinance our debt obligations depends on our financial condition and operating performance, which are subject to prevailing economic and competitive conditions and to certain financial, business, legislative, regulatory and other factors beyond our control. We may be unable to maintain a level of cash flows from operating activities sufficient to permit us to pay the principal and interest on our indebtedness.

If our cash flows and capital resources are insufficient to fund our debt service obligations, we could face substantial liquidity problems and could be forced to reduce or delay investments and capital expenditures, or to dispose of material assets or operations, alter our dividend policy, seek additional debt or equity capital or restructure or refinance our indebtedness. We may not be able to effect any such alternative measures on commercially reasonable terms or at all and, even if successful, those alternative actions may not allow us to meet our scheduled debt service obligations. The instruments that will govern our indebtedness may restrict our ability to dispose of assets and may restrict the use of proceeds from those dispositions and may also restrict our ability to raise debt or equity capital to be used to repay other indebtedness when it becomes due. We may not be able to consummate those dispositions or to obtain proceeds in an amount sufficient to meet any debt service obligations when due.

In addition, we conduct our operations through our subsidiaries. Accordingly, repayment of our indebtedness will depend on the generation of cash flow by our subsidiaries, including certain international subsidiaries, and their ability to make such cash available to us, by dividend, debt repayment or otherwise. Our subsidiaries may not have any obligation to pay amounts due on our indebtedness or to make funds available for that purpose. Our subsidiaries may not be able to, or may not be permitted to, make distributions to enable us to make payments in respect of our indebtedness. Each subsidiary is a distinct legal entity, and under certain circumstances, legal, tax and contractual restrictions may limit our ability to obtain cash from our subsidiaries. In the event that we do not receive distributions from our subsidiaries, we may be unable to make required principal and interest payments on our indebtedness.

Our inability to generate sufficient cash flows to satisfy our debt obligations, or to refinance our indebtedness on commercially reasonable terms or at all, may materially adversely affect our operating results, financial condition and liquidity and our ability to satisfy our obligations under our indebtedness or pay dividends on our common stock.

We may not have the funds necessary to finance the change of control offer required by the indenture governing our senior notes.

Upon the occurrence of a change of control of us and a downgrade below investment grade by Moody's Investor Services, Inc. and Standard & Poor's Rating Services, we will be required to offer to repurchase all of our outstanding senior notes. We did not receive any proceeds from the sale of the \$1.0 billion aggregate principal amount of the Pfizer-owned notes and we paid an amount of cash equal to substantially all of the net proceeds that we received in the senior notes offering to Pfizer prior to the completion of the IPO. As a result of these and other factors, we may not have sufficient funds available to finance a change of control offer.

Our credit ratings may not reflect all risks of an investment in our senior notes.

The credit ratings assigned to our senior notes are limited in scope, and do not address all material risks relating to an investment in our senior notes, but rather reflect only the view of each rating agency at the time the rating is issued. There can be no assurance that such credit ratings will remain in effect for any given period of time or that a rating will not be lowered, suspended or withdrawn entirely by the applicable rating agencies, if, in such rating agency's judgment, circumstances so warrant. Credit ratings are not a recommendation to buy, sell or hold any security. Each agency's rating should be evaluated independently of any other agency's rating. Actual or anticipated changes or downgrades in our credit ratings, including any announcement that our ratings are under further review for a downgrade, could affect the market prices of our securities and increase our borrowing costs.

Risks related to our relationship with Pfizer

Certain of our directors may have actual or potential conflicts of interest because of their positions with Pfizer.

Certain of our directors are employed by Pfizer or may own Pfizer common stock, options to purchase Pfizer common stock or other Pfizer equity awards. Certain of these holdings may be individually significant to these directors as compared with such director's total assets. These directors' positions at Pfizer and the ownership of any Pfizer equity or equity awards may create, or may create the appearance of, conflicts of interest when these directors are faced with decisions that could have different implications for Pfizer than for us.

To preserve the tax-free treatment to Pfizer and/or its stockholders of the Exchange Offer and certain related transactions, we may not be able to engage in certain transactions.

To preserve the tax-free treatment to Pfizer and/or its stockholders of the Exchange Offer and certain related transactions, under the tax matters agreement, we are restricted from taking any action that prevents such transactions from being tax-free for U.S. federal, state, local and foreign income tax purposes. These restrictions may limit our ability to engage in certain transactions, including taking certain actions with respect to our

3.250% Senior Notes due 2023. See *Item 13. Certain Relationships and Related Transactions, and Director Independence—Relationship with Pfizer: Tax matters agreement.*

Pfizer's rights as licensor under the patent and know-how license could limit our ability to develop and commercialize certain products.

Under the patent and know-how license agreement (Pfizer as licensor) (the Patent and Know-How License Agreement), Pfizer licenses to us certain of its intellectual property. If we fail to comply with our obligations under this license agreement and Pfizer exercises its right to terminate it, our ability to continue to research, develop and commercialize products incorporating that intellectual property will be limited. In addition, in circumstances where Pfizer has an interest in the licensed intellectual property in connection with its human health development programs, our rights to use the licensed intellectual property are restricted and/or, in limited instances, subject to Pfizer's right to terminate such license at will. These limitations and termination rights may make it more difficult, time-consuming or expensive for us to develop and commercialize certain new products, or may result in our products being later to market than those of our competitors.

For a summary description of the terms of the patent and know-how license (Pfizer as licensor), see *Item 13. Certain Relationships and Related Transactions, and Director Independence—Relationship with Pfizer: Intellectual property license agreements.*

We are dependent on Pfizer to prosecute, maintain and enforce certain intellectual property.

Under the Patent and Know-How License Agreement, Pfizer is responsible for filing, prosecuting and maintaining patents that Pfizer licenses to us. In the animal health field, Pfizer has the first right, and in some cases the sole right, to enforce such licensed patents, and in the human health field, subject to certain exceptions, Pfizer has the sole right to enforce the licensed patents. If Pfizer fails to fulfill its obligations or chooses to not enforce the licensed patents under this agreement, we may not be able to prevent competitors from making, using and selling competitive products, which could have an adverse effect on our business.

We have incurred and will continue to incur significant charges in connection with the Separation and incremental costs as an independent public company.

Prior to the Separation, Pfizer performed or supported many important corporate functions for our company. Our combined financial statements reflect charges for these services on an allocation basis. Following the Separation, many of these services are governed by our transitional services agreement with Pfizer. Under the transitional services agreement we are able to use these Pfizer services for a fixed term established on a service-by-service basis. However, we generally have the right to terminate a service earlier if we give notice to Pfizer. Partial reduction in the provision of any service requires Pfizer's consent. In addition, either party is able to terminate the agreement due to a material breach of the other party, upon prior written notice, subject to limited cure periods.

We pay Pfizer mutually agreed-upon fees for these services, based on Pfizer's costs of providing the services. During the two years following the IPO, the markup for these services was 0% and, for the remainder of the term of the agreement, Pfizer may introduce a markup of 7%. For the services that Pfizer continues to provide to Zoetis under this agreement, a 7% markup applied for 2015 and will apply for the remainder of 2016. Since our transitional services agreement was negotiated in the context of a parent-subsidiary relationship, the terms of the agreement, including the fees charged for the services, may be higher or lower than those that would be agreed to by parties bargaining at arm's length for similar services and may be higher or lower than the costs reflected in the allocations in our historical financial statements. Third-party costs are passed through to us at Pfizer's or its affiliates' cost. In addition, while these services are being provided to us by Pfizer, our operational flexibility to modify or implement changes with respect to such services or the amounts we pay for them is limited.

We may not be able to replace these services or enter into appropriate third-party agreements on terms and conditions, including cost, comparable to those that we receive from Pfizer under our transitional services agreement. Additionally, after the agreement terminates, we may be unable to sustain the services at the same levels or obtain the same benefits as when we were receiving such services and benefits from Pfizer. When we begin to operate these functions separately, if we do not have our own adequate systems and business functions in place, or are unable to obtain them from other providers, we may not be able to operate our business effectively or at comparable costs, and our profitability may decline.

If there is a later determination that the Exchange Offer or certain related transactions are taxable for U.S. federal income tax purposes because the facts, assumptions, representations or undertakings underlying the IRS private letter ruling and/or any tax opinion are incorrect or for any other reason, we could incur significant liabilities.

Pfizer has received a private letter ruling from the IRS substantially to the effect that, among other things, the Exchange Offer will qualify as a transaction that is tax-free for U.S. federal income tax purposes under Sections 355 and 368(a)(1)(D) of the U.S. Internal Revenue Code of 1986 (the Code). Completion by Pfizer of the Exchange Offer was conditioned on, among other things, the continuing application of Pfizer's private letter ruling from the IRS and the receipt of an opinion of tax counsel, to the effect that, among other things, the Exchange Offer will qualify as a transaction that is tax-free for U.S. federal income tax purposes under Sections 355 and 368(a)(1)(D) of the Code. The ruling and the opinion rely on certain facts, assumptions, representations and undertakings from Pfizer and us regarding the past and future conduct of the companies' respective businesses and other matters. If any of these facts, assumptions, representations or undertakings are incorrect or not otherwise satisfied, Pfizer and its stockholders may not be able to rely on the ruling or the opinion of tax counsel and could be subject to significant tax liabilities. Notwithstanding the private letter ruling and opinion of tax counsel, the IRS could determine on audit that the Exchange Offer or certain related transactions are taxable if it determines that any of these facts, assumptions, representations or undertakings are not correct or have been violated or if it disagrees with the conclusions in the opinion that are not covered by the private letter ruling, or for other reasons, including as a result of certain significant changes in the stock ownership of Pfizer or us after the Exchange Offer. If the Exchange Offer or certain related transactions are determined to be taxable for U.S. federal income tax purposes, we could incur significant liabilities under applicable law or under the tax matters agreement.

Risks related to our common stock

The price of our common stock may fluctuate substantially, and you could lose all or part of your investment in Zoetis common stock as a result.

Our common stock has a limited trading history and there may be wide fluctuations in the market value of our common stock as a result of many factors. From our IPO through December 31, 2015, the sales price of our common stock as reported by the NYSE has ranged from a low sales price of \$28.14 on April 15, 2014 to a high sales price of \$55.38 on June 25, 2015. Some factors that may cause the market price of our common stock to fluctuate, in addition to the other risks mentioned in this section and in our 2015 Annual Report, are:

- our operating performance and the performance of our competitors;
- our or our competitors' press releases, other public announcements and filings with the SEC regarding new products or services, enhancements, significant contracts, acquisitions or strategic investments;
- changes in earnings estimates or recommendations by securities analysts, if any, who cover our common stock;
- changes in our investor base;
- failures to meet external expectations or management guidance;
- fluctuations in our financial results or the financial results of companies perceived to be similar to us;
- changes in our capital structure or dividend policy, future issuances of securities, sales of large blocks of common stock by our stockholders or the incurrence of additional debt;
- reputational issues;
- changes in general economic and market conditions in any of the regions in which we conduct our business;
- the arrival or departure of key personnel;
- the actions of speculators and financial arbitrageurs (such as hedge funds);
- changes in applicable laws, rules or regulations and other dynamics; and
- other developments or changes affecting us, our industry or our competitors.

In addition, if the market for stocks in our industry or industries related to our industry, or the stock market in general, experiences a loss of investor confidence, the trading price of our common stock could decline for reasons unrelated to our business, financial condition and results of operations. If any of the foregoing occurs, it could cause our stock price to fall and may expose us to lawsuits that, even if unsuccessful, could be costly to defend and a distraction to management.

While we currently pay a quarterly cash dividend to our common stockholders, we may change our dividend policy at any time.

On December 16, 2015, our Board of Directors declared the 2016 first quarter dividend of \$0.095 per share to be paid on March 1, 2016, to holders of record on January 21, 2016; and on February 19, 2016, our Board of Directors declared the 2016 second quarter dividend of \$0.095 per share to be paid on June 1, 2016, to holders of record on April 7, 2016. Although we currently pay a quarterly cash dividend to our common stockholders, we have no obligation to do so, and our dividend policy may change at any time without notice to our stockholders. Returns on stockholders' investments will primarily depend on the appreciation, if any, in the price of our common stock. We anticipate that we will retain most of our future earnings, if any, for use in the development and expansion of our business, repayment of indebtedness and for general corporate purposes. The declaration and payment of dividends is at the discretion of our Board of Directors in accordance with applicable law after taking into account various factors, including our financial condition, operating results, current and anticipated cash needs, cash flows available in the United States, impact on our effective tax rate, indebtedness, legal requirements and other factors that our Board of Directors deems relevant.

Provisions in our restated certificate of incorporation, amended and restated by-laws, and Delaware law may prevent or delay an acquisition of us, which could decrease the trading price of our common stock.

Our amended and restated certificate of incorporation, which we refer to as "our certificate of incorporation," and our amended and restated by-laws, which we refer to as "our by-laws," contain provisions that are intended to deter coercive takeover practices and inadequate takeover bids and to encourage prospective acquirers to negotiate with our Board of Directors rather than to attempt a hostile takeover. These provisions include:

- a Board of Directors that is divided into three classes with staggered terms;
- rules regarding how our stockholders may present proposals or nominate directors for election at stockholder meetings;
- the right of our Board of Directors to issue preferred stock without stockholder approval; and
- limitations on the right of stockholders to remove directors.

In addition, Delaware law also imposes some restrictions on mergers and other business combinations between us and any holder of 15% or more of our outstanding common stock. These provisions apply even if the offer may be considered beneficial by some stockholders and could delay or prevent an acquisition that our Board of Directors determines is not in our and our stockholders' best interests.

Item 1B. Unresolved Staff Comments.

None.

Item 2. Properties.

We have 143 owned and leased properties, amounting to approximately 10.2 million square feet, around the world for sales and marketing, customer service, regulatory compliance, R&D, manufacturing and distribution, and administrative support functions. In many locations, operations are co-located to achieve synergies and operational efficiencies. Our largest R&D facility is our owned U.S. research and development site located in Kalamazoo, Michigan, which represents approximately 1.5 million square feet. None of our other non-manufacturing sites are more than 0.2 million square feet. The largest manufacturing site in our global manufacturing network is our manufacturing site located in Kalamazoo, Michigan, which represents approximately 0.6 million square feet. No other site in our global manufacturing network is more than 0.6 million square feet. In addition, our global manufacturing network will continue to be supplemented by approximately 200 CMOs.

Our corporate headquarters are currently located at 100 Campus Drive, Florham Park, New Jersey 07932. In 2015, we signed an office lease in Parsippany, New Jersey, and will be relocating our corporate headquarters in the second half of 2016. Our operations extend internationally to more than 60 countries. Under the transitional services agreement we entered into with Pfizer, Pfizer granted us continued access to certain of its premises occupied by our employees prior to the IPO. We currently lease space from Pfizer in 15 different locations globally, mainly in Europe.

We believe that our existing properties, as supplemented by sites operated by CMOs, including Pfizer, and access to Pfizer facilities provided under the transitional services agreement are adequate for our current requirements and for our operations in the foreseeable future.

Item 3. Legal Proceedings.

We are from time to time subject to claims and litigation arising in the ordinary course of business. These claims and litigation may include, among other things, allegations of violation of U.S. and foreign competition law, labor laws, consumer protection laws, and environmental laws and regulations, as well as claims or litigation relating to product liability, intellectual property, securities, breach of contract and tort. We operate in multiple jurisdictions and, as a result, a claim in one jurisdiction may lead to claims or regulatory penalties in other jurisdictions. We intend to defend vigorously against any pending or future claims and litigation.

At this time, in the opinion of management, the likelihood is remote that the impact of such proceedings, either individually or in the aggregate, would have a material adverse effect on our consolidated results of operations, financial condition or cash flows. However, one or more unfavorable outcomes in any claim or litigation against us could have a material adverse effect for the period in which they are resolved. In addition, regardless of their merits or their ultimate outcomes, such matters are costly, divert management's attention and may materially adversely affect our reputation, even if resolved in our favor.

Certain legal proceedings in which we are involved are discussed in Notes to Consolidated Financial Statements—*Note 18. Commitments and Contingencies*, and are incorporated by reference from such discussion.

Item 4. Mine Safety Disclosures.

Not applicable.

PART II

Item 5. Market for Registrant’s Common Equity, Related Stockholder Matters and Issuer Purchases of Equity Securities.

On January 31, 2013, our registration statement on Form S-1 (File No. 333-183254) was declared effective for the IPO, pursuant to which we registered the offering and sale of 99,015,000 shares of our Class A common stock, including 12,915,000 additional shares pursuant to the underwriters' option to purchase additional shares. The IPO was completed on February 6, 2013, at a public offering price of \$26.00 per share for an aggregate gross offering price of approximately \$2.57 billion.

Instead of selling shares of our Class A common stock directly to the underwriters for cash in the IPO, Pfizer first exchanged the shares of our Class A common stock to be sold in the IPO with certain of the underwriters, which we refer to, in such role, as the “debt-for-equity exchange parties,” for outstanding indebtedness of Pfizer held by the debt-for-equity exchange parties. The debt-for-equity exchange parties then sold shares to the underwriters for cash. This debt-for-equity exchange occurred on the settlement date of the IPO immediately prior to the settlement of the debt-for-equity exchange parties' sale of the shares to the underwriters.

We did not receive any proceeds from the sale of shares of our common stock by the debt-for-equity exchange parties, including any shares sold by the debt-for-equity exchange parties in connection with the exercise of the underwriters' option to purchase additional shares.

On June 24, 2013, an exchange offer was completed, whereby Pfizer shareholders exchanged a portion of Pfizer common stock for Zoetis common stock, resulting in the full separation of Zoetis and the disposal of Pfizer's entire ownership and voting interest in Zoetis and the conversion of all outstanding shares of Class B common stock to shares of our Class A common stock, which we now refer to as our common stock.

Shares of our common stock are traded on the NYSE (symbol ZTS).

The following table sets forth the high and low sales price of our common stock for each quarter presented below:

	High	Low
2014		
First Quarter	\$32.73	\$28.77
Second Quarter	\$33.05	\$28.14
Third Quarter	\$37.31	\$31.67
Fourth Quarter	\$45.24	\$34.16
2015		
First Quarter	\$47.92	\$42.29
Second Quarter	\$55.38	\$44.31
Third Quarter	\$50.39	\$37.73
Fourth Quarter	\$48.65	\$38.98

As of February 19, 2016, there were 497,155,532 shares of our common stock outstanding, held by 2,035 shareholders of record. Information about 5% beneficial owners of our common stock is incorporated by reference from the discussion under the heading *Ownership of Our Common Stock* in our 2016 Proxy Statement.

Additional information relating to our common stock is included in this Annual Report on Form 10-K in Notes to Consolidated Financial Statements—*Note 16. Stockholders' Equity*.

Purchases of Equity Securities by the Issuer

On November 18, 2014, we announced that our Board of Directors authorized the repurchase of up to \$500 million of our outstanding common stock. This program does not have a stated expiration date. Purchases of Zoetis shares may be made at the discretion of management, depending on market conditions and business needs. We repurchase shares pursuant to Rules 10b5-1 and 10b-18 under the Securities Exchange Act of 1934, as amended, through repurchase agreements established with several brokers. No share repurchases were made under this program during the year ended December 31, 2014.

Issuer purchases of equity securities for the three months ended December 31, 2015 were as follows:

	Issuer Purchases of Equity Securities			
	Total Number of Shares Purchased ^(a)	Average Price Paid Per Share	Total Number of Shares Purchased as Part of Publicly Announced Programs	Approximate Dollar Value of Shares that May Yet Be Purchased Under Plans or Programs
September 28 - October 25, 2015	387,760	\$42.35	375,754	\$335,960,457
October 26 - November 30, 2015	470,128	\$44.74	465,120	315,959,852
December 1 - December 31, 2015	327,770	\$46.47	324,295	300,880,414
Total	1,185,658	\$44.44	1,165,169	\$300,880,414

^(a) The company repurchased 20,489 shares during the three-month period ended December 31, 2015, that were not part of the publicly announced share repurchase authorization. These shares were purchased from employees to satisfy tax withholding requirements on the vesting of restricted shares from equity-based awards.

Dividend Policy, Declaration and Payment

During the years ended December 31, 2015 and 2014, we paid the following quarterly cash dividends per share on our common stock:

	2015	2014
First Quarter	\$0.083	\$0.072
Second Quarter	\$0.083	\$0.072
Third Quarter	\$0.083	\$0.072
Fourth Quarter	\$0.083	\$0.072

On December 16, 2015, our Board of Directors declared the 2016 first quarter dividend of \$0.095 per share to be paid on March 1, 2016, to holders of record on January 21, 2016. On February 19, 2016, our Board of Directors declared the 2016 second quarter dividend of \$0.095 per share to be paid on June 1, 2016, to holders of record on April 7, 2016.

The declaration and payment of dividends to holders of our common stock will be at the discretion of our Board of Directors in accordance with applicable law after taking into account various factors, including our financial condition, operating results, current and anticipated cash needs, cash flows available in the United States, impact on our effective tax rate, indebtedness, legal requirements and other factors that our Board of Directors deems relevant. In addition, the instruments governing our indebtedness may limit our ability to pay dividends. Therefore, no assurance is given that we will pay any dividends to our common stockholders or as to the amount of any such dividends if our Board of Directors determines to do so.

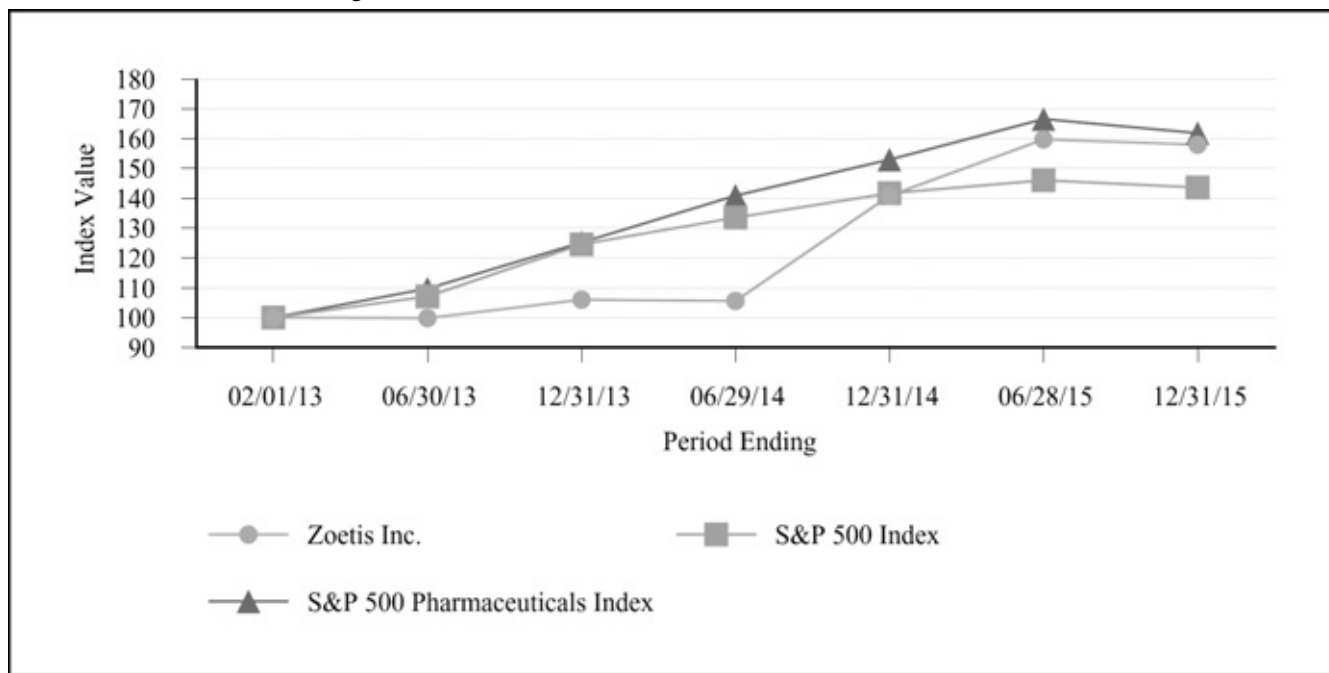
Because we are a holding company, our ability to pay cash dividends on our common stock will depend on the receipt of dividends or other distributions from certain of our subsidiaries.

Stock Performance Graph⁽¹⁾

The graph below compares the cumulative total shareholder return on an investment in our common stock, the S&P 500 Index and the S&P 500 Pharmaceuticals Index for the period from our initial public offering through the year ended December 31, 2015. The shareholder return shown on the graph is not necessarily indicative of future performance, and we do not make or endorse any predictions as to future shareholder returns.

The graph assumes the investment of \$100 on February 1, 2013, in our common stock, the S&P 500 Index and the S&P 500 Pharmaceuticals Index and assumes dividends, if any, are reinvested.

COMPARISON OF CUMULATIVE TOTAL RETURN
Among Zoetis Inc., the S&P 500 Index and the S&P 500 Pharmaceuticals Index



	February 1, 2013	June 30, 2013	December 31, 2013	June 29, 2014	December 31, 2014	June 28, 2015	December 31, 2015
Zoetis Inc.	\$100	\$99.81	\$106.07	\$105.56	\$140.84	\$159.73	\$157.98
S&P 500	\$100	\$107.14	\$124.61	\$133.55	\$141.67	\$146.06	\$143.63
S&P 500 Pharmaceuticals Index	\$100	\$109.67	\$125.16	\$140.83	\$152.97	\$166.53	\$161.82

⁽¹⁾ This section is not “soliciting material,” is not deemed “filed” with the SEC and is not to be incorporated by reference in any filing of Zoetis under the Securities Act of 1933, as amended, or the Exchange Act whether made before or after the date hereof and irrespective of any general incorporation language contained in any such filing.

Item 6. Selected Financial Data.

The following table sets forth our selected historical consolidated and combined financial data for the periods indicated.

The selected historical consolidated statements of income data for the years ended December 31, 2015, 2014 and 2013 and the selected historical consolidated balance sheet data as of December 31, 2015 and 2014 presented below have been derived from our audited consolidated financial statements included in *Item 8. Financial Statements and Supplementary Data*. The selected historical balance sheet data as of December 31, 2013, December 31, 2012 and December 31, 2011, presented below has been derived from our audited financial statements not included in this 2015 Annual Report. The revenue data for the years ended December 31, 2012 and 2011 is derived from our audited combined financial statements not included in this 2015 Annual Report.

Our consolidated and combined financial statements for the periods prior to the IPO include expense allocations for certain support functions that were provided on a centralized basis within Pfizer, such as expenses for business technology, facilities, legal, finance, human resources, and, to a lesser extent, business development, public affairs and procurement, among others, as well as certain manufacturing and supply costs incurred by manufacturing sites that were shared with other Pfizer business units, Pfizer's global external supply group and Pfizer's global logistics and support group. Pfizer does not routinely allocate these costs to any of its business units. These allocations were based on either a specific identification basis or, when specific identification is not practicable, proportional cost allocation methods (e.g., using third-party sales, headcount, animal health identified manufacturing costs, etc.), depending on the nature of the services and/or costs.

The financial statements included in this 2015 Annual Report may not be indicative of our future performance and do not necessarily reflect what our financial position and results of operations would have been had we operated as an independent public company during the periods presented prior to the IPO.

You should read the selected historical consolidated and combined financial data set forth below in conjunction with *Item 7. Management's Discussion and Analysis of Financial Condition and Results of Operations* and our consolidated financial statements and notes thereto included in *Item 8. Financial Statements and Supplementary Data*.

(MILLIONS, EXCEPT PER SHARE AMOUNTS)	Year Ended December 31, ^(a)				
	2015	2014	2013	2012	2011
Statement of income data:					
Revenue	\$ 4,765	\$ 4,785	\$ 4,561	\$ 4,336	\$ 4,233
Net income attributable to Zoetis	339	583	504	436	245
Balance sheet data:					
Total assets	\$ 7,913	\$ 6,588	\$ 6,536	\$ 6,262	\$ 5,711
Long-term obligations ^(b)	4,463	3,624	3,620	509	575
Other data (unaudited):					
Adjusted net income ^(c)	\$ 889	\$ 790	\$ 709	\$ 539	\$ 503
Earnings per share attributable to Zoetis Inc. stockholders^(d):					
Basic	\$ 0.68	\$ 1.16	\$ 1.01	\$ 0.87	\$ 0.49
Diluted	\$ 0.68	\$ 1.16	\$ 1.01	\$ 0.87	\$ 0.49
Weighted average shares outstanding (in thousands)^(d):					
Basic	499,707	501,055	500,002	500,000	500,000
Diluted	502,019	502,025	500,317	500,000	500,000

Certain amounts may reflect rounding adjustments.

- ^(a) Starting in 2015, includes the acquisitions of Pharmaq and certain assets from Abbott Animal Health. See Notes to Consolidated Financial Statements— *Note 5A. Acquisitions, Divestitures and Certain Investments: Acquisition of Pharmaq and Acquisition of Abbott Animal Health*.
- ^(b) In 2011 and 2012, primarily includes an allocation of Pfizer debt that was issued to partially finance the acquisition of Wyeth (including FDAH) in 2009. The debt has been allocated on a pro-rata basis using the deemed acquisition cost of FDAH as a percentage of the total acquisition cost of Wyeth.
- ^(c) Adjusted net income (a non-GAAP financial measure) is defined as reported net income attributable to Zoetis excluding purchase accounting adjustments, acquisition-related costs and certain significant items. Management uses adjusted net income, among other factors, to set performance goals and to measure the performance of the overall company, as described in *Item 7. Management's Discussion and Analysis of Financial Condition and Results of Operations—Adjusted net income*. We believe that investors' understanding of our performance is enhanced by disclosing this performance measure. Reconciliations of U.S. GAAP reported net income attributable to Zoetis to non-GAAP adjusted net income for the years ended December 31, 2015, 2014, and 2013 are provided in *Item 7. Management's Discussion and Analysis of Financial Condition and Results of Operations—Adjusted net income*. The adjusted net income measure is not, and should not be viewed as, a substitute for U.S. GAAP reported net income attributable to Zoetis.
- ^(d) The weighted average shares outstanding for both basic and diluted earnings per share for the years ended December 31, 2012 and 2011 were calculated using 500 million shares of common stock outstanding, which was the number of Zoetis Inc. shares outstanding at the time of the IPO, which was completed on February 6, 2013.

Item 7. Management’s Discussion and Analysis of Financial Condition and Results of Operations.

Introduction

Our management’s discussion and analysis of financial condition and results of operations (MD&A) is provided to assist readers in understanding our performance, as reflected in the results of our operations, our financial condition and our cash flows. This MD&A should be read in conjunction with our consolidated financial statements and notes to consolidated financial statements included in *Item 8. Financial Statements and Supplementary Data*. The discussion in this MD&A contains a description of our historical performance for periods in which we operated as a business unit of Pfizer, as well as forward-looking statements that involve substantial risks and uncertainties. Our future results could differ materially from historical performance and from those anticipated in the forward-looking statements as a result of various factors such as those discussed in *Item 1A. Risk Factors*, and in the *Comparability of historical results and our relationship with Pfizer* and *Forward-looking statements and factors that may affect future results* sections of this MD&A.

Overview of our business

We are a global leader in the discovery, development, manufacture and commercialization of animal health medicines and vaccines, with a focus on both livestock and companion animals. For more than 60 years, as a business unit of Pfizer Inc. (Pfizer) and since 2013, as an independent public company, we have been committed to enhancing the health of animals and bringing solutions to our customers who raise and care for them.

We manage our operations through two geographic operating segments. Within each of these operating segments, we offer a diversified product portfolio for both livestock and companion animal customers in order to capitalize on local and regional trends and customer needs. Our two operating segments are the United States (U.S.) and International. See Notes to Consolidated Financial Statements—*Note 19. Segment, Geographic and Other Revenue Information*.

We directly market our products to livestock producers and veterinarians located in approximately 45 countries across North America, Europe, Africa, Asia, Australia and South America, and are a market leader in nearly all of the major regions in which we operate. Through our efforts to establish an early and direct presence in many emerging markets, such as Brazil, China and Mexico, we believe we are the largest animal health medicines and vaccines business as measured by revenue across emerging markets as a whole. In markets where we do not have a direct commercial presence, we generally contract with distributors that provide logistics and sales and marketing support for our products.

We believe our investments in the industry’s largest sales organization, including our extensive network of technical and veterinary operations specialists, our high-quality manufacturing and reliability of supply, and our long track record of developing products that meet customer needs, has led to enduring and valued relationships with our customers. Our research and development (R&D) efforts enable us to deliver innovative products to address unmet needs and evolve our product lines so they remain relevant for our customers. Additionally, our management team’s focus on improving operational and cost efficiencies increases the likelihood of achieving our core growth strategies and enhancing long-term value for our shareholders.

A summary of our 2015 performance compared to the comparable 2014 and 2013 periods follows:

(MILLIONS OF DOLLARS)	Years Ended December 31,			% Change	
	2015	2014	2013	15/14	14/13
Revenue	\$ 4,765	\$ 4,785	\$ 4,561	—	5
Net income attributable to Zoetis	339	583	504	(42)	16
Adjusted net income ^(a)	889	790	709	13	11

^(a) Adjusted net income is a non-GAAP financial measure. See the *Adjusted net income* section of this MD&A for more information.

Our operating environment

Industry

The animal health industry, which focuses on both livestock and companion animals, is a growing industry that impacts billions of people worldwide. The primary livestock species for the production of animal protein are cattle (both beef and dairy), swine, poultry, sheep and fish. Livestock health and production are essential to meeting the growing demand for animal protein of a global population. Factors influencing growth in demand for livestock medicines and vaccines include:

- human population growth and increasing standards of living, particularly in many emerging markets;
- increasing demand for improved nutrition, particularly animal protein;
- natural resource constraints, such as scarcity of arable land, fresh water and increased competition for cultivated land, resulting in fewer resources that will be available to meet this increased demand for animal protein; and
- increased focus on food safety.

The primary companion animal species are dogs, cats and horses. Health professionals indicate that companion animals improve the physical and emotional well-being of pet owners. Factors influencing growth in demand for companion animal medicines and vaccines include:

- economic development and related increases in disposable income, particularly in many emerging markets;

- increasing pet ownership; and
- companion animals living longer, increasing medical treatment of companion animals and advances in companion animal medicines and vaccines.

Product development initiatives

Our future success depends on both our existing product portfolio and our pipeline of new products, including new products that we may develop through joint ventures and products that we are able to obtain through license or acquisition. We believe we are an industry leader in animal health R&D, with a track record of generating new products and product lifecycle innovation. The majority of our R&D programs focus on product lifecycle innovation, which is defined as R&D programs that leverage existing animal health products by adding new species or claims, achieving approvals in new markets or creating new combinations and reformulations.

Perceptions of product quality, safety and reliability

We believe that animal health medicines and vaccines customers value high-quality manufacturing and reliability of supply. The importance of quality and safety concerns to pet owners, veterinarians and livestock producers also contributes to animal health brand loyalty, which we believe often continues after the loss of patent-based and regulatory exclusivity. We depend on positive perceptions of the safety and quality of our products, and animal health products generally, by our customers, veterinarians and end-users.

The issue of the potential transfer of increased antibacterial resistance in bacteria from food-producing animals to human pathogens, and the causality of that transfer, continue to be the subject of global scientific and regulatory discussion. Antibacterials refer to small molecules that can be used to treat or prevent bacterial infections and are a sub-categorization of the products that make up our anti-infectives and medicated feed additives portfolios. In some countries, this issue has led to government restrictions and bans on the use of specific antibacterials in some food-producing animals, regardless of the route of administration (in feed or injectable). These restrictions are more prevalent in countries where animal protein is plentiful and governments are willing to take action even when there is scientific uncertainty. Our total revenue attributable to antibacterials for livestock was approximately \$1.3 billion for the year ended December 31, 2015.

We cannot predict whether antibacterial resistance concerns will result in additional restrictions or bans, expanded regulations or public pressure to discontinue or reduce use of antibacterials in food-producing animals.

The overall economic environment

In addition to industry-specific factors, we, like other businesses, face challenges related to global economic conditions. Growth in both the livestock and companion animal sectors is driven by overall economic development and related growth, particularly in many emerging markets. In recent years, certain of our customers and suppliers have been affected directly by economic downturns, which decreased the demand for our products and, in some cases, hindered our ability to collect amounts due from customers.

The cost of medicines and vaccines to our livestock producer customers is small relative to other production costs, including feed, and the use of these products is intended to improve livestock producers' economic outcomes. As a result, demand for our products has historically been more stable than demand for other production inputs. Similarly, industry sources have reported that pet owners indicated a preference for reducing spending on other aspects of their lifestyle, including entertainment, clothing and household goods, before reducing spending on pet care. While these factors have mitigated the impact of recent downturns in the global economy, further economic challenges could increase cost sensitivity among our customers, which may result in reduced demand for our products, which could have a material adverse effect on our operating results and financial condition.

Competition

The animal health industry is competitive. Although our business is the largest by revenue in the animal health medicines and vaccines industry, we face competition in the regions in which we operate. Principal methods of competition vary depending on the particular region, species, product category or individual product. Some of these methods include new product development, quality, price, service and promotion to veterinary professionals, pet owners and livestock producers. Our competitors include the animal health businesses of large pharmaceutical companies and specialty animal health businesses. There are also several new start-up companies working in the animal health area. In addition to competition from established market participants, there could be new entrants to the animal health medicines and vaccines industry in the future. In certain markets, we also compete with companies that produce generic products, but the level of competition from generic products varies from market to market. For example, the level of generic competition is higher in Europe and certain emerging markets than in the United States.

Weather conditions and the availability of natural resources

The animal health industry and demand for many of our animal health products in a particular region are affected by weather conditions, as usage of our products follows varying weather patterns and weather-related pressures from pests, such as ticks. As a result, we may experience regional and seasonal fluctuations in our results of operations.

In addition, veterinary hospitals and practitioners depend on visits from and access to the animals under their care. Veterinarians' patient volume and ability to operate could be adversely affected if they experience prolonged snow, ice or other severe weather conditions, particularly in regions not accustomed to sustained inclement weather. Furthermore, livestock producers depend on the availability of natural resources, including large supplies of fresh water. Their animals' health and their ability to operate could be adversely affected if they experience a shortage of fresh water due to human population growth or floods, droughts or other weather conditions. In the event of adverse weather conditions or a shortage of fresh water, veterinarians and livestock producers may purchase less of our products.

For example, drought conditions could negatively impact, among other things, the supply of corn and the availability of grazing pastures. A decrease in harvested corn results in higher corn prices, which could negatively impact the profitability of livestock producers of cattle, pork and poultry. Higher corn prices and reduced availability of grazing pastures contribute to reductions in herd or flock sizes that in turn result in less spending on animal health products. As such, a prolonged drought could have a material adverse impact on our operating results and financial condition. Factors

influencing the magnitude and timing of effects of a drought on our performance include, but may not be limited to, weather patterns and herd management decisions.

Disease outbreaks

Sales of our livestock products could be adversely affected by the outbreak of disease carried by animals. Outbreaks of disease may reduce regional or global sales of particular animal-derived food products or result in reduced exports of such products, either due to heightened export restrictions or import prohibitions, which may reduce demand for our products. Also, the outbreak of any highly contagious disease near our main production sites could require us to immediately halt production of our products at such sites or force us to incur substantial expenses in procuring raw materials or products elsewhere. Alternatively, sales of products that treat specific disease outbreaks may increase.

For example, from December 2014 through June 2015, highly pathogenic H5 avian influenza virus infections were reported in domestic poultry, captive birds and wild birds in the United States, with a majority of confirmed infections occurring in backyard and commercial poultry flocks. The egg and turkey industry were the most impacted by this occurrence of avian influenza. USDA surveillance indicates that more than 48 million birds were affected (either infected or exposed) in at least 20 states. Although no new H5 avian influenza infections have been detected in the United States since June 2015, an outbreak of highly pathogenic H7 avian influenza was reported in a single turkey flock in Indiana in January 2016, and both forms of the virus continue to pose a threat to the poultry industry. It is important to note that human infection with avian influenza viruses has not occurred from eating properly cooked poultry or poultry products. We are closely monitoring the developments as this situation unfolds and the impact on our 2015 global revenue was not significant.

Manufacturing and supply

In order to sell our products, we must be able to produce and ship our products in sufficient quantities. Many of our products involve complex manufacturing processes and are sole-sourced from certain manufacturing sites. Minor deviations in our manufacturing or logistical processes, such as temperature excursions or improper package sealing, could result in delays, inventory shortages, unanticipated costs, product recalls, product liability and/or regulatory action. In addition, a number of factors could cause production interruptions that could result in launch delays, inventory shortages, recalls, unanticipated costs or issues with our agreements under which we supply third parties.

Our manufacturing network may be unable to meet the demand for our products or we may have excess capacity if demand for our products changes. The unpredictability of a product's regulatory or commercial success or failure, the lead time necessary to construct highly technical and complex manufacturing sites, and shifting customer demand increase the potential for capacity imbalances.

Foreign exchange rates

Significant portions of our revenue and costs are exposed to changes in foreign exchange rates. Our products are sold in more than 100 countries and, as a result, our revenue is influenced by changes in foreign exchange rates. For the year ended December 31, 2015, approximately 47% of our revenue was denominated in foreign currencies. We seek to manage our foreign exchange risk, in part, through operational means, including managing same-currency revenue in relation to same-currency costs and same-currency assets in relation to same-currency liabilities. As we operate in multiple foreign currencies, including the euro, Brazilian real, Canadian dollar, Australian dollar and other currencies, changes in those currencies relative to the U.S. dollar will impact our revenue, cost of goods and expenses, and consequently, net income. Exchange rate fluctuations may also have an impact beyond our reported financial results and directly impact operations. These fluctuations may affect the ability to buy and sell our goods and services between markets impacted by significant exchange rate variances. For the year ended December 31, 2015, approximately 53% of our total revenue was in U.S. dollars. Our year-over-year revenue growth was unfavorably impacted by 8% from changes in foreign currency values relative to the U.S. dollar.

On February 10, 2015, the Venezuelan government announced that they would continue to operate with a three-tier exchange rate system. In addition, they announced that the primary rate of 6.3 bolivars to the U.S. dollar would remain in place for imports that are deemed essential. A new free-floating rate (SIMADI) replaced the existing third-tier rate (SICAD II). As of December 31, 2015, the Venezuelan bolivar to U.S. dollar exchange rates were the CENCOEX official rate of 6.3; the SICAD I rate of 13.5; and the SIMADI rate of 199.

Through the fourth quarter of 2015, we used the CENCOEX official rate of 6.3 to report our Venezuela financial position, results of operations and cash flows. In the fourth quarter of 2015, upon evaluation of evolving economic conditions in Venezuela and our expectation of Venezuela's responses to changes in its economy, continued volatility, and the fact that we have not received any approved payments from Venezuela for transactions at the CENCOEX official rate of 6.3 per U.S. dollar in 2015, we determined that our outstanding Venezuelan bolivar-denominated net monetary assets are no longer expected to be settled at the CENCOEX official rate of 6.3, but rather at the SIMADI rate of 199. On November 30, 2015, we recorded a net remeasurement loss of \$89 million on bolivar-denominated net monetary assets, primarily related to cash deposits in Venezuela, using the SIMADI rate of 199 bolivars to the U.S. dollar, and this rate will be used prospectively. We believe this best represents the estimate of the U.S. dollar amount that will ultimately be collected. Additionally, the company recorded a lower of cost or market adjustment to inventory of \$4 million, and asset impairment charges of \$3 million.

In February 2014, the Venezuelan government issued a Law on Fair Pricing, establishing a maximum profit margin of 30%. At the time of its issuance, there was uncertainty as to how the law would be interpreted and applied. The Venezuelan government also recently issued new regulations relating to the publication of these fair prices to consumers. While we believe we are currently fully compliant with this new law, it is uncertain how this law may be interpreted and enforced in the future.

The actions of the Venezuelan government described above relating to currency and to the interpretation and enforcement of the Law on Fair Pricing and associated regulations, as well as other potential actions by the Venezuelan government in response to economic uncertainties could impact the recoverability of our investment in Venezuela, which could result in additional charges and, under extreme circumstances, could impact our ability to continue to operate in the country in the same manner as we have historically.

Based on all of the factors noted above, in the second quarter of 2015, we decided to decrease our activity in Venezuela in 2015 and will further decrease it in 2016. As a result, our revenue for the year ended November 30, 2015, was approximately \$65 million, as compared with \$77 million for the year ended November 30, 2014.

As of November 30, 2015, as a result of the revaluation and other charges, our net monetary assets were \$3 million in Venezuela.

On February 17, 2016, the Venezuela government made an announcement that the three-tier exchange rate system existing in the country has changed to a dual system (official rate and SIMADI rate). Additionally, the official rate was devalued from 6.3 to 10 Venezuelan bolivars per U.S. dollar.

Operational efficiency program

During 2015, we launched a comprehensive operational efficiency program, which was incremental to the previously announced supply network strategy. These initiatives have focused on reducing complexity in our product portfolios through the elimination of approximately 5,000 product stock keeping units (SKUs), changing our selling approach in certain markets, reducing our presence in certain countries and planning to sell or exit ten manufacturing sites over the long term. As of December 31, 2015, we entered into an agreement to divest three U.S manufacturing sites and in January 2016, we announced agreements to sell manufacturing facilities in India and Taiwan. We are also continuing to optimize our resource allocation and efficiency by reducing resources associated with non-customer facing activities and operating more efficiently as a result of less internal complexity and more standardization of processes.

As part of this initiative, we expect to reduce certain positions through divestitures, normal attrition and involuntary terminations by approximately 2,000 to 2,500, subject to consultations with works councils and unions in certain countries. As of December 31, 2015, approximately 1,200 positions have been eliminated and additional reductions are expected primarily over the next nine to twelve months.

For additional information, see Notes to Consolidated Financial Statements— *Note 5B. Acquisitions, Divestitures and Certain Investments: Divestitures*, *Note 6. Restructuring Charges and Other Costs Associated with Acquisitions and Cost-Reduction/Productivity Initiatives* and *Note 22. Subsequent Events*.

Recent developments

On January 5, 2016, we announced a business transfer agreement with the India-based pharmaceutical company Zydus Cadila (Cadila Healthcare Ltd.) to sell our manufacturing site in Haridwar, India. The agreement also includes the divestment of a portfolio of our products in conjunction with our comprehensive operational efficiency program. These products include medicated feed additives, anti-infectives, parasiticides, and nutritionals for livestock, sold primarily in India. This transaction was subsequently completed on February 17, 2016. We received approximately \$28 million in cash, subject to working capital adjustments. This site was included within held for sale classification as of December 31, 2015. For additional information, see Notes to Consolidated Financial Statements— *Note 5B. Acquisitions, Divestitures and Certain Investments: Divestitures*.

On January 11, 2016, the European Commission (EC) issued a press release announcing its conclusion that selective tax advantages granted by Belgium under its "excess profit" tax scheme constitute illegal state aid and ordering the Belgian authorities to recover benefits from taxpayers who are parties to an Excess Profit Ruling (EPR) agreement. The EC's decision, once published, can be challenged before the Court of Justice of the European Union by Belgium, other Member States, and other parties who are directly and individually concerned, such as the company. As a result of the decision, the company expects to record a net charge in the first quarter of 2016 of up to \$45 million. This does not include any benefits associated with a successful appeal of the decision, nor does it reflect guidance we expect to receive from the Belgian government on the methodology and timing of the recovery of prior tax benefits. The net charge of up to \$45 million relates to recovery of benefits for the periods 2013 through 2015 offset by the revaluation of the company's deferred tax assets and liabilities using the rates expected to be in place at the time of the reversal.

On January 14, 2016, we announced a share purchase agreement with Yung Shin Pharmaceutical Industrial Co., Ltd., a pharmaceutical company with an animal health business and headquarters in Taiwan, to divest our 55 percent ownership share of our Taiwan joint venture including our manufacturing site in Hsinchu, Taiwan. The agreement also includes the divestment of a portfolio of products in conjunction with our comprehensive operational efficiency program. These products include medicated feed additives, anti-infective medicines and nutritional premixes for livestock, sold primarily in Taiwan and in international markets. Under the agreement, Zoetis will receive approximately \$13 million in cash. We expect to complete the transaction in the second quarter of 2016, pending the successful completion of customary regulatory review in Taiwan. The assets and liabilities of the joint venture were included within held for sale classification as of December 31, 2015. For additional information, see Notes to Consolidated Financial Statements—*Note 5B. Acquisitions, Divestitures and Certain Investments: Divestitures*.

On February 12, 2016, we completed the sale to Huvepharma NV (Huvepharma) of two of our manufacturing sites in the United States: Laurinburg, North Carolina, and Longmont, Colorado. Huvepharma also assumed the assets and operations and the lease of our manufacturing and distribution site in Van Buren, Arkansas. See Notes to Consolidated Financial Statements—*Note 5B. Acquisitions, Divestitures and Certain Investments: Divestitures* for additional information regarding the terms of the sale. These sites were included within held for sale classification as of December 31, 2015. These site exits represent three of the ten sites we plan to exit as part of our operational efficiency program. We received \$48 million in initial cash consideration, including \$8 million related to transferred inventory, and expect to receive additional cash consideration for inventory transfers once certain conditions are met.

Our growth strategies

We seek to enhance the health of animals and to bring solutions to our customers who raise and care for them. We have a global presence in both developed and emerging markets and we intend to grow our business by pursuing the following core strategies:

- **leverage our direct local presence and strong customer relationships**—Through our direct selling commercial model, we can deepen our understanding of our customers’ businesses and can encourage the adoption of more sophisticated animal health products;
- **further penetrate emerging markets**—We seek to maximize our presence where economic development is driving increased demand for animal protein and increased demand for and spending on companion animals;
- **pursue new product research and development and value-added product lifecycle innovation to extend our product portfolio**—New product R&D and product lifecycle innovation enable us to deliver products to address unmet needs and evolve our product lines so they remain relevant for our customers. We leverage our strong direct presence in many regions and cost-effectively develop new products;
- **remain the partner of choice for access to new products and technologies**—We support cutting-edge research and secure the right to develop and commercialize new products and technologies;
- **continue to provide high-quality products and improve manufacturing production margins**—We believe our manufacturing and supply chain provides us with a global platform for continued expansion, including in emerging markets, and that our quality and reliability differentiate us from our competitors; and
- **expand into complementary businesses to become a more complete, trusted partner in providing solutions**—We believe we have the potential to generate incremental and complementary revenue, in the areas of diagnostics, genetics, devices, dairy data management, e-learning and professional consulting, which could also enhance the loyalty of our customer base and may lead to increased product sales.

Components of revenue and costs and expenses

Our revenue, costs and expenses are reported for the year ended December 31 for each year presented, except for operations outside the United States, for which the financial information is included in our consolidated financial statements for the fiscal year ended November 30 for each year presented.

Revenue

Our revenue is primarily derived from our diversified product portfolio of medicines and vaccines used to treat and protect livestock and companion animals. Generally, our products are promoted to veterinarians and livestock producers by our sales organization which includes sales representatives and technical and veterinary operations specialists, and then sold directly by us or through distributors. The depth of our product portfolio enables us to address the varying needs of customers in different species and geographies. In 2015, our top selling product line, the ceftiofur line, contributed approximately 8% of our revenue. The ceftiofur line and our next two top selling products, Revolution and Draxxin, contributed approximately 21% of our revenue. Our top ten selling product lines contributed approximately 38% of our revenue. For additional information regarding our products, including descriptions of our product lines that each represented approximately 1% or more of our revenue in 2015, see *Item 1. Business—Products*.

Costs and expenses

Costs of sales consist primarily of cost of materials, facilities and other infrastructure used to manufacture our medicine and vaccine products and royalty expenses associated with the intellectual property of our products, when relevant.

Selling, general and administrative (SG&A) expenses consist of, among other things, the internal and external costs of marketing, promotion, advertising and shipping and handling as well as certain costs related to business technology, facilities, legal, finance, human resources, business development, public affairs and procurement.

Research and development (R&D) expenses consist primarily of project costs specific to new product R&D and product lifecycle innovation, overhead costs associated with R&D operations and investments that support local market clinical trials for approved indications and expenses related to regulatory approvals for our products. We do not disaggregate R&D expenses by research stage or by therapeutic area for purposes of managing our business.

Amortization of intangible assets consists primarily of the amortization expense for identifiable finite-life intangible assets that have been acquired through business combinations. These assets consist of, but are not limited to, developed technology, brands and trademarks.

Restructuring charges and certain acquisition-related costs consist of all restructuring charges (those associated with acquisition activity and those associated with cost reduction/productivity initiatives), as well as costs associated with acquiring and integrating businesses. Restructuring charges are associated with employees, assets and activities that will not continue in the company. Acquisition-related costs are associated with acquiring and integrating acquired businesses, such as Pharmaq Holding AS and Abbott Animal Health (AAH) in 2015, the King Animal Health (KAH) business in 2011 and the Fort Dodge Animal Health (FDAH) business acquired as part of Pfizer's acquisition of Wyeth in 2009, and may include transaction costs and expenditures for consulting and the integration of systems and processes.

Other (income)/deductions—net consist primarily of various items including net (gains)/losses on asset disposals, royalty-related income, foreign exchange translation (gains)/losses and certain asset impairment charges.

Comparability of historical results and our relationship with Pfizer

Prior to the Separation, the combined financial statements were derived from the consolidated financial statements and accounting records of Pfizer and included allocations for direct costs and indirect costs attributable to the operations of the animal health business of Pfizer. The pre-Separation financial statements and activities do not purport to reflect what the results of operations, comprehensive income/(loss), financial position, equity or cash flows would have been had we operated as an independent public company during the periods presented.

For a detailed description of the basis of presentation and an understanding of the limitations of the predictive value of the historical combined financial statements, see Notes to Consolidated Financial Statements—*Note 3. Basis of Presentation*.

Our historical expenses are not necessarily indicative of the expenses we currently incur as an independent public company. With respect to support functions, for example, for the periods prior to the IPO, our historical combined financial statements include expense allocations for certain support functions that were provided on a centralized basis within Pfizer, such as expenses for business technology, facilities, legal, finance, human resources, and, to a lesser extent, business development, public affairs and procurement, among others. As part of the Separation, pursuant to agreements with Pfizer, Pfizer provides us with some of the services related to these functions on a transitional basis in exchange for agreed-upon fees, and we are incurring other costs to replace the services and resources that will not be provided by Pfizer.

We have also incurred certain nonrecurring costs related to becoming an independent public company, including new branding (which includes changes to the manufacturing process for required new packaging), the creation of standalone systems and infrastructure, the accelerated vesting of certain Pfizer equity awards and associated cash payment related thereto, site separation and certain legal registration and patent assignment costs.

Some of our products are manufactured at sites that were retained by Pfizer or that are operated by Pfizer under a sale-leaseback arrangement. In 2013, pursuant to the master manufacturing and supply agreement with Pfizer, we began purchasing these products from Pfizer. Under the master manufacturing and supply agreement, our supply price is Pfizer's costs plus a percentage markup. Subject to limited exceptions, during the two years following the completion of the IPO (from February 6, 2013, through February 5, 2015), the markup was 0% and, for the remainder of the term of the agreement, the markup will be 15%. The cost of each Pfizer-supplied product is subject to annual review. The pre-Separation period included in the consolidated statement of income for the year ended December 31, 2013 included allocations of certain manufacturing and supply costs incurred by the manufacturing sites that would not have been charged to us under the master manufacturing and supply agreement with Pfizer had such agreement been in effect in the periods presented, such as operating variances, as well as purchase price and volume variances under a certain threshold. In connection with the IPO, we and Pfizer have entered into certain agreements that provide a framework for our ongoing relationship with Pfizer. See Notes to Consolidated Financial Statements—*Note 20B. Transactions and Agreements with Pfizer: Agreements with Pfizer*.

Following the IPO, the equity awards previously granted to our employees by Pfizer continued to vest, and service with Zoetis counted as service with Pfizer for equity award purposes. On June 24, 2013, Pfizer completed the Exchange Offer whereby Pfizer disposed of all shares of Zoetis common stock owned by Pfizer. Pfizer accelerated the vesting of, and in some cases the settlement of, on a pro-rata basis, outstanding Pfizer restricted stock units (RSUs), Total Shareholder Return Units (TSRUs) and Performance Share Awards (PSAs) previously granted to our employees, subject, in each case, to the requirements of Section 409A of the U.S. Internal Revenue Code, the terms of the 2004 Pfizer Stock Plan and the applicable award agreements and any outstanding deferral elections. In addition, unvested Pfizer stock options previously granted to our employees accelerated in full, and our employees generally have the ability to exercise the stock options until the earlier of (i) June 23, 2016 (three years from Pfizer's completion of the Exchange Offer), (ii) termination of their employment from Zoetis or (iii) the expiration date of the stock option. Zoetis employees who held Pfizer stock options and were retirement eligible as of June 24, 2013, will have the full term of the stock option to exercise.

The accelerated vesting of the outstanding Pfizer stock options, and the settlement, on a pro-rata basis, of other Pfizer equity awards, resulted in the recognition of additional expense for the year ended December 31, 2013, of \$9 million, which is included in stock-based compensation. The unvested portion of Pfizer RSUs, TSRUs and PSAs were forfeited as of the completion of the Exchange Offer. In the third quarter of 2013, Zoetis made a cash payment of approximately \$20 million to certain non-executive Zoetis employees, based on the value of the employees' forfeited Pfizer RSUs, TSRUs and PSAs (as applicable). This amount is included in the consolidated statement of income as additional compensation expense for the year ended December 31, 2013. Members of the Zoetis Executive Team did not receive a cash payment for any forfeited Pfizer RSUs, TSRUs and PSAs, but instead, in the third quarter of 2013, were granted Zoetis RSUs which were equivalent in value and vest on the same date as their forfeited Pfizer RSUs, TSRUs and PSAs.

Recent significant acquisitions

The assets, liabilities, operating results and cash flows of acquired businesses are included in our results commencing from their respective acquisition dates.

On November 9, 2015, we completed the acquisition of Pharmaq, a privately held Norwegian company. We acquired 100% of the issued share capital of Pharmaq for an aggregate cash purchase price of \$765 million, adjusted to reflect cash, working capital and net indebtedness as of the closing date for net cash consideration transferred to the seller of \$668 million. The acquisition expands the Zoetis aquaculture portfolio, which is the fastest growing animal health market.

On February 10, 2015, we completed the purchase of certain assets of Abbott Animal Health (AAH), a subsidiary of Abbott Laboratories (Abbott). AAH is a companion animal health business focused on the veterinary surgical suite. The purchase expands our companion animal product portfolio to include veterinarian solutions for anesthesia, pain management, and the diagnosis of diabetes.

The \$254 million purchase price included net cash of \$229 million and an additional contingent payment of \$25 million which was due to Abbott within one year of the acquisition date, subject to certain deductions in the event of sales disruptions due to supply issues. The range of undiscounted amounts that Zoetis could pay pursuant to this contingent consideration arrangement was between zero and \$25 million, with an acquisition date fair value of \$22 million. The company submitted a \$25 million payment to Abbott in February 2016.

For additional information, see Notes to Consolidated Financial Statements—*Note 5A. Acquisitions, Divestitures and Certain Investments: Acquisition of Pharmaq and Acquisition of Abbott Animal Health*.

Agreements with Pfizer

On February 6, 2013, we entered into a transitional services agreement with Pfizer whereby Pfizer agreed to provide us with various corporate support services. This agreement has a service commencement date of January 1, 2013, in the United States and December 1, 2012 for our international locations. In addition, on October 1, 2012, we entered into a master manufacturing and supply agreement with Pfizer on October 1, 2012, whereby we and Pfizer agreed to manufacture and supply products to each other commencing January 1, 2013. See Notes to Consolidated Financial Statements— *Note 20B. Transactions and Agreements with Pfizer: Agreements with Pfizer* for more information related to these and other agreements, including the related costs.

Significant accounting policies and application of critical accounting estimates

In presenting our financial statements in conformity with U.S. GAAP, we are required to make estimates and assumptions that affect the reported amounts of assets, liabilities, revenue, costs and expenses and related disclosures. For a description of our significant accounting policies, see Notes to Consolidated Financial Statements— *Note 4. Significant Accounting Policies*.

We believe that the following accounting policies are critical to an understanding of our consolidated financial statements as they require the application of the most difficult, subjective and complex judgments and, therefore, could have the greatest impact on our financial statements: (i) fair value; (ii) revenue; (iii) asset impairment reviews; and (iv) contingencies.

Below are some of our more critical accounting estimates. See also Notes to Consolidated Financial Statements— *Note 4. Significant Accounting Policies— Estimates and Assumptions* for a discussion about the risks associated with estimates and assumptions.

Fair value

For a discussion about the application of fair value to our long-term debt and financial instruments, see Notes to Consolidated Financial Statements— *Note 10. Financial Instruments*.

For a discussion about the application of fair value to our business combinations, see Notes to Consolidated Financial Statements— *Note 5. Acquisitions, Divestitures and Certain Investments*.

For a discussion about the application of fair value to our asset impairment reviews, see *Asset impairment reviews* below.

Revenue

Our gross product revenue is subject to deductions that are generally estimated and recorded in the same period that the revenue is recognized and primarily represents sales returns and revenue incentives. For example:

- for sales returns, we perform calculations in each market that incorporate the following, as appropriate: local returns policies and practices; returns as a percentage of revenue; an understanding of the reasons for past returns; estimated shelf life by product; an estimate of the amount of time between shipment and return or lag time; and any other factors that could impact the estimate of future returns, product recalls, discontinuation of products or a changing competitive environment; and
- for revenue incentives, we use our historical experience with similar incentives programs to estimate the impact of such programs on revenue.

If any of our ratios, factors, assessments, experiences or judgments are not indicative or accurate predictors of our future experience, our results could be materially affected. Although the amounts recorded for these revenue deductions are dependent on estimates and assumptions, historically our adjustments to actual results have not been material. The sensitivity of our estimates can vary by program, type of customer and geographic location.

Amounts recorded for revenue deductions can result from a complex series of judgments about future events and uncertainties and can rely on estimates and assumptions. For further information about the risks associated with estimates and assumptions, see Notes to Consolidated Financial Statements— *Note 4. Significant Accounting Policies: Estimates and Assumptions*.

Asset impairment reviews

We review all of our long-lived assets for impairment indicators throughout the year and we perform detailed testing whenever impairment indicators are present. In addition, we perform impairment testing for goodwill and indefinite-lived assets at least annually. When necessary, we record charges for impairments of long-lived assets for the amount by which the fair value is less than the carrying value of these assets.

Our impairment review processes are described below and in Notes to Consolidated Financial Statements— *Note 4. Significant Accounting Policies: Amortization of Intangible Assets, Depreciation and Certain Long-Lived Assets* and, for deferred tax assets, in *Note 4. Significant Accounting Policies: Deferred Tax Assets and Liabilities and Income Tax Contingencies*.

Examples of events or circumstances that may be indicative of impairment include:

- a significant adverse change in the extent or manner in which an asset is used. For example, restrictions imposed by the regulatory authorities could affect our ability to manufacture or sell a product, and
- a projection or forecast that demonstrates losses or reduced profits associated with an asset. This could result, for example, from the introduction of a competitor's product that results in a significant loss of market share or the inability to achieve the previously projected revenue growth, or from the lack of acceptance of a product by customers.

Our impairment reviews of most of our long-lived assets depend on the determination of fair value, as defined by U.S. GAAP, and these judgments can materially impact our results of operations. A single estimate of fair value can result from a complex series of judgments about future events and

uncertainties and can rely on estimates and assumptions. For information about the risks associated with estimates and assumptions, see Notes to Consolidated Financial Statements—*Note 4. Significant Accounting Policies: Estimates and Assumptions*.

Intangible assets other than goodwill

We test indefinite-lived intangible assets for impairment at least annually, or more frequently if impairment indicators exist, by first assessing qualitative factors to determine whether it is more likely than not that the fair value of the indefinite-lived intangible asset is less than its carrying amount. If we conclude it is more likely than not that the fair value is less than the carrying amount, a quantitative test that compares the fair value of the indefinite-lived intangible asset with its carrying value is performed. If the fair value is less than the carrying amount, an impairment loss is recognized.

As a result of our overall intangible asset impairment review, we recognized a number of impairments of identifiable intangible assets other than goodwill.

We recorded the following identifiable intangible asset impairment charges in *Restructuring charges and certain acquisition-related costs* and *Other (income)/deductions—net*, as applicable:

- In 2015, the intangible asset impairment charges reflect (i) approximately \$27 million of developed technology rights due to product rationalization decisions associated with our operational efficiency initiative; and (ii) approximately \$2 million of acquired in-process research and development (IPR&D) assets related to the termination of a canine oncology project.
- In 2014, the intangible asset impairment charges reflect (i) approximately \$6 million of IPR&D assets related to a pharmaceutical product for dogs acquired with the FDAH acquisition in 2009, as a result of the termination of the development program due to a re-assessment of economic viability; and (ii) approximately \$1 million related to finite-lived developed technology rights and IPR&D due to negative market conditions and the re-assessment of economic viability.
- In 2013, the intangible asset impairment charges reflect (i) approximately \$2 million of finite-lived developed technology rights due to a re-assessment of economic viability; (ii) approximately \$2 million of finite-lived developed technology rights and IPR&D as a result of exiting a combined manufacturing and R&D facility; and (iii) approximately \$2 million related to acquired IPR&D as a result of the termination of certain development programs due to a re-assessment of their economic viability.

When we are required to determine the fair value of intangible assets other than goodwill, we use an income approach, specifically the multi-period excess earnings method, also known as the discounted cash flow method. We start with a forecast of all the expected net cash flows associated with the asset, which includes the application of a terminal value for indefinite-lived assets, and then we apply an asset-specific discount rate to arrive at a net present value amount. Some of the more significant estimates and assumptions inherent in this approach include: the amount and timing of the projected net cash flows, which includes the expected impact of competitive, legal and/or regulatory forces on the projections, the impact of technological risk associated with IPR&D assets, as well as the selection of a long-term growth rate; the discount rate, which seeks to reflect the risks inherent in the projected cash flows; foreign currency fluctuations; and the tax rate, which seeks to incorporate the geographic diversity of the projected cash flows.

While all identifiable intangible assets can be impacted by events and thus lead to impairment, in general, identifiable intangible assets that are at the highest risk of impairment include IPR&D assets (approximately \$138 million as of December 31, 2015). IPR&D assets are higher-risk assets because R&D is an inherently risky activity.

For a description of our accounting policy, see Notes to Consolidated Financial Statements—*Note 4. Significant Accounting Policies: Amortization of Intangible Assets, Depreciation and Certain Long-Lived Assets*.

Goodwill

Goodwill represents the excess of the consideration transferred over the fair value of net assets of businesses purchased and is assigned to reporting units. We test goodwill for impairment on at least an annual basis, or more frequently if impairment indicators exist, either by assessing qualitative factors to determine whether it is more likely than not that the fair value of a reporting unit is less than its carrying amount or by performing a quantitative assessment.

Factors considered in the qualitative assessment include general macroeconomic conditions, conditions specific to the industry and market, cost factors which could have a significant effect on earnings or cash flows, the overall financial performance of the reporting unit, and whether there have been sustained declines in our share price. Additionally, we evaluate the extent to which the fair value exceeded the carrying value of the reporting unit at the date of the last quantitative assessment performed.

When performing a quantitative assessment to test for goodwill impairment we utilize the income approach, which is forward-looking, and relies primarily on internal forecasts. Within the income approach, the method that we use is the discounted cash flow method. We start with a forecast of all the expected net cash flows associated with the reporting unit, which includes the application of a terminal value, and then apply a reporting unit-specific discount rate to arrive at a net present value. Some of the more significant estimates and assumptions inherent in this approach include: the amount and timing of the projected net cash flows, which includes the expected impact of technological risk and competitive, legal and/or regulatory forces on the projections, as well as the selection of a long-term growth rate; the discount rate, which seeks to reflect the various risks inherent in the projected cash flows; and the tax rate, which seeks to incorporate the geographic diversity of the projected cash flows.

In 2015 and 2014, we quantitatively assessed, as of September 27, 2015, and September 28, 2014, respectively, the fair value of each of our reporting units using the income approach. The fair value of each reporting unit was found to exceed its respective carrying value, therefore no impairments were recorded.

For all of our reporting units, there are a number of future events and factors that may impact future results and that could potentially have an impact on the outcome of subsequent goodwill impairment testing. For a list of these factors, see *Forward-looking statements and factors that may affect future results*.

For a description of our accounting policy, see Notes to Consolidated Financial Statements— *Note 4. Significant Accounting Policies: Amortization of Intangible Assets, Depreciation and Certain Long-Lived Assets*.

Contingencies

For a discussion about income tax contingencies, see Notes to Consolidated Financial Statements— *Note 9D. Tax Matters: Tax Contingencies*.

For a discussion about legal contingencies, guarantees and indemnifications, see Notes to Consolidated Financial Statement— *Note 18. Commitments and Contingencies*.

Analysis of the consolidated statements of income

The following discussion and analysis of our consolidated statements of income should be read along with our consolidated financial statements, and the notes thereto. For more information on the carve-out basis of presentation for the periods prior to the IPO, see Notes to Consolidated Financial Statements—*Note 3. Basis of Presentation*.

(MILLIONS OF DOLLARS)	Year Ended December 31,			% Change	
	2015	2014	2013	15/14	14/13
Revenue	\$ 4,765	\$ 4,785	\$ 4,561	—	5
Costs and expenses:					
Cost of sales ^(a)	1,738	1,717	1,669	1	3
% of revenue	36%	36%	37%		
Selling, general and administrative expenses ^(a)	1,532	1,643	1,613	(7)	2
% of revenue	32%	34%	35%		
Research and development expenses ^(a)	364	396	399	(8)	(1)
% of revenue	8%	8%	9%		
Amortization of intangible assets	61	60	60	2	—
Restructuring charges and certain acquisition-related costs	320	25	26	*	(4)
Interest expense, net of capitalized interest	124	117	113	6	4
Other (income)/deductions—net	81	7	(9)	*	*
Income before provision for taxes on income	545	820	690	(34)	19
% of revenue	11%	17%	15%		
Provision for taxes on income	206	233	187	(12)	25
Effective tax rate	37.8%	28.4%	27.1%		
Net income before allocation to noncontrolling interests	339	587	503	(42)	17
Less: Net income attributable to noncontrolling interests	—	4	(1)	*	*
Net income attributable to Zoetis	\$ 339	\$ 583	\$ 504	(42)	16
% of revenue	7%	12%	11%		

* Calculation not meaningful.

Certain amounts and percentages may reflect rounding adjustments.

^(a) Exclusive of amortization of intangible assets, except as disclosed in Notes to Consolidated Financial Statements—*Note 4. Significant Accounting Policies—Amortization of Intangible Assets, Depreciation and Certain Long-Lived Assets*.

Revenue

Total revenue by operating segment was as follows:

(MILLIONS OF DOLLARS)	Year Ended December 31,			% Change	
	2015	2014	2013	15/14	14/13
U.S.	\$ 2,328	\$ 2,059	\$ 1,902	13	8
International	2,386	2,676	2,606	(11)	3
Total operating segments	4,714	4,735	4,508	—	5
Contract manufacturing	51	50	53	2	(6)
Total Revenue	\$ 4,765	\$ 4,785	\$ 4,561	—	5

Certain amounts and percentages may reflect rounding adjustments.

On a global basis, the mix of revenue between livestock and companion animal products was as follows:

(MILLIONS OF DOLLARS)	Year Ended December 31,			% Change	
	2015	2014	2013	15/14	14/13
Livestock	\$ 2,958	\$ 3,103	\$ 2,916	(5)	6
Companion animal	1,756	1,632	1,592	8	3
Contract manufacturing	51	50	53	2	(6)
Total Revenue	\$ 4,765	\$ 4,785	\$ 4,561	—	5

Certain amounts and percentages may reflect rounding adjustments.

2015 vs. 2014

Total revenue decreased by \$20 million in 2015, compared with 2014. The unfavorable impact of foreign exchange decreased revenue by approximately \$393 million, or 8%, driven by the depreciation of certain international currencies, particularly the euro and Brazilian real. Operational revenue grew \$373 million, or 8%, due to growth across both operating segments, comprised of 5% volume increases and 3% price increases. Operational revenue growth was primarily driven by increased revenue in the U.S. as well as Brazil, China, and the United Kingdom. Total livestock sales increased 4% operationally, driven by our cattle and swine portfolios. Growth in sales of cattle products were driven by increased sales in the U.S. and Brazil associated with favorable market conditions. Swine sales increased primarily in China and the U.S., driven by increased sales of vaccines. Total companion animal sales increased 14% operationally, driven by the addition of sales from the acquisition of certain assets of Abbott Animal Health, as well as the performance of Apoquel[®] and other key brands.

2014 vs. 2013

Total revenue increased \$224 million, or 5%, in 2014 compared with 2013, with growth across both operating segments, due to higher operational revenue of \$320 million, or 7%, comprised of 5% volume and 2% price. Operational revenue growth was driven by increased revenue in the U.S. and good performance in emerging markets, particularly Venezuela, Brazil and China. Total livestock sales increased 9% operationally, driven by strong sales of our cattle, swine and poultry portfolios. Growth in sales of cattle products were driven by increased sales of our premium anti-infective products, while sales of swine products were tempered by the effect of PEDv. Total companion animal sales increased 4% operationally, driven by the introduction of Apoquel[®] in the United States, the United Kingdom, and Germany, as well as strong performance in Latin American countries due to price and volume increases in high inflationary markets and the continued increase in medicalization rates. Partially offsetting the increase in operational revenue was the unfavorable impact of foreign exchange, which decreased revenue by approximately \$96 million, or 2%, driven by the depreciation of certain international currencies, particularly the Brazilian real and Argentine peso.

Costs and Expenses

Cost of sales

(MILLIONS OF DOLLARS)	Year Ended December 31,			% Change	
	2015	2014	2013	15/14	14/13
Cost of sales ^(a)	\$ 1,738	\$ 1,717	\$ 1,669	1	3
% of revenue	36%	36%	37%		

Certain amounts and percentages may reflect rounding adjustments.

^(a) Allocation of corporate enabling functions were \$3 million in 2013.

2015 vs. 2014

Cost of sales increased \$21 million, or 1%, in 2015 compared with 2014, primarily as a result of:

- an increase in sales volume of products with less favorable margins;
- higher global manufacturing and supply costs;
- charges related to our operational efficiency initiative; and
- charges reflecting the fair value adjustments to inventory acquired from Abbott Animal Health and Pharmaq,

partially offset by:

- favorable foreign exchange.

2014 vs. 2013

Cost of sales increased \$48 million, or 3%, in 2014 compared with 2013, primarily as a result of:

- an increase in sales volume;
- incremental global manufacturing and supply spending associated with the build-up of our operations in 2013, which is now impacting our 2014 cost of sales; and
- an increase in inventory obsolescence, scrap and other charges,

partially offset by:

- favorable foreign exchange.

Selling, general and administrative expenses

(MILLIONS OF DOLLARS)	Year Ended December 31,			% Change	
	2015	2014	2013	15/14	14/13
Selling, general and administrative expenses (a)	\$ 1,532	\$ 1,643	\$ 1,613	(7)	2
% of revenue	32%	34%	35%		

Certain amounts and percentages may reflect rounding adjustments.

(a) Allocation of corporate enabling functions were \$24 million in 2013.

2015 vs. 2014

SG&A expenses decreased by \$111 million, or 7%, in 2015 compared with 2014, primarily as a result of:

- favorable foreign exchange; and
- a reduction in marketing and other spending driven by our operational efficiency initiative,

partially offset by:

- higher costs associated with our enabling functions, including higher business technology costs; and
- an increase in bad debt expense.

2014 vs. 2013

SG&A expenses increased by \$30 million, or 2%, in 2014 compared with 2013, primarily as a result of:

- increased field selling and distribution expenses in certain regions due to higher sales and increased costs associated with delivering our products to customers; and
- additional costs due to the build-up of our supply chain and logistics organization and enabling functions and related costs post-separation from Pfizer,

partially offset by:

- a reduction in the amount of additional costs related to becoming an independent public company, including the nonrecurrence of additional costs in 2013 due to the accelerated vesting of stock options and associated expenses related to certain Pfizer equity awards as a result of the Separation;
- favorable foreign exchange; and
- lower direct marketing spending.

Research and development expenses

(MILLIONS OF DOLLARS)	Year Ended December 31,			% Change	
	2015	2014	2013	15/14	14/13
Research and development expenses	\$ 364	\$ 396	\$ 399	(8)	(1)
% of revenue	8%	8%	9%		

Certain amounts and percentages may reflect rounding adjustments.

2015 vs. 2014

R&D expenses decreased by \$32 million, or 8%, in 2015 compared with 2014, primarily as a result of:

- favorable foreign exchange;
- a reduction in spending driven by our operational efficiency initiative; and
- lower expenses associated with our business development activities.

2014 vs. 2013

R&D expenses decreased \$3 million, or 1%, in 2014 compared with 2013, primarily as a result of:

- the nonrecurrence of additional costs in 2013 due to the accelerated vesting of stock options and associated expenses related to certain Pfizer equity awards as a result of the Separation;
- savings associated with the closure of two R&D sites; and
- favorable foreign exchange,

partially offset by:

- higher salary-related expenses.

Amortization of intangible assets

(MILLIONS OF DOLLARS)	Year Ended December 31,			% Change	
	2015	2014	2013	15/14	14/13
Amortization of intangible assets	\$ 61	\$ 60	\$ 60	2	—

Certain amounts and percentages may reflect rounding adjustments.

2015 vs. 2014

Amortization of intangible assets increased \$1 million, or 2%, in 2015 compared with 2014.

2014 vs. 2013

Amortization of intangible assets was flat in 2014 compared with 2013.

Restructuring charges and certain acquisition-related costs

(MILLIONS OF DOLLARS)	Year Ended December 31,			% Change	
	2015	2014	2013	15/14	14/13
Restructuring charges and certain acquisition-related costs	\$ 320	\$ 25	\$ 26	*	(4)

* Calculation not meaningful.

Certain amounts and percentages may reflect rounding adjustments.

During 2015, we launched a comprehensive operational efficiency program, which was incremental to the previously announced supply network strategy. These initiatives have focused on reducing complexity in our product portfolios, changing our selling approach in certain markets and reducing our presence in certain countries, and planning to sell or exit certain manufacturing sites over the long term. We are also continuing to optimize our resource allocation and efficiency by reducing resources associated with non-customer facing activities and operating more efficiently as a result of less internal complexity and more standardization of processes. As part of this initiative, we expect to reduce certain positions through divestitures, normal attrition and involuntary terminations by approximately 2,000 to 2,500, subject to consultations with works councils and unions in certain countries. As of December 31, 2015, approximately 1,200 positions had been eliminated and additional reductions are expected primarily over the next nine to twelve months.

Our acquisition-related costs primarily relate to restructuring charges for employees, assets and activities that will not continue in the future, as well as integration costs. The majority of these net restructuring charges are related to termination costs, but we also exited a number of distributor and other contracts and performed certain facility rationalization efforts. Our integration costs are generally comprised of consulting costs related to the integration of systems and processes, as well as product transfer costs.

For additional information regarding restructuring charges and acquisition-related costs, see Notes to Consolidated Financial Statements— *Note 6. Restructuring Charges and Other Costs Associated with Acquisitions and Cost-Reduction/Productivity Initiatives.*

2015 vs. 2014

Restructuring charges and certain acquisition-related costs increased by \$295 million in 2015 compared with 2014, primarily as a result of an increase in employee termination costs and asset impairment charges as a result of our operational efficiency initiative and supply network strategy.

2014 vs. 2013

Restructuring charges and certain acquisition-related costs decreased by \$1 million in 2014 compared with 2013, primarily as a result of:

- a decrease in asset impairment charges due to the exiting of one of our manufacturing facilities in 2013; and
- a decrease in integration costs related to the KAH and FDAH acquisitions,

partially offset by:

- an increase in employee termination costs primarily due to a reversal in 2013 related to a previously established termination reserve that was reversed in the second quarter of 2013 related to our operations in Europe.

Interest expense, net of capitalized interest

(MILLIONS OF DOLLARS)	Year Ended December 31,			% Change	
	2015	2014	2013	15/14	14/13
Interest expense, net of capitalized interest	\$ 124	\$ 117	\$ 113	6	4

Certain amounts and percentages may reflect rounding adjustments.

2015 vs. 2014

Interest expense, net of capitalized interest, increased by \$7 million, or 6%, in 2015 compared with 2014, primarily due to the issuance of \$1.25 billion aggregate principal amount of our senior notes in November 2015.

2014 vs. 2013

Interest expense, net of capitalized interest, increased by \$4 million, or 4%, in 2014 compared with 2013, primarily related to an additional month of interest expense in 2014 associated with our senior notes which were issued on January 28, 2013. This increase was partially offset by the nonrecurrence of allocated debt and related allocated interest expense from Pfizer. Interest expense related to allocated debt was \$2 million for 2013.

Other (income)/deductions—net

(MILLIONS OF DOLLARS)	Year Ended December 31,			% Change	
	2015	2014	2013	15/14	14/13
Other (income)/deductions—net	\$ 81	\$ 7	\$ (9)	*	*

* Calculation not meaningful.

Certain amounts and percentages may reflect rounding adjustments.

2015 vs. 2014

The change in *Other (income)/deductions—net* reflects an unfavorable impact of \$74 million on income attributable to Zoetis in 2015 compared with 2014, primarily as a result of:

- charges of \$89 million related to the revaluation of the net monetary assets in Venezuela;
- impairment charges of \$6 million related to assets held by our joint venture in Taiwan, currently classified as held for sale; and
- an impairment of IPR&D assets related to the impairment of a canine oncology project,

partially offset by:

- lower charges for legal and other matters as a result of the commercial settlement of \$13 million in Mexico in 2014; and
- lower foreign currency losses primarily as a result of the depreciation of the Argentine peso in the first quarter of 2014.

2014 vs. 2013

The change in *Other (income)/deductions—net* reflects an unfavorable impact of \$16 million on income attributable to Zoetis in 2014 compared with 2013, primarily as a result of:

- a charge associated with a commercial settlement and recall in Mexico of \$13 million, partially offset by the related insurance recovery of \$1 million;
- higher foreign currency losses of \$8 million, primarily driven by costs related to hedging and exposures to certain emerging market currencies, as well as losses related to the depreciation of the Argentine peso in the first quarter of 2014;
- an impairment charge related to IPR&D assets acquired with the FDAH acquisition in 2009, as a result of the termination of the development program due to a re-assessment of economic viability; and
- a pension plan settlement charge related to the divestiture of a manufacturing facility,

partially offset by:

- an insurance recovery of litigation related charges.

Provision for taxes on income

(MILLIONS OF DOLLARS)	Year Ended December 31,			% Change	
	2015	2014	2013	15/14	14/13
Provision for taxes on income	\$ 206	\$ 233	\$ 187	(12)	25
Effective tax rate	37.8%	28.4%	27.1%		

Certain amounts and percentages may reflect rounding adjustments.

As of the Separation date, we operate under a standalone legal entity structure and the income tax provision in the consolidated statements of income has been calculated accordingly. For the periods prior to the Separation, the income tax provision in the consolidated statements of income has been calculated as if Zoetis filed a separate tax return and includes tax costs and benefits, such as uncertain tax positions, repatriation decisions and audit settlements, among others.

The impact of the incentive tax rulings in Belgium and Singapore continued to be a component of the 2015 effective tax rate. For additional information on the impact of the European Commission's negative decision on the Belgium excess profits ruling on January 11, 2016, see *Note 22*.

Subsequent Events

On December 18, 2015, the President of the United States signed into law the Consolidated Appropriation Act of 2016 (the 2016 Act), which extended and made permanent the U.S. Research and Development Tax Credit for tax year 2015 and forward, as well as other provisions. Given the enactment date of the 2016 Act, the impact of the 2015 U.S. Research and Development Tax Credit is included in the 2015 effective tax rate.

For more information, see Notes to Consolidated Financial Statements— *Note 9A. Tax Matters: Taxes on Income*.

2015 vs. 2014

The difference in the effective tax rate in 2015 compared with 2014 is primarily due to the following components:

- the change in the jurisdictional mix of earnings, which includes the impact of the location of earnings from (i) operations and (ii) restructuring charges related to the operational efficiency initiative and supply network strategy, as well as repatriation costs. The jurisdictional mix of earnings can vary as a result of repatriation decisions and as a result of operating fluctuations in the normal course of business, the impact of non-deductible items and the extent and location of other income and expense items, such as restructuring charges/ (benefits), asset impairments and gains and losses on asset divestitures;
- changes in valuation allowances and resolution of other tax items;
- the tax expense related to changes in uncertain tax positions, see Notes to Consolidated Financial Statements— *Note 9D. Tax Matters: Tax Contingencies*;
- a \$9 million discrete tax benefit recorded in the first quarter of 2015 related to a revaluation of deferred taxes as a result of a change in tax rates;
- a \$6 million discrete tax benefit recorded in the second quarter of 2015 related to prior period tax adjustments; and
- the tax expense related to the non-deductible revaluation of the net monetary assets in Venezuela to the SIMADI exchange rate recorded in the fourth quarter of 2015.

2014 vs. 2013

The difference in the effective tax rate in 2014 compared with 2013 is primarily due to the following components:

- the change in the jurisdictional mix of earnings, which includes the impact of the location of earnings as well as repatriation costs. The jurisdictional mix of earnings can vary as a result of repatriation decisions and as a result of operating fluctuations in the normal course of business, the impact of non-deductible items and the extent and location of other income and expense items, such as restructuring charges/ (benefits), asset impairments and gains and losses on asset divestitures;
- changes in valuation allowances and resolution of other tax items;
- the tax cost related to changes in uncertain tax positions, see Notes to Consolidated Financial Statements— *Note 9D. Tax Matters: Tax Contingencies*; and
- an \$8 million discrete tax expense during the first quarter of 2014 related to an intercompany inventory adjustment.

Operating Segment Results

In the second quarter of 2015, we changed our segment reporting structure to reflect the way management makes operating decisions. We consolidated our prior Europe/Africa/Middle East (EuAfME), Canada/Latin America (CLAR) and Asia/Pacific (APAC) operating segments into one operating segment. As a result, the company's new segment reporting structure consists of two reportable segments: the United States and International. We also recategorized certain costs that are not allocated to our operating segments. There has been no change in our total consolidated financial condition or results of operations previously reported as a result of the change in our segment structure. The prior period presentation has been revised to reflect the new segment reporting structure.

We believe that it is important to not only understand overall revenue and earnings growth, but also “operational growth.” Operational growth is defined as revenue or earnings growth excluding the impact of foreign exchange.

On a global basis, the mix of revenue between livestock and companion animal products was as follows:

(MILLIONS OF DOLLARS)	Year Ended December 31,			% Change						
				15/14			14/13			
	2015	2014	2013	Related to			Related to			
				Total	Exchange	Operational	Total	Exchange	Operational	
U.S.										
Livestock	\$ 1,251	\$ 1,163	\$ 1,034	8	—	8	12	—	—	12
Companion animal	1,077	896	868	20	—	20	3	—	—	3
	2,328	2,059	1,902	13	—	13	8	—	—	8
International										
Livestock	1,707	1,940	1,882	(12)	(15)	3	3	(4)	(4)	7
Companion animal	679	736	724	(8)	(15)	7	2	(3)	(3)	5
	2,386	2,676	2,606	(11)	(15)	4	3	(3)	(3)	6
Total										
Livestock	2,958	3,103	2,916	(5)	(9)	4	6	(3)	(3)	9
Companion animal	1,756	1,632	1,592	8	(6)	14	3	(1)	(1)	4
Contract manufacturing	51	50	53	2	(9)	11	(6)	(1)	(1)	(5)
	\$ 4,765	\$ 4,785	\$ 4,561	—	(8)	8	5	(2)	(2)	7

Certain amounts and percentages may reflect rounding adjustments.

Earnings by segment and the operational and foreign exchange changes versus the comparable prior year period were as follows:

(MILLIONS OF DOLLARS)	Year Ended December 31,			% Change						
				15/14			14/13			
	2015	2014	2013	Related to			Related to			
				Total	Exchange	Operational	Total	Exchange	Operational	
U.S.	\$ 1,390	\$ 1,176	\$ 1,045	18	—	18	13	—	—	13
International	941	1,025	949	(8)	(18)	10	8	(2)	(2)	10
Total reportable segments	2,331	2,201	1,994	6	(8)	14	10	(2)	(2)	12
Other business activities	(293)	(318)	(317)	(8)			—			
Reconciling Items:										
Corporate	(606)	(559)	(555)	8			1			
Purchase accounting adjustments	(57)	(51)	(48)	12			6			
Acquisition-related costs	(21)	(8)	(22)	*			(64)			
Certain significant items	(592)	(205)	(240)	*			(15)			
Other unallocated	(217)	(240)	(122)	(10)			97			
Income before income taxes	\$ 545	\$ 820	\$ 690	(34)			19			

* Calculation not meaningful.

Certain amounts and percentages may reflect rounding adjustments.

2015 vs. 2014

U.S. operating segment

U.S. segment revenue increased by \$269 million, or 13%, in 2015 compared with 2014, of which approximately \$88 million resulted from growth in livestock products and approximately \$181 million resulted from growth in companion animal products.

- Livestock revenue growth was driven by increased sales across the cattle, poultry, and swine portfolios. Sales of cattle products grew across multiple categories, including premium brands, as a result of favorable market conditions. Cattle sales also benefited from new product launches. Growth in sales of poultry products was driven by the re-introduction of a medicated feed additive. Sales of swine products grew due to the continued recovery in the pig population following the PEDv outbreak in the previous year.
- Companion animal revenue growth was driven by the addition of products acquired from Abbott Animal Health, as well as the solid performance of Apoquel[®]. This growth was partially offset by competitive pressure in other parts of the companion animal portfolio.

U.S. segment earnings increased by \$214 million, or 18%, in 2015 compared with 2014, due to strong revenue growth and lower operating expenses, partially offset by unfavorable product mix.

International operating segment

International segment revenue decreased by \$290 million, or 11%, in 2015 compared with 2014. Segment revenue was unfavorably impacted by foreign exchange, which decreased revenue by approximately \$389 million, or 15%, primarily driven by the depreciation of the euro and the Brazilian real.

Operational revenue increased \$99 million, or 4%, reflecting growth of approximately \$49 million in livestock products and growth of approximately \$50 million in companion animal products.

- Livestock revenue growth was driven primarily by sales of swine products, particularly in China due to favorable market conditions. Sales of cattle products benefited from growth in Brazil and Mexico, partially offset by the impact of business reduction decisions in Venezuela. Livestock revenue in France also declined due to the anti-infective legislative changes in 2014.
- Companion animal revenue growth resulted from increased sales of Apoquel[®], the addition of products acquired from Abbott Animal Health, and the non-recurrence of a prior year inventory buyback related to the termination of a distributor agreement in Japan.

International segment earnings decreased by \$84 million, or 8%, in 2015 compared with 2014. Operational earnings growth was \$100 million, or 10%, primarily due to higher revenue and lower operating expenses.

2014 vs. 2013

U.S. operating segment

U.S. segment revenue increased by \$157 million, or 8%, in 2014 compared with 2013, of which approximately \$129 million resulted from growth in livestock products and approximately \$28 million resulted from growth in companion animal products.

- Livestock revenue growth was driven by increased sales across the cattle, swine, and poultry portfolios. Strong growth in sales of cattle products was primarily due to higher demand for our premium products as a result of improved market conditions, driven by higher cattle prices and lower costs of feed, compared with 2013. Growth in swine products was due to the successful launch of new products, tempered by the impact of PEDv on the number of treatable animals. Sales of poultry products benefited from new vaccines and growth in medicated feed additives.
- Companion animal revenue growth was driven by the introduction of Apoquel[®] as well as sales growth in other key brands. Results were partially offset by competitive pressures in our vaccine and pain portfolios and were tempered by competition in our parasiticides portfolio.

U.S. segment earnings increased by \$131 million, or 13%, in 2014 compared with 2013, due to strong revenue growth and improved gross margin due to the benefit of higher prices and favorable product mix. Segment earnings growth also benefited from limited growth in operating expenses.

International operating segment

International segment revenue increased \$70 million, or 3%, in 2014 compared with 2013. Operational revenue increased \$166 million, or 6%, reflecting growth of approximately \$134 million in livestock products and growth of approximately \$32 million in companion animal products.

- Livestock revenue growth benefited from growth across all segments, mostly notably in cattle and swine. Sales of cattle products were driven by price increases from inflationary pressures in Venezuela, in addition to solid performance in Brazil and Canada. In swine, growth was driven by China, Brazil, and Canada. Sales of poultry products grew primarily from performance in India, as well as higher prices in Argentina.
- Companion animal revenue growth was driven by the introduction of Apoquel[®], primarily in Germany and the United Kingdom. Growth was partially offset by performance in the vaccines and parasiticides portfolio.

Additionally, segment revenue was unfavorably impacted by foreign exchange, which decreased revenue by approximately \$96 million, or 3%, primarily driven by the depreciation of the Brazilian real and the Argentine peso.

International segment earnings increased by \$76 million, or 8%, in 2014 compared with 2013. Operational earnings growth was \$97 million, or 10%, primarily due to higher revenue and limited growth in operating expenses.

Other business activities

Other business activities includes our CSS contract manufacturing results, as well as expenses associated with our dedicated veterinary medicine R&D organization, research alliances, U.S. regulatory affairs and other operations focused on the development of our products. Other R&D-related costs associated with non-U.S. market and regulatory activities are generally included in the respective regional segment.

2015 vs. 2014

Other business activities net loss declined by \$25 million, or 8%, in 2015 compared with 2014, reflecting favorable foreign exchange, a decrease in R&D spending driven by our operational efficiency initiative, and favorable results in our CSS contract manufacturing business.

2014 vs. 2013

Other business activities net loss increased by \$1 million, in 2014 compared with 2013. The increase is driven primarily by higher salary-related expenses in our veterinary medicine R&D organization, partially offset by favorable results in our CSS contract manufacturing business.

Reconciling items

Reconciling items include certain costs are not allocated to our operating segments results, such as costs associated with the following:

- ***Corporate***, which includes costs associated with business technology, facilities, legal, finance, human resources, business development, and communications, among others. These costs also include compensation costs and other miscellaneous operating expenses not charged to our operating segments, as well as interest income and expense;
- Certain transactions and events such as (i) ***Purchase accounting adjustments***, which includes expenses associated with the amortization of fair value adjustments to inventory, intangible assets and property, plant and equipment; (ii) ***Acquisition-related activities***, which includes costs for restructuring and integration; and (iii) ***Certain significant items***, which includes non-acquisition-related restructuring charges, certain asset impairment charges, stand-up costs, certain legal and commercial settlements, and costs associated with cost reduction/productivity initiatives; and
- ***Other unallocated***, which includes certain overhead expenses associated with our global manufacturing operations not charged to our operating segments. Effective January 1, 2014, ***Other unallocated*** also includes certain costs associated with business technology and finance that specifically support our global manufacturing operations, as well as procurement costs. These costs were previously reported in ***Corporate***. Also, beginning in the first quarter of 2014, certain supply chain and global logistics costs that were previously reported in the reportable segments are reported in ***Other unallocated***. This presentation better reflects how we measure the performance of the global manufacturing organization.

2015 vs. 2014

Corporate expenses increased by \$47 million, or 8%, in 2015 compared with 2014, primarily due to an increase in certain compensation costs not charged to our operating segments, additional costs associated with the build-up of our enabling functions post-separation from Pfizer, including higher business technology costs and higher depreciation on assets recently placed in service, and higher interest expense, net of capitalized interest, associated with the additional debt issued in November 2015. These increases are partially offset by savings associated with our operational efficiency initiative, lower expenses associated with our business development activities and favorable foreign exchange.

Other unallocated expenses decreased by \$23 million, or 10%, in 2015 compared with 2014, primarily due to favorable foreign exchange, partially offset by higher global manufacturing and supply costs.

See Notes to Consolidated Financial Statements— *Note 19. Segment, Geographic and Other Revenue Information* for further information.

2014 vs. 2013

Corporate expenses decreased by \$4 million, or 1%, in 2014 compared with 2013. In 2014 we had additional costs associated with the build-up of our enabling functions post-separation from Pfizer, as well as higher interest expense, net of capitalized interest, primarily related to an additional month of interest expense in 2014 associated with our senior notes which were issued on January 28, 2013. These increases were offset by a decrease in certain inventory-related costs not charged to our operating segments, a reduction in share-based payment expenses as a result of our separation from Pfizer, and a decrease in certain business technology and finance costs that were reported in ***Corporate*** in 2013, but are reported in ***Other unallocated*** beginning in the first quarter of 2014.

Other unallocated expenses increased by \$118 million in 2014 compared with 2013, primarily due to a build-up of our supply chain and logistics organization. In addition, a portion of these costs were reported in the four reportable segments in 2013, but are reported in ***Other unallocated*** beginning in the first quarter of 2014. The increase is also attributable to the addition of certain business technology and finance costs that were reported in ***Corporate*** in 2013, but are reported in ***Other unallocated*** beginning in the first quarter of 2014.

See Notes to Consolidated Financial Statements— *Note 19. Segment, Geographic and Other Revenue Information* for further information.

Adjusted net income

General description of adjusted net income (a non-GAAP financial measure)

Adjusted net income is an alternative view of performance used by management, and we believe that investors' understanding of our performance is enhanced by disclosing this performance measure. We report adjusted net income to portray the results of our major operations, the discovery, development, manufacture and commercialization of our products, prior to considering certain income statement elements. We have defined adjusted net income as net income attributable to Zoetis before the impact of purchase accounting adjustments, acquisition-related costs and certain significant items. The adjusted net income measure is not, and should not be viewed as, a substitute for U.S. GAAP reported net income attributable to Zoetis.

The adjusted net income measure is an important internal measurement for us. We measure our overall performance on this basis in conjunction with other performance metrics. The following are examples of how the adjusted net income measure is utilized:

- senior management receives a monthly analysis of our operating results that is prepared on an adjusted net income basis;
- our annual budgets are prepared on an adjusted net income basis; and
- other goal setting and performance measurements.

Despite the importance of this measure to management in goal setting and performance measurement, adjusted net income is a non-GAAP financial measure that has no standardized meaning prescribed by U.S. GAAP and, therefore, has limits in its usefulness to investors. Because of its non-standardized definition, adjusted net income, unlike U.S. GAAP net income, may not be comparable to the calculation of similar measures of other companies. Adjusted net income is presented to permit investors to more fully understand how management assesses performance.

We also recognize that, as an internal measure of performance, the adjusted net income measure has limitations, and we do not restrict our performance management process solely to this metric. A limitation of the adjusted net income measure is that it provides a view of our operations without including all events during a period, such as the effects of an acquisition or amortization of purchased intangibles, and does not provide a comparable view of our performance to other companies. We also use other specifically tailored tools designed to achieve the highest levels of performance.

Purchase accounting adjustments

Adjusted net income is calculated prior to considering certain significant purchase accounting impacts that result from business combinations and net asset acquisitions. These impacts, primarily associated with the acquisition of the Pharmaq business (acquired in November 2015), certain assets of Abbott Animal Health (acquired in February 2015), KAH (acquired in 2011), FDAH (acquired in 2009) and Pharmacia Animal Health business (acquired in 2003), include amortization related to the increase in fair value of the acquired finite-lived intangible assets and depreciation related to the increase/decrease to fair value of the acquired fixed assets. Therefore, the adjusted net income measure includes the revenue earned upon the sale of the acquired products without considering the aforementioned significant charges.

While certain purchase accounting adjustments can occur through 20 or more years, this presentation provides an alternative view of our performance that is used by management to internally assess business performance. We believe the elimination of amortization attributable to acquired intangible assets provides management and investors an alternative view of our business results by providing a degree of parity to internally developed intangible assets for which R&D costs previously have been expensed.

A completely accurate comparison of internally developed intangible assets and acquired intangible assets cannot be achieved through adjusted net income. These components of adjusted net income are derived solely from the impact of the items listed above. We have not factored in the impact of any other differences in experience that might have occurred if we had discovered and developed those intangible assets on our own, and this approach does not intend to be representative of the results that would have occurred in those circumstances. For example, our R&D costs in total, and in the periods presented, may have been different; our speed to commercialization and resulting revenue, if any, may have been different; or our costs to manufacture may have been different. In addition, our marketing efforts may have been received differently by our customers. As such, in total, there can be no assurance that our adjusted net income amounts would have been the same as presented had we discovered and developed the acquired intangible assets.

Acquisition-related costs

Adjusted net income is calculated prior to considering transaction, integration and restructuring costs associated with significant business combinations or net-asset acquisitions because these costs are unique to each transaction and represent costs that were incurred to restructure and integrate certain businesses as a result of the acquisition decision. We have made no adjustments for the resulting synergies.

We believe that viewing income prior to considering these charges provides investors with a useful additional perspective because the significant costs incurred in a business combination result primarily from the need to eliminate duplicate assets, activities or employees—a natural result of acquiring a fully integrated set of activities. For this reason, we believe that the costs incurred to convert disparate systems, to close duplicative facilities or to eliminate duplicate positions (for example, in the context of a business combination) can be viewed differently from those costs incurred in the ordinary course of business.

The integration and restructuring costs associated with a business combination may occur over several years, with the more significant impacts ending within three years of the transaction. Because of the need for certain external approvals for some actions, the span of time needed to achieve certain restructuring and integration activities can be lengthy. For example, due to the regulated nature of the animal health medicines and vaccines business, the closure of excess facilities can take several years, as all manufacturing changes are subject to extensive validation and testing and must be approved by the FDA and/or other regulatory authorities.

Certain significant items

Adjusted net income is calculated prior to considering certain significant items. Certain significant items represent substantive, unusual items that are evaluated on an individual basis. Such evaluation considers both the quantitative and the qualitative aspect of their unusual nature. Unusual, in this context, may represent items that are not part of our ongoing business; items that, either as a result of their nature or size, we would not expect to occur as part of our normal business on a regular basis; items that would be nonrecurring; or items that relate to products that we no longer sell. While not all-inclusive, examples of items that could be included as certain significant items would be costs related to becoming an independent public company, a major non-acquisition-related restructuring charge and associated implementation costs for a program that is specific in nature with a defined term, such as those related to our non-acquisition-related cost-reduction and productivity initiatives; amounts related to disposals of products or facilities that do not qualify as discontinued operations as defined by U.S. GAAP; certain intangible asset impairments; adjustments related to the resolution of certain tax positions; significant currency devaluation; the impact of adopting certain significant, event-driven tax legislation; or charges related to legal matters. See Notes to Consolidated Financial Statements—*Note 18. Commitments and Contingencies*. Our normal, ongoing defense costs or settlements of and accruals on legal matters made in the normal course of our business would not be considered certain significant items.

Reconciliation

A reconciliation of net income attributable to Zoetis, as reported under U.S. GAAP, to adjusted net income follows:

(MILLIONS OF DOLLARS)	Year Ended December 31,			% Change	
	2015	2014	2013	15/14	14/13
GAAP Reported net income attributable to Zoetis	\$ 339	\$ 583	\$ 504	(42)	16
Purchase accounting adjustments—net of tax	39	34	32	15	6
Acquisition-related costs—net of tax	22	5	14	*	(64)
Certain significant items—net of tax	489	168	159	*	6
Non-GAAP adjusted net income ^{(a)(b)}	\$ 889	\$ 790	\$ 709	13	11

* Calculation not meaningful.

Certain amounts and percentages may reflect rounding adjustments.

- (a) The effective tax rate on adjusted pretax income is 26.8%, 26.8% and 29.2% for full year 2015, 2014 and 2013, respectively. The change in the effective tax rate in 2015 compared to 2014 is primarily due to changes in the jurisdictional mix of earnings, which includes the impact of the location of earnings as well as repatriation costs, changes in valuation allowances and resolution of other tax items. The lower effective tax rate in 2014 compared to 2013 is primarily due to changes in the jurisdictional mix of earnings, which includes the impact of the location of earnings as well as repatriation costs, changes in valuation allowances and resolution of other tax items. In addition, we recognized an \$8 million discrete tax expense during the first quarter of 2014 related to an intercompany inventory adjustment.
- (b) The impact of the incentive tax rulings in Belgium and in Singapore continued to be a component of the 2015 effective tax rate, as well as the 2015 U.S. Research and Development Tax Credit which was permanently extended on December 18, 2015. For additional information on the impact of the European Commission's negative decision on the Belgium excess profits ruling on January 11, 2016, see *Note 22. Subsequent Events*.

The following table provides a reconciliation of reported diluted earnings per share (EPS), as reported under U.S. GAAP, and non-GAAP adjusted diluted EPS:

(MILLIONS OF DOLLARS)	Year Ended December 31,			% Change	
	2015	2014	2013	15/14	14/13
Earnings per share—diluted ^{(a)(b)}					
GAAP Reported net income attributable to Zoetis	\$ 0.68	\$ 1.16	\$ 1.01	(41)	15
Purchase accounting adjustments—net of tax	0.08	0.07	0.06	14	17
Acquisition-related costs—net of tax	0.04	0.01	0.03	*	(67)
Certain significant items—net of tax	0.97	0.33	0.32	*	3
Non-GAAP adjusted net income	\$ 1.77	\$ 1.57	\$ 1.42	13	11

* Calculation not meaningful.

Certain amounts and percentages may reflect rounding adjustments.

- (a) Diluted earnings per share was computed using the weighted-average common shares outstanding during the period plus the common stock equivalents related to stock options, RSUs, DSUs and PSUs.
- (b) EPS amounts may not add due to rounding.

Adjusted net income includes the following charges for each of the periods presented:

(MILLIONS OF DOLLARS)	Year Ended December 31,		
	2015	2014	2013
Interest expense, net of capitalized interest	\$ 124	\$ 117	\$ 113
Interest income	6	6	3
Taxes	326	290	292
Depreciation	124	131	138
Amortization	16	17	17

Adjusted net income, as shown above, excludes the following items:

(MILLIONS OF DOLLARS)	Year Ended December 31,		
	2015	2014	2013
Purchase accounting adjustments:			
Amortization and depreciation ^(a)	\$ 48	\$ 47	\$ 46
Cost of sales ^(b)	9	4	2
Total purchase accounting adjustments—pretax	57	51	48
Income taxes ^(c)	18	17	16
Total purchase accounting adjustments—net of tax	39	34	32
Acquisition-related costs:			
Integration costs ^(d)	10	8	22
Transaction costs ^(d)	9	—	—
Other ^(e)	2	—	—
Total acquisition-related costs—pretax	21	8	22
Income taxes ^(c)	(1)	3	8
Total acquisition-related costs—net of tax	22	5	14
Certain significant items:			
Operational efficiency initiative ^(f)	346	—	—
Supply network strategy ^(g)	27	—	—
Other restructuring charges (benefits) and cost-reduction/productivity initiatives ^(h)	—	18	(12)
Certain asset impairment charges ⁽ⁱ⁾	5	6	20
Net gains on sale of assets ⁽ⁱ⁾	—	(5)	(6)
Stand-up costs ^(k)	118	168	206
Foreign currency loss related to Venezuela revaluation ^(l)	93	—	—
Inventory and intercompany account write-offs ^(m)	—	—	24
Other ⁽ⁿ⁾	3	18	8
Total certain significant items—pretax	592	205	240
Income taxes ^(c)	103	37	81
Total certain significant items—net of tax	489	168	159
Total purchase accounting adjustments, acquisition-related costs, and certain significant items—net of tax	\$ 550	\$ 207	\$ 205

Certain amounts may reflect rounding adjustments.

- (a) Amortization and depreciation expense related to purchase accounting adjustments with respect to identifiable intangible assets and property, plant and equipment were distributed as follows in 2015, 2014 and 2013, respectively: \$46 million, \$45 million, and \$46 million included in *Amortization of intangible assets*; \$0 million, \$0 million, and \$1 million included in *Selling, general and administrative expenses*; and \$2 million, \$2 million, and \$1 million included in *Research and development expenses*.
- (b) Amortization and depreciation expense, as well as fair value adjustments to acquired inventory, included in *Cost of sales*.
- (c) Included in *Provision for taxes on income*. Income taxes include the tax effect of the associated pre-tax amounts, calculated by determining the jurisdictional location of the pre-tax amounts and applying that jurisdiction's applicable tax rate. Income taxes in *Purchase accounting adjustments* for 2015, includes a tax benefit related to the revaluation of deferred taxes as a result of a change in tax rates. Income taxes in *Acquisition-related costs* for 2015, includes a tax charge related to the acquisition of certain assets of Abbott Animal Health. Income taxes in *Certain significant items* for 2015, includes a net tax benefit related to the revaluation of deferred taxes and other deferred tax adjustments.
- (d) Included in *Restructuring charges and certain acquisition-related costs*. See Notes to Consolidated Financial Statements—*Note 6. Restructuring Charges and Other Costs Associated with Acquisitions and Cost-Reduction/Productivity Initiatives* for more information.
- (e) Included in *Other (income)/deductions—net*.
- (f) Represents restructuring charges of \$291 million related to employee termination costs (\$253 million) and asset impairments (\$38 million), included in *Restructuring charges and certain acquisition-related costs*, inventory write-offs of \$13 million, included in *Cost of sales*, accelerated depreciation of \$2 million, included in *Research and development expenses*, and \$40 million primarily related to consulting fees, included in *Selling, general and administrative expenses*.
- (g) Represents restructuring charges of \$10 million related to employee termination costs (\$9 million) and asset impairments (\$1 million), included in *Restructuring charges and certain acquisition-related costs*, accelerated depreciation of \$1 million, included in *Cost of sales*, and \$16 million primarily related to consulting fees, included in *Cost of sales*.
- (h) Represents charges incurred for restructuring and cost-reduction/productivity initiatives. In 2014, primarily represents employee termination costs in Europe and our global manufacturing operations. In 2013, primarily represents a \$27 million decrease in employee termination costs related to the reversal of a previously established termination reserve related to our operation in Europe, partially offset by accelerated depreciation related to the exiting of certain leased manufacturing and research facilities. Included in *Restructuring charges and certain acquisition-related costs*. See Notes to Consolidated Financial Statements—*Note 6. Restructuring Charges and Other Costs Associated with Acquisitions and Cost-Reduction/Productivity Initiatives* for more information.
- (i) In 2015, represents impairment charges related to assets held by our joint venture in Taiwan, currently classified as held for sale, and an impairment of IPR&D assets related to the termination of a canine oncology project. In 2014, amounts primarily represent an impairment charge related to an IPR&D project acquired with the FDAH acquisition in 2009 and were included in *Other (income)/deductions—net*. In 2013, amounts primarily relate to restructuring initiatives in 2013 and

were included in *Restructuring charges and certain acquisition-related costs*. See Notes to Consolidated Financial Statements— *Note 6. Restructuring Charges and Other Costs Associated with Acquisitions and Cost-Reduction/Productivity Initiatives* and *Note 7. Other (Income)/Deductions—Net* for more information.

- (i) In 2014, primarily represents the Zoetis portion of a net gain on the sale of land by our Taiwan joint venture and the net gain on the government-mandated sale of certain product rights in Argentina that were acquired with the FDAH acquisition in 2009. In 2013, represents the net gain on the government-mandated sale of certain product rights in Brazil in 2013 that were acquired with the FDAH acquisition in 2009. Included in *Other (income)/deductions—net*. See Notes to Consolidated Financial Statements— *Note 7. Other (Income)/Deductions—Net* for more information.
- (k) Certain non-recurring costs related to becoming an independent public company, such as new branding (including changes to the manufacturing process for required new packaging), the creation of standalone systems and infrastructure, site separation, accelerated vesting and associated cash payment related to certain Pfizer equity awards, and certain legal registration and patent assignment costs which were distributed as follows in 2015, 2014 and 2013, respectively: \$27 million, \$32 million and \$21 million included in *Cost of sales*; \$90 million, \$131 million and \$177 million included in *Selling, general and administrative expenses*, \$0 million, \$0 million and \$7 million included in *Research and development expenses*, and \$1 million, \$5 million and \$1 million included in *Other (income)/deductions—net*.
- (l) For additional information, see Notes to Consolidated Financial Statements— *Note 8. Foreign Currency Losses Related to Venezuela Revaluation*.
- (m) Amounts relate to write-offs of inventory and intercompany accounts that were transferred to us as part of the Separation from Pfizer and were distributed as follows: \$19 million included in *Cost of sales* and \$5 million included in *Selling, general and administrative expenses*. Because these expenses relate primarily to the periods prior to our initial public offering, we do not consider them to be reflective of our current operations and we have therefore, excluded them from our Adjusted earnings non-GAAP measure. Although fully written off in the current period, all of the adjustments relate back several years.
- (n) For 2015, represents charges due to unusual investor-related activities. For 2014, primarily includes a charge associated with a commercial settlement in Mexico (\$13 million), partially offset by the insurance recovery (\$1 million income), charges due to unusual investor-related activities (\$5 million), a pension plan settlement charge related to the divestiture of a manufacturing plant (\$4 million), and an insurance recovery of other litigation related charge (\$2 million income). For 2013, primarily includes litigation-related charges (\$5 million) and charges related to transitional manufacturing purchase agreements associated with divestitures (\$1 million).

Analysis of the consolidated statements of comprehensive income

Substantially all changes in other comprehensive income for the periods presented are related to foreign currency translation adjustments. These changes result from the strengthening or weakening of the U.S. dollar as compared to the currencies in the countries in which we do business. The gains and losses associated with these changes are deferred on the balance sheet in *Accumulated other comprehensive loss* until realized.

Analysis of the consolidated balance sheets

December 31, 2015 vs. December 31, 2014

For a discussion about the changes in *Cash and cash equivalents*, *Short-term borrowing, including Current portion of long term debt*, and *Long-term debt*, see "Analysis of financial condition, liquidity and capital resources" below.

Accounts receivable, less allowance for doubtful accounts decreased primarily as a result of the impact of foreign exchange, partially offset by the timing of customer collections and the accounts receivable balances associated with the acquisition of Pharmaq. See Notes to Consolidated Financial Statements— *Note 5A. Acquisitions, Divestitures and Certain Investments: Acquisition of Pharmaq*.

Inventories increased primarily to support certain production transfers and production phasing, increased commercial demand of selected key products, and higher inventory levels as a result of the acquisitions of certain assets from Abbott Animal Health and Pharmaq. These increases were partially offset by the impact of foreign exchange and a reclassification of certain inventories to *Assets held for sale*. See Notes to Consolidated Financial Statements— *Note 5. Acquisitions, Divestitures and Certain Investments* and *Note 10. Inventories* for additional information.

The changes in *Current deferred tax assets*, *Noncurrent deferred tax assets*, *Noncurrent deferred tax liabilities* and *Other taxes payable* primarily reflect adjustments to the accrual for the income tax provision for the year ended December 31, 2015, as well as the 2015 adoption of a new accounting standard requiring all deferred tax assets and liabilities be classified as noncurrent. See Notes to Consolidated Financial Statements— *Note 4. Significant Accounting Policies: New Accounting Standards* and *Note 9. Tax Matters*.

Assets held for sale primarily reflects the reclassification of certain cash, inventory, goodwill, intangible assets and property, plant and equipment, less accumulated depreciation associated with pending divestitures. See Notes to Consolidated Financial Statements— *Note 5B. Acquisitions, Divestitures and Certain Investments: Divestitures*.

Property, plant and equipment, less accumulated depreciation decreased primarily as a result of depreciation expense, the impact of foreign exchange, asset impairments and a reclassification of certain assets to *Assets held for sale*. These decreases were partially offset by capital spending. See Notes to Consolidated Financial Statements— *Note 5B. Acquisitions, Divestitures and Certain Investments: Divestitures*.

Goodwill increased primarily as a result of the acquisitions of Pharmaq and of certain assets from Abbott Animal Health. See Notes to Consolidated Financial Statements— *Note 5A. Acquisitions, Divestitures and Certain Investments: Acquisition of Pharmaq and Acquisition of Abbott Animal Health* and *Note 13. Goodwill and Other Intangible Assets*.

Identifiable intangible assets, less accumulated amortization increased primarily as a result the acquisitions of Pharmaq and of certain assets from Abbott Animal Health. These increases were partially offset by amortization expense, the impact of foreign exchange, intangible asset impairments primarily associated with our operational efficiency initiative and a reclassification of certain intangible assets to *Assets held for sale*. See Notes to Consolidated Financial Statements— *Note 5A. Acquisitions, Divestitures and Certain Investments: Acquisition of Pharmaq and Acquisition of Abbott Animal Health* and *Note 13. Goodwill and Other Intangible Assets*.

Accounts payable increased as a result of the timing of payments, partially offset by impact of foreign exchange.

Dividends payable increased due to the increase in the dividend rate, which was declared on December 16, 2015.

Accrued expenses and Other current liabilities increased primarily as a result of the 2015 accrual of employee termination costs associated with our operational efficiency initiative and supply network strategy, as well as the recognition of the contingent purchase price consideration to be paid to Abbott. See Notes to Consolidated Financial Statements— *Note 5A. Acquisitions, Divestitures and Certain Investments: Acquisition of Abbott Animal Health* and *Note 6. Restructuring Charges and Other Costs Associated with Acquisitions and Cost-Reduction/Productivity Initiatives*.

Long-term debt, net of discount and issuance costs reflects the senior notes issued in November 2015 and the senior notes offering in January 2013. See Notes to Consolidated Financial Statements— *Note 2C. The Separation, Adjustments Associated with the Separation, Senior Notes Offering, Initial Public Offering and Exchange Offer: Senior Notes Offering* and *Note 10A. Financial Instruments: Debt*.

Other non-current liabilities increased primarily as a result of the 2015 accrual of employee termination costs associated with our operational efficiency initiative and supply network strategy. See Notes to Consolidated Financial Statements— *Note 6. Restructuring Charges and Other Costs Associated with Acquisitions and Cost-Reduction/Productivity Initiatives*.

For an analysis of the changes in *Total Equity*, see the Consolidated Statements of Equity.

Analysis of the consolidated statements of cash flows

(MILLIONS OF DOLLARS)	Year Ended December 31,			% Change	
	2015	2014	2013	15/14	14/13
Cash provided by/(used in):					
Operating activities	\$ 664	\$ 626	\$ 681	6	(8)
Investing activities	(1,115)	(187)	(179)	*	4
Financing activities	755	(154)	(200)	*	(23)
Effect of exchange-rate changes on cash and cash equivalents	(32)	(13)	(9)	*	44
Net increase in cash and cash equivalents	\$ 272	\$ 272	\$ 293	—	(7)

* Calculation not meaningful.

Certain amounts and percentages may reflect rounding adjustments.

Operating activities

2015 vs. 2014

Net cash provided by operating activities was \$664 million in 2015 compared with \$626 million in 2014. The increase in operating cash flows was primarily attributable to the timing of receipts and payments in the ordinary course of business. This increase was partially offset by lower income before allocation to noncontrolling interests, as adjusted for depreciation and amortization, as well as higher inventory levels and employee termination payments related to our operational efficiency initiative and supply network strategy.

2014 vs. 2013

Net cash provided by operating activities was \$626 million in 2014 compared with \$681 million in 2013. The decrease in operating cash flows was primarily attributable to the timing of receipts and payments in the ordinary course of business, the settlement of payables with Pfizer, and a decrease in other liabilities. This decrease was partially offset by higher income before allocation to noncontrolling interests, as adjusted for depreciation and amortization.

Investing activities

2015 vs. 2014

Net cash used in investing activities was \$1,115 million in 2015 compared with \$187 million in 2014. The increase in investing cash flows was primarily attributable to the acquisitions of Pharmaq and of certain assets of Abbott Animal Health.

2014 vs. 2013

Net cash used in investing activities was \$187 million in 2014 compared with \$179 million in 2013. The increase in investing cash flows was primarily due to a 2014 milestone payment related to previously acquired intangible assets.

Financing activities

2015 vs. 2014

Net cash provided by financing activities was \$755 million in 2015 compared with \$154 million in 2014. The net cash provided by financing activities for 2015 was primarily attributable to proceeds received from the November 2015 issuance of senior notes, partially offset by the purchase of treasury shares and the payment of dividends. The net cash used in financing activities for 2014 was primarily attributable to the payment of dividends.

2014 vs. 2013

Net cash used in financing activities was \$154 million in 2014 compared with \$200 million in 2013. The net cash used in financing activities for 2014 was due primarily to the payment of dividends. The net cash used in financing activities for 2013 was primarily attributable to the net transfers to Pfizer as a result of the Separation.

Analysis of financial condition, liquidity and capital resources

While we believe our cash and cash equivalents on hand, our operating cash flows and our existing financing arrangements will be sufficient to support our future cash needs, this may be subject to the environment in which we operate. Risks to our meeting future funding requirements include global economic conditions described in the following paragraph.

As global financial markets continue their slow and sometimes uneven recovery from the 2008/2009 recession, additional macroeconomic, business and financial volatility may persist. As markets change, we will continue to monitor our liquidity position, but there can be no assurance that a challenging economic environment or an economic downturn will not impact our liquidity or our ability to obtain future financing.

Selected measures of liquidity and capital resources

Certain relevant measures of our liquidity and capital resources follow:

(MILLIONS OF DOLLARS)	December 31, 2015	December 31, 2014
Cash and cash equivalents	\$ 1,154	\$ 882
Accounts receivable, net ^(a)	937	980
Short-term borrowings	5	7
Long-term debt	4,463	3,624
Working capital	2,049	2,379
Ratio of current assets to current liabilities	2.15:1	3.19:1

^(a) Accounts receivable are usually collected over a period of 60 to 90 days. For the year ended December 31, 2015, compared to the year ended December 31, 2014, the number of days that accounts receivables are outstanding remained approximately the same. We regularly monitor our accounts receivable for collectability, particularly in markets where economic conditions remain uncertain. We believe that our allowance for doubtful accounts is appropriate. Our assessment is based on such factors as past due aging, historical and expected collection patterns, the financial condition of our customers, the robust nature of our credit and collection practices and the economic environment.

For additional information about the sources and uses of our funds, see the *Analysis of the consolidated balance sheets* and *Analysis of the consolidated statements of cash flows* sections of this MD&A.

Credit facility and other lines of credit

In December 2012, we entered into a revolving credit agreement with a syndicate of banks providing for a five-year \$1.0 billion senior unsecured revolving credit facility, which became effective in February 2013 upon the completion of the IPO and which expires in December 2017. Subject to certain conditions, we have the right to increase the credit facility to up to \$1.5 billion. The credit facility originally contained a financial covenant requiring us to not exceed a maximum total leverage ratio (the ratio of consolidated net debt as of the end of the period to consolidated Earnings Before Interest, Income Taxes, Depreciation and Amortization (EBITDA) for such period) of 4.35:1 for fiscal year 2013, 3.95:1 for fiscal year 2014, 3.50:1 for fiscal year 2015 and 3.00:1 thereafter. On November 2, 2015, we amended this financial covenant to increase the maximum total leverage ratio for fiscal 2016 and thereafter from 3.00:1 to 3.50:1, and, only upon entering into a material acquisition, to 4.25:1. The amended ratio relating to entering into a material acquisition extends until the fourth full consecutive fiscal quarter ended immediately following the consummation of a material acquisition. On November 10, 2015, we designated the acquisition of Pharmaq a material acquisition under the revolving credit agreement. For additional information see *Note 5. Acquisitions, Divestitures and Certain Investments*. The credit facility also contains a financial covenant requiring that we maintain a minimum interest coverage ratio (the ratio of EBITDA at the end of the period to interest expense for such period) of 3.50:1. In addition, the credit facility contains other customary covenants. We were in compliance with all financial covenants as of December 31, 2015. There were no borrowings outstanding as of both December 31, 2015, and 2014.

We have additional lines of credit and other credit arrangements with a group of banks and other financial intermediaries for general corporate purposes. We maintain cash and cash equivalent balances in excess of our outstanding short-term borrowings. As of December 31, 2015, we had access to \$79 million of lines of credit which expire at various times through 2016. As of December 31, 2015, we had \$4 million of borrowings outstanding related to these facilities, all of which were short-term. As of December 31, 2014, we had \$7 million of short-term borrowings outstanding and \$3 million of long-term borrowings outstanding related to these facilities.

Domestic and international short-term funds

Many of our operations are conducted outside the United States. The amount of funds held in the United States will fluctuate due to the timing of receipts and payments in the ordinary course of business and due to other reasons, such as business development activities. As part of our ongoing liquidity assessments, we regularly monitor the mix of U.S. and international cash flows (both inflows and outflows). Repatriation of overseas funds can result in additional United States, federal, state and local income tax payments. We record U.S. deferred tax liabilities for certain unremitted earnings, but when amounts earned overseas are expected to be indefinitely reinvested outside the United States, no accrual for U.S. taxes is provided.

Global economic conditions

The challenging economic environment has not had, nor do we anticipate that it will have, a significant impact on our liquidity. Due to our operating cash flows, financial assets, access to capital markets and available lines of credit and revolving credit agreements, we continue to believe that we have the ability to meet our liquidity needs for the foreseeable future. As markets change, we continue to monitor our liquidity position. There can be no assurance that a challenging economic environment or a further economic downturn would not impact our ability to obtain financing in the future.

Contractual obligations

Payments due under contractual obligations as of December 31, 2015, are set forth below:

(MILLIONS OF DOLLARS)	Total	2016	2017- 2018	2019- 2020	There- after
Long-term debt, including current portion and interest obligations ^(a)	\$ 7,121	\$ 563	\$ 1,063	\$ 796	\$ 4,699
Other long-term liabilities reflected on our consolidated balance sheets					
under U.S. GAAP ^(b)	117	68	19	7	23
Operating lease commitments	149	27	45	24	53
Purchase obligations and other ^(c)	76	36	27	8	5
Benefit plans - continuing service credit obligations ^(d)	26	4	8	8	6
Uncertain tax positions ^(e)	—	—	—	—	—

Certain amounts may reflect rounding adjustments.

- (a) Long-term debt consists of senior notes and other notes. Our calculations of expected interest payments incorporate only current period assumptions for interest rates, foreign currency translation rates and Zoetis hedging strategies. See Notes to Consolidated Financial Statements—*Note 10A. Financial Instruments: Debt*.
- (b) Includes expected payments to Pfizer related to the transfer of certain product registration and application rights associated with our operations in Indonesia, expected payment to Abbott related to the acquisition of certain assets of Abbott Animal Health, expected employee termination payments that represent contractual obligations, expected payments related to our unfunded U.S. supplemental (non-qualified) savings plans, deferred compensation and expected payments relating to our future benefit payments net of plan assets (included in the determination of the projected benefit obligation) for pension plans that are dedicated to Zoetis employees and those transferred to us from Pfizer. See Notes to Consolidated Financial Statements—*Note 5. Acquisitions, Divestitures and Certain Investments, Note 6. Restructuring Charges and Other Costs Associated with Acquisitions and Cost-Reduction/Productivity Initiatives and Note 14. Benefit Plans*. Excludes approximately \$134 million of noncurrent liabilities related to legal and environmental accruals, certain employee termination and exit costs, deferred income and other accruals, most of which do not represent contractual obligations. See Notes to Consolidated Financial Statements—*Note 6. Restructuring Charges and Other Costs Associated with Acquisitions and Cost-Reduction/Productivity Initiatives and Note 18. Commitments and Contingencies*.
- (c) Includes agreements to purchase goods and services that are enforceable and legally binding and includes amounts relating to advertising, information technology services, employee benefit administration services and potential milestone payments deemed reasonably likely to occur.
- (d) Includes the cost of service credit continuation for certain Zoetis employees in the Pfizer U.S. qualified defined benefit pension and U.S. retiree medical plans, in accordance with the employee matters agreement. See Notes to Consolidated Financial Statements—*Note 14. Benefit Plans*.
- (e) Except for amounts reflected in *Income taxes payable*, we are unable to predict the timing of tax settlements, as tax audits can involve complex issues and the resolution of those issues may span multiple years, particularly if subject to negotiation or litigation.

The table above excludes amounts for potential milestone payments unless the payments are deemed reasonably likely to occur. Payments under these agreements generally become due and payable only upon the achievement of certain development, regulatory and/or commercialization milestones, which may span several years and/or which may never occur. Our contractual obligations in the table above are not necessarily indicative of our contractual obligations in the future.

Debt

On November 13, 2015, we issued \$1.25 billion aggregate principal amount of our senior notes (2015 senior notes), with an original issue discount of \$2 million. These notes are comprised of \$500 million aggregate principal amount of 3.450% senior notes due 2020 and \$750 million aggregate principal amount of 4.500% senior notes due 2025. Net proceeds from this offering were used to repay amounts drawn under the revolving credit facility, which were borrowed to fund the purchase price for the acquisition of Pharmaq (see *Note 5. Acquisitions, Divestitures and Certain Investments*). In addition, net proceeds from this offering will be used to repay the principal when due of \$400 million aggregate principal amount of our 1.150% senior notes due 2016, and for general corporate purposes.

On January 28, 2013, we issued \$3.65 billion aggregate principal amount of our senior notes in a private placement, with an original issue discount of \$10 million. The senior notes are comprised of \$400 million aggregate principal amount of our 1.150% senior notes due 2016, \$750 million aggregate principal amount of our 1.875% senior notes due 2018, \$1.35 billion aggregate principal amount of our 3.250% senior notes due 2023 and \$1.15 billion aggregate principal amount of our 4.700% senior notes due 2043.

We sold \$2.65 billion aggregate principal amount of our senior notes through the initial purchasers in the senior notes offering and Pfizer transferred \$1.0 billion aggregate principal amount of our senior notes to certain of the initial purchasers, who sold such senior notes through the initial purchasers in the senior notes offering. We paid an amount of cash equal to substantially all of the net proceeds that we received in the senior notes offering to Pfizer prior to the completion of the IPO.

The senior notes are governed by an indenture and supplemental indenture (collectively, the indenture) between us and Deutsche Bank Trust Company Americas, as trustee. The indenture contains certain covenants, including limitations on our and certain of our subsidiaries' ability to incur liens or engage in sale leaseback transactions. The indenture also contains restrictions on our ability to consolidate, merge or sell substantially all of our assets. In addition, the indenture contains other customary terms, including certain events of default, upon the occurrence of which the senior notes may be declared immediately due and payable.

Pursuant to the indenture, we are able to redeem the senior notes of any series, in whole or in part, at any time by paying a "make whole" premium, plus accrued and unpaid interest to, but excluding, the date of redemption. Pursuant to our tax matters agreement with Pfizer, we will not be permitted to redeem the 2023 notes pursuant to this optional redemption provision, except under limited circumstances. Upon the occurrence of a change of control of us and a downgrade of the senior notes below an investment grade rating by each of Moody's Investors Service, Inc. and Standard & Poor's Ratings Services, we are, in certain circumstances, required to make an offer to repurchase all of the outstanding senior notes at a price equal to 101% of the aggregate principal amount of the senior notes together with accrued and unpaid interest to, but excluding, the date of repurchase.

In connection with the senior notes offering, we entered into a registration rights agreement (the Registration Rights Agreement) with the representatives of the initial purchasers of the senior notes. Pursuant to the terms of the Registration Rights Agreement, we were obligated, among

other things, to use our commercially reasonable efforts to file a registration statement with the SEC enabling holders of the senior notes to exchange the privately placed notes for publicly registered notes with substantially the same terms. We filed the registration statement with the SEC on September 13, 2013, the SEC declared the registration statement effective on September 24, 2013, and the exchange offer was completed on October 31, 2013.

The components of our long-term debt as of the year ended December 31, 2015, follow:

Description	Principal Amount	Interest Rate	Terms
2016 Senior Note	\$400 million	1.150%	Interest due semi annually, not subject to amortization, aggregate principal due on February 1, 2016 ^(a)
2018 Senior Note	\$750 million	1.875%	Interest due semi annually, not subject to amortization, aggregate principal due on February 1, 2018
2020 Senior Note	\$500 million	3.450%	Interest due semi annually, not subject to amortization, aggregate principal due on November 13, 2020
2023 Senior Note	\$1,350 million	3.250%	Interest due semi annually, not subject to amortization, aggregate principal due on February 1, 2023
2025 Senior Note	\$750 million	4.500%	Interest due semi annually, not subject to amortization, aggregate principal due on November 13, 2025
2043 Senior Note	\$1,150 million	4.700%	Interest due semi annually, not subject to amortization, aggregate principal due on February 1, 2043

^(a) Aggregate principal amount repaid in February 2016.

Credit ratings

Two major corporate debt-rating organizations, Moody's and S&P, assign ratings to our short-term and long-term debt. A security rating is not a recommendation to buy, sell or hold securities and the rating is subject to revision or withdrawal at any time by the rating organization. Each rating should be evaluated independently of any other rating.

The following table provides the current ratings assigned by these rating agencies to our commercial paper and senior unsecured non-credit-enhanced long-term debt:

Name of Rating Agency	Commercial			Date of Last Action
	Paper Rating	Long-term Debt		
		Rating	Outlook	
Moody's	P-2	Baa2	Stable	November 2015
S&P	A-3	BBB-	Stable	November 2015

Pension obligations

Effective December 31, 2012, our employees ceased to participate in the Pfizer U.S. qualified defined benefit and U.S. retiree medical plans, and liabilities associated with our employees under these plans were retained by Pfizer. As part of the Separation, Pfizer is continuing to credit certain employees' service with Zoetis generally through December 31, 2017 (or termination of employment from Zoetis, if earlier), for certain early retirement benefits with respect to Pfizer's U.S. defined benefit pension and retiree medical plans. In connection with the employee matters agreement, Zoetis will be responsible for payment of three-fifths of the total cost of the service credit continuation (approximately \$38 million) for these plans. The amount of the service cost continuation payment to be paid by Zoetis to Pfizer was determined and fixed based on an actuarial assessment of the value of the grow-in benefits and will be paid in equal installments over a period of 10 years. As of December 31, 2015, the remaining payments due to Pfizer (approximately \$26 million in the aggregate) are to be paid over the next 7 years.

As part of the Separation, Pfizer transferred to us the net pension obligations associated with certain international defined benefit plans. We expect to contribute a total of approximately \$8 million to these plans in 2016.

In 2013, Pfizer transferred to us the U.S. supplemental savings plan liability of approximately \$14 million, cash of \$9 million and a deferred tax asset of \$5 million associated with employees transferred to us as part of the Separation. As of December 31, 2015, the supplemental savings plan liability was approximately \$21 million.

For additional information, see Notes to Consolidated Financial Statements— *Note 14. Benefit Plans*.

Share repurchase program

In November 2014, the company's Board of Directors authorized a \$500 million share repurchase program. Purchases of Zoetis shares may be made at the discretion of management, depending on market conditions and business needs. There were no share repurchases under this program during the year ended December 31, 2014. During 2015, approximately 4 million shares were repurchased. As of December 31, 2015, there was approximately \$301 million remaining under this authorization.

Off-balance sheet arrangements

In the ordinary course of business and in connection with the sale of assets and businesses, we may indemnify our counterparties against certain liabilities that may arise in connection with a transaction or that are related to activities prior to a transaction. These indemnifications typically pertain to environmental, tax, employee and/or product-related matters, and patent-infringement claims. If the indemnified party were to make a successful claim pursuant to the terms of the indemnification, we would be required to reimburse the loss. These indemnifications are generally subject to threshold amounts, specified claim periods and other restrictions and limitations. Historically, we have not paid significant amounts under these provisions and, as of December 31, 2015 and December 31, 2014, recorded amounts for the estimated fair value of these indemnifications are not significant.

New accounting standards

For discussion of our new accounting standards, see Notes to Consolidated Financial Statements—*Note 4. Significant Accounting Policies—New Accounting Standards*.

Recently Issued Accounting Standards, not Adopted as of December 31, 2015

In July 2015, the FASB issued an accounting standards update to simplify the measurement of inventory by requiring that inventory be measured at the lower of cost or net realizable value, rather than at the lower of cost or market, with market being defined as either replacement cost, net realizable value or net realizable value less a normal profit margin. The provisions of the new standard are effective beginning January 1, 2017, for annual and interim reporting periods. The guidance will be adopted prospectively and early adoption is permitted. We plan to adopt this guidance as of January 1, 2017, the required effective date, and do not expect this guidance to have a significant impact on our consolidated financial statements.

In February 2015, the FASB issued an accounting standards update that provides revised guidance on whether to consolidate certain legal entities, such as limited partnerships, limited liability corporations and securitization structures. We plan to adopt this guidance as of January 1, 2016, the required effective date, and do not expect this guidance to have a significant impact on our consolidated financial statements.

In May 2014, the FASB issued an accounting standards update that outlines a new, single comprehensive model for companies to use in accounting for revenue arising from contracts with customers. This update supersedes most current revenue recognition guidance under U.S. GAAP. The core principle of the new guidance is that an entity should recognize revenue to depict the transfer of goods or services to customers in an amount that reflects the consideration to which the entity expects to be entitled in exchange for those goods or services. The guidance includes a five-step model for determining how, when and how much revenue should be recognized. This update also requires additional disclosure about the nature, amount, timing and uncertainty of revenue and cash flows arising from contracts with customers. In July 2015, the FASB issued a one year deferral of the effective date. The provisions of the new standard are now effective for Zoetis beginning January 1, 2018, for annual and interim reporting periods. Early adoption is permitted beginning on January 1, 2017. The new standard allows for either full retrospective or modified retrospective transition upon adoption. We continue to assess the transition method we will elect for adoption as well as the potential impact that adopting this new guidance will have on our consolidated financial statements.

Forward-looking statements and factors that may affect future results

This report contains “forward-looking” statements. We generally identify forward-looking statements by using words such as “anticipate,” “estimate,” “could,” “expect,” “intend,” “project,” “plan,” “predict,” “believe,” “seek,” “continue,” “outlook,” “may,” “might,” “will,” “should,” “can have,” “likely” or the negative version of these words or comparable words or by using future dates in connection with any discussion of future performance, actions or events.

In particular, forward-looking statements include statements relating to our indebtedness, our ability to make interest and principal payments on our indebtedness, our ability to satisfy the covenants contained in our indebtedness, the redemption of the notes, new systems infrastructure stand-up, our 2016 financial guidance, future actions, business plans or prospects, prospective products, product approvals or products under development, product supply disruptions, R&D costs, timing and likelihood of success, future operating or financial performance, future results of current and anticipated products and services, strategies, sales efforts, expenses, production efficiencies, production margins, interest rates, tax rates, changes in tax regimes and laws, foreign exchange rates, growth in emerging markets, the outcome of contingencies, such as legal proceedings, plans related to share repurchases and dividends, our agreements with Pfizer, the expected timing and content of regulatory actions, government regulation and financial results. These statements are not guarantees of future performance, actions or events. Forward-looking statements are subject to risks and uncertainties, many of which are beyond our control, and are potentially inaccurate assumptions. Among the factors that could cause actual results to differ materially from past results and future plans and projected future results are the following:

- emerging restrictions and bans on the use of antibacterials in food-producing animals;
- perceived adverse effects on human health linked to the consumption of food derived from animals that utilize our products;
- increased regulation or decreased governmental support relating to the raising, processing or consumption of food-producing animals;
- fluctuations in foreign exchange rates and potential currency controls;
- changes in tax laws, regulations, and challenges brought against our incentive tax rulings;
- legal factors, including product liability claims, antitrust litigation and governmental investigations, including tax disputes, environmental concerns, commercial disputes and patent disputes with branded and generic competitors, any of which could preclude commercialization of products or negatively affect the profitability of existing products;
- failure to protect our intellectual property rights or to operate our business without infringing the intellectual property rights of others;
- an outbreak of infectious disease carried by animals;
- adverse weather conditions and the availability of natural resources;
- adverse global economic conditions;
- failure of our R&D, acquisition and licensing efforts to generate new products;
- the possible impact of competing products, including generic alternatives, on our products and our ability to compete against such products;
- quarterly fluctuations in demand and costs;

- governmental laws and regulations affecting domestic and foreign operations, including without limitation, tax obligations and changes affecting the tax treatment by the United States of income earned outside the United States that may result from pending and possible future proposals; and
- governmental laws and regulations affecting our interactions with veterinary healthcare providers.

However, there may also be other risks that we are unable to predict at this time. These risks or uncertainties may cause actual results to differ materially from those contemplated by a forward-looking statement. You should not put undue reliance on forward-looking statements. Forward-looking statements speak only as of the date on which they are made. We undertake no obligation to publicly update forward-looking statements, whether as a result of new information, future events or otherwise, except as required by law or by the rules and regulations of the SEC. You are advised, however, to consult any further disclosures we make on related subjects in our Form 10-Q and 8-K reports and our other filings with the SEC. You should understand that it is not possible to predict or identify all such factors. Consequently, you should not consider the above to be a complete discussion of all potential risks or uncertainties.

Item 7A. Quantitative and Qualitative Disclosures About Market Risk.

A significant portion of our revenue and costs are exposed to changes in foreign exchange rates. In addition, our outstanding borrowings may be subject to risk from changes in interest rates and foreign exchange rates. The overall objective of our financial risk management program is to seek to minimize the impact of foreign exchange rate movements and interest rate movements on our earnings. We manage these financial exposures through operational means and by using certain financial instruments. These practices may change as economic conditions change.

Foreign exchange risk

Our primary net foreign currency translation exposures are the euro, Brazilian real and Australian dollar. We seek to manage our foreign exchange risk, in part, through operational means, including managing same-currency revenue in relation to same-currency costs and same-currency assets in relation to same-currency liabilities.

Foreign exchange risk is also managed through the use of foreign currency forward-exchange contracts. These contracts are used to offset the potential earnings effects from mostly intercompany short-term foreign currency assets and liabilities that arise from operations.

Our financial instruments at December 31, 2015, were analyzed to determine their sensitivity to foreign exchange rate changes. The fair values of these instruments were determined using Level 2 inputs. For additional details, see Notes to Consolidated Financial Statements— *Note 4. Significant Accounting Policies: Fair Value*. The sensitivity analysis of changes in the fair value of all foreign currency forward-exchange contracts at December 31, 2015, indicates that if the U.S. dollar were to appreciate against all other currencies by 10%, the fair value of these contracts would increase by \$23 million, and if the U.S. dollar were to weaken against all other currencies by 10%, the fair value of these contracts would decrease by \$30 million. For additional details, see Notes to Consolidated Financial Statements—*Note 10B. Financial Instruments: Derivative Financial Instruments*.

Interest rate risk

Our outstanding debt balances are fixed rate debt. While changes in interest rates will have no impact on the interest we pay on our fixed rate debt, interest on our revolving credit facility will be exposed to interest rate fluctuations. At December 31, 2015, we had no outstanding principal balance under our revolving credit facility. See Notes to Consolidated Financial Statements— *Note 10. Financial Instruments*.

Item 8. Financial Statements and Supplementary Data.

INDEX TO FINANCIAL STATEMENTS

	Page
Audited Consolidated Financial Statements of Zoetis Inc. and Subsidiaries:	
Reports of Independent Registered Public Accounting Firm	59
Consolidated Statements of Income for the Years Ended December 31, 2015, 2014 and 2013	61
Consolidated Statements of Comprehensive Income for the Years Ended December 31, 2015, 2014 and 2013	62
Consolidated Balance Sheets as of December 31, 2015 and 2014	63
Consolidated Statements of Equity for the Years Ended December 31, 2015, 2014 and 2013	64
Consolidated Statements of Cash Flows for the Years Ended December 31, 2015, 2014 and 2013	65
Notes to Consolidated Financial Statements	67
Schedule II—Valuation and Qualifying Accounts	105

Report of Independent Registered Public Accounting Firm

The Board of Directors and Stockholders
Zoetis Inc.:

We have audited the accompanying consolidated balance sheets of Zoetis Inc. and subsidiaries (the Company) as of December 31, 2015 and 2014, and the related consolidated statements of income, comprehensive income, equity and cash flows for each of the years in the three-year period ended December 31, 2015. In connection with our audits of the consolidated financial statements, we also have audited financial statement schedule II - Valuation and Qualifying Accounts. These consolidated financial statements and financial statement schedule are the responsibility of the Company's management. Our responsibility is to express an opinion on these consolidated financial statements and financial statement schedule based on our audits.

We conducted our audits in accordance with the standards of the Public Company Accounting Oversight Board (United States). Those standards require that we plan and perform the audit to obtain reasonable assurance about whether the financial statements are free of material misstatement. An audit includes examining, on a test basis, evidence supporting the amounts and disclosures in the financial statements. An audit also includes assessing the accounting principles used and significant estimates made by management, as well as evaluating the overall financial statement presentation. We believe that our audits provide a reasonable basis for our opinion.

In our opinion, the consolidated financial statements referred to above present fairly, in all material respects, the financial position of Zoetis Inc. and subsidiaries as of December 31, 2015 and 2014, and the consolidated results of their operations and their cash flows for each of the years in the three-year period ended December 31, 2015, in conformity with U.S. generally accepted accounting principles. Also, in our opinion, the related financial statement schedule referred to above, when considered in relation to the basic consolidated financial statements taken as a whole, presents fairly, in all material respects, the information set forth therein.

We also have audited, in accordance with the standards of the Public Company Accounting Oversight Board (United States), Zoetis Inc. and subsidiaries' internal control over financial reporting as of December 31, 2015, based on criteria established in *Internal Control - Integrated Framework (2013)* issued by the Committee of Sponsoring Organizations of the Treadway Commission (COSO), and our report dated February 24, 2016, expressed an unqualified opinion on the effectiveness of the Company's internal control over financial reporting.

/s/ KPMG LLP
New York, New York
February 24, 2016

Report of Independent Registered Public Accounting Firm

The Board of Directors and Stockholders
Zoetis Inc.:

We have audited Zoetis Inc. and subsidiaries' (the Company) internal control over financial reporting as of December 31, 2015, based on criteria established in *Internal Control - Integrated Framework (2013)* issued by the Committee of Sponsoring Organizations of the Treadway Commission (COSO). The Company's management is responsible for maintaining effective internal control over financial reporting, and for its assessment of the effectiveness of internal control over financial reporting, included in the accompanying Management's Report on Internal Control Over Financial Reporting. Our responsibility is to express an opinion on the Company's internal control over financial reporting based on our audit.

We conducted our audit in accordance with the standards of the Public Company Accounting Oversight Board (United States). Those standards require that we plan and perform the audit to obtain reasonable assurance about whether effective internal control over financial reporting was maintained in all material respects. Our audit included obtaining an understanding of internal control over financial reporting, assessing the risk that a material weakness exists, and testing and evaluating the design and operating effectiveness of internal control based on the assessed risk. Our audit also included performing such other procedures as we considered necessary in the circumstances. We believe that our audit provides a reasonable basis for our opinion.

A company's internal control over financial reporting is a process designed to provide reasonable assurance regarding the reliability of financial reporting and the preparation of financial statements for external purposes in accordance with generally accepted accounting principles. A company's internal control over financial reporting includes those policies and procedures that (1) pertain to the maintenance of records that, in reasonable detail, accurately and fairly reflect the transactions and dispositions of the assets of the company; (2) provide reasonable assurance that transactions are recorded as necessary to permit preparation of financial statements in accordance with generally accepted accounting principles, and that receipts and expenditures of the company are being made only in accordance with authorizations of management and directors of the company; and (3) provide reasonable assurance regarding prevention or timely detection of unauthorized acquisition, use, or disposition of the company's assets that could have a material effect on the financial statements.

Because of its inherent limitations, internal control over financial reporting may not prevent or detect misstatements. Also, projections of any evaluation of effectiveness to future periods are subject to the risk that controls may become inadequate because of changes in conditions, or that the degree of compliance with the policies or procedures may deteriorate.

In our opinion, Zoetis Inc. and subsidiaries maintained, in all material respects, effective internal control over financial reporting as of December 31, 2015, based on criteria established in *Internal Control - Integrated Framework (2013)* issued by the Committee of Sponsoring Organizations of the Treadway Commission.

The Company acquired Pharmaq on November 9, 2015, and management excluded from its assessment of the effectiveness of internal control over financial reporting as of December 31, 2015, Pharmaq's internal control over financial reporting associated with assets representing approximately 8%, of consolidated assets, including goodwill, included in the consolidated financial statements of the Company as of December 31, 2015. Our audit of internal control over financial reporting of the Company also excluded an evaluation of the internal control over financial reporting of Pharmaq.

We also have audited, in accordance with the standards of the Public Company Accounting Oversight Board (United States), the consolidated balance sheets of Zoetis Inc. and subsidiaries as of December 31, 2015 and 2014, and the related consolidated statements of income, comprehensive income, equity and cash flows for each of the years in the three-year period ended December 31, 2015, and our report dated February 24, 2016, expressed an unqualified opinion on those consolidated financial statements.

/s/ KPMG LLP
New York, New York
February 24, 2016

ZOETIS INC. AND SUBSIDIARIES
CONSOLIDATED STATEMENTS OF INCOME

(MILLIONS OF DOLLARS AND SHARES, EXCEPT PER SHARE DATA)	Year Ended December 31,		
	2015	2014	2013
Revenue	\$ 4,765	\$ 4,785	\$ 4,561
Costs and expenses:			
Cost of sales ^(a)	1,738	1,717	1,669
Selling, general and administrative expenses ^(a)	1,532	1,643	1,613
Research and development expenses ^(a)	364	396	399
Amortization of intangible assets	61	60	60
Restructuring charges and certain acquisition-related costs	320	25	26
Interest expense, net of capitalized interest	124	117	113
Other (income)/deductions—net	81	7	(9)
Income before provision for taxes on income	545	820	690
Provision for taxes on income	206	233	187
Net income before allocation to noncontrolling interests	339	587	503
Net income/(loss) attributable to noncontrolling interests	—	4	(1)
Net income attributable to Zoetis	\$ 339	\$ 583	\$ 504
Earnings per share attributable to Zoetis Inc. stockholders:			
Basic	\$ 0.68	\$ 1.16	\$ 1.01
Diluted	\$ 0.68	\$ 1.16	\$ 1.01
Weighted-average common shares outstanding:			
Basic	499.707	501.055	500.002
Diluted	502.019	502.025	500.317
Dividends declared per common share	\$ 0.344	\$ 0.299	\$ 0.267

^(a) Exclusive of amortization of intangible assets, except as disclosed in *Note 4. Significant Accounting Policies—Amortization of Intangible Assets, Depreciation and Certain Long-Lived Assets*.

ZOETIS INC. AND SUBSIDIARIES
CONSOLIDATED STATEMENTS OF COMPREHENSIVE INCOME

(MILLIONS OF DOLLARS)	Year Ended December 31,		
	2015	2014	2013
Net income before allocation to noncontrolling interests	\$ 339	\$ 587	\$ 503
Other comprehensive loss, net of tax and reclassification adjustments:			
Unrealized loss on derivatives, net ^(a)	(2)	—	—
Foreign currency translation adjustments, net	(269)	(123)	(54)
Benefit plans: Actuarial gains/(losses), net ^(a)	9	(10)	(2)
Plan settlement, net ^(b)	—	3	—
Total other comprehensive loss, net of tax	(262)	(130)	(56)
Comprehensive income before allocation to noncontrolling interests	77	457	447
Comprehensive income/(loss) attributable to noncontrolling interests	(1)	5	(1)
Comprehensive income attributable to Zoetis	\$ 78	\$ 452	\$ 448

^(a) Presented net of reclassification adjustments and tax impacts, which are not significant in any period presented. Reclassification adjustments related to benefit plans are generally reclassified, as part of net periodic pension cost, into *Cost of sales, Selling, general and administrative expenses*, and/or *Research and development expenses*, as appropriate, in the consolidated statements of income.

^(b) Reflects the 2014 settlement charge associated with the 2012 sale of our Netherlands manufacturing facility which was recorded to *Other (income)/deductions—net*. See *Note 14. Benefit Plans* for additional information.

ZOETIS INC. AND SUBSIDIARIES
CONSOLIDATED BALANCE SHEETS

(MILLIONS OF DOLLARS, EXCEPT PER SHARE DATA)	December 31, 2015	December 31, 2014
<u>Assets</u>		
Cash and cash equivalents	\$ 1,154	\$ 882
Accounts receivable, less allowance for doubtful accounts of \$34 in 2015 and \$32 in 2014	937	980
Inventories	1,467	1,289
Current deferred tax assets	—	109
Assets held for sale	71	—
Other current assets	201	205
Total current assets	3,830	3,465
Property, plant and equipment, less accumulated depreciation of \$1,208 in 2015 and \$1,145 in 2014	1,307	1,318
Goodwill	1,455	976
Identifiable intangible assets, less accumulated amortization	1,190	727
Noncurrent deferred tax assets	82	54
Other noncurrent assets	49	48
Total assets	\$ 7,913	\$ 6,588
<u>Liabilities and Equity</u>		
Short-term borrowings	\$ 5	\$ 7
Current portion of long-term debt	400	—
Accounts payable	293	290
Dividends payable	47	42
Accrued expenses	676	475
Accrued compensation and related items	234	238
Income taxes payable	63	26
Liabilities associated with assets held for sale	4	—
Other current liabilities	59	8
Total current liabilities	1,781	1,086
Long-term debt, net of discount and issuance costs	4,463	3,624
Noncurrent deferred tax liabilities	264	277
Other taxes payable	63	57
Other noncurrent liabilities	251	207
Total liabilities	6,822	5,251
Commitments and contingencies	—	—
Stockholders' equity:		
Preferred stock, \$0.01 par value; 1,000,000,000 authorized, none issued	—	—
Common stock, \$0.01 par value: 6,000,000,000 authorized, 501,808,229 and 501,342,267 shares issued; 497,400,113 and 501,327,524 shares outstanding at December 31, 2015 and 2014, respectively	5	5
Treasury stock, at cost, 4,408,116 and 14,743 shares of common stock at December 31, 2015 and 2014, respectively	(203)	—
Additional paid-in capital	1,012	958
Retained earnings	876	709
Accumulated other comprehensive loss	(622)	(361)
Total Zoetis Inc. equity	1,068	1,311
Equity attributable to noncontrolling interests	23	26
Total equity	1,091	1,337
Total liabilities and equity	\$ 7,913	\$ 6,588

ZOETIS INC. AND SUBSIDIARIES
CONSOLIDATED STATEMENTS OF EQUITY

	Zoetis								
	Common Stock ^(a)	Treasury Stock ^(a)	Business Unit Equity ^(b)	Additional Paid-in Capital	Retained Earnings	Accumulated Other Comprehensive Loss	Equity Attributable to Noncontrolling Interests	Total Equity	
(MILLIONS OF DOLLARS)									
Balance, December 31, 2012	\$ —	\$ —	\$ 4,183	\$ —	\$ —	\$ (157)	\$ 15	\$ 4,041	
Net income (loss)	—	—	94	—	410	—	(1)	503	
Other comprehensive loss	—	—	—	—	—	(56)	—	(56)	
Share-based compensation awards ^(c)	—	—	3	40	—	—	—	43	
Net transfers—Pfizer Inc. ^(b)	—	—	(271)	—	—	—	—	(271)	
Separation adjustments ^(d)	—	—	414	29	—	(6)	8	445	
Employee benefit plan contribution from Pfizer Inc. ^(e)	—	—	—	2	—	—	—	2	
Reclassification of net liability due to Pfizer Inc. ^(f)	—	—	(60)	—	—	—	—	(60)	
Consideration paid to Pfizer Inc. in connection with the Separation ^(g)	—	—	—	(3,551)	—	—	—	(3,551)	
Issuance of common stock to Pfizer Inc. in connection with the Separation and reclassification of Business Unit Equity ^(g)	5	—	(4,363)	4,358	—	—	—	—	
Dividends declared	—	—	—	—	(134)	—	—	(134)	
Balance, December 31, 2013	\$ 5	\$ —	\$ —	\$ 878	\$ 276	\$ (219)	\$ 22	\$ 962	
Net income	—	—	—	—	583	—	4	587	
Other comprehensive income (loss)	—	—	—	—	—	(131)	1	(130)	
Share-based compensation awards ^(c)	—	—	—	31	—	—	—	31	
Defined contribution plan transactions ^(h)	—	—	—	36	—	—	—	36	
Pension plan transfer from Pfizer Inc. ⁽ⁱ⁾	—	—	—	11	—	(11)	—	—	
Employee benefit plan contribution from Pfizer Inc. ^(e)	—	—	—	2	—	—	—	2	
Dividends declared	—	—	—	—	(150)	—	(1)	(151)	
Balance, December 31, 2014	\$ 5	\$ —	\$ —	\$ 958	\$ 709	\$ (361)	\$ 26	\$ 1,337	
Net income	—	—	—	—	339	—	—	339	
Other comprehensive loss	—	—	—	—	—	(261)	(1)	(262)	
Share-based compensation awards ^(c)	—	(4)	—	51	—	—	—	47	
Treasury stock acquired ^(j)	—	(199)	—	—	—	—	—	(199)	
Employee benefit plan contribution from Pfizer Inc. ^(e)	—	—	—	3	—	—	—	3	
Dividends declared	—	—	—	—	(172)	—	(2)	(174)	
Balance, December 31, 2015	\$ 5	\$ (203)	\$ —	\$ 1,012	\$ 876	\$ (622)	\$ 23	\$ 1,091	

^(a) As of December 31, 2015 and 2014, respectively, there were 497,400,113 and 501,327,524 outstanding shares of common stock and 4,408,116 and 14,743 shares of treasury stock. Treasury stock is recognized at the cost to reacquire the shares. For additional information, see Note 16. *Stockholders' Equity*.

^(b) All amounts associated with *Business Unit Equity* relate to periods prior to the Separation. See Note 2A. *The Separation, Adjustments Associated with the Separation, Senior Notes Offering, Initial Public Offering and Exchange Offer: The Separation*.

^(c) Includes the issuance of shares of Zoetis Inc. common stock and the reacquisition of shares of treasury stock associated with exercises of employee share-based awards. Treasury shares are reacquired from employees for withholding tax purposes in connection with the vesting and exercise of awards under our equity compensation plan. For additional information, see Note 15. *Share-Based Payments* and Note 16. *Stockholders' Equity*.

^(d) For additional information, see Note 2B. *The Separation, Adjustments Associated with the Separation, Senior Notes Offering, Initial Public Offering and Exchange Offer: Adjustments Associated with the Separation*.

^(e) Represents contributed capital from Pfizer Inc. associated with service credit continuation for certain Zoetis Inc. employees in Pfizer Inc.'s U.S. qualified defined benefit and U.S. retiree medical plans. See Note 14. *Benefit Plans*.

^(f) Represents the reclassification of the Receivable from Pfizer Inc. and the Payable to Pfizer Inc. from *Business Unit Equity* as of the Separation date. See Note 2A. *The Separation, Adjustments Associated with the Separation, Senior Notes Offering, Initial Public Offering and Exchange Offer: The Separation*.

^(g) Reflects the Separation transaction. See Note 2A. *The Separation, Adjustments Associated with the Separation, Senior Notes Offering, Initial Public Offering and Exchange Offer: The Separation*.

^(h) Reflects company matching and profit-sharing contributions funded through the issuance of shares of Zoetis Inc. common stock for the year ended December 31, 2014. For additional information, see Note 16. *Stockholders' Equity*.

⁽ⁱ⁾ Reflects the 2014 transfers of defined benefit pension plans from Pfizer Inc. and the associated reclassification from *Additional Paid in Capital* to *Accumulated Other Comprehensive Loss*. See Note 14. *Benefit Plans*.

^(j) Reflects the acquisition of treasury shares in connection with the Share Repurchase Program. For additional information, see Note 16. *Stockholders' Equity*.

ZOETIS INC. AND SUBSIDIARIES
CONSOLIDATED STATEMENTS OF CASH FLOWS

(MILLIONS OF DOLLARS)	Year Ended December 31,		
	2015	2014	2013
Operating Activities			
Net income before allocation to noncontrolling interests	\$ 339	\$ 587	\$ 503
Adjustments to reconcile net income before noncontrolling interests to net cash provided by operating activities:			
Depreciation and amortization expense	199	204	209
Share-based compensation expense	43	32	43
Restructuring, net of payments	203	(2)	(53)
Asset write-offs and asset impairments	60	10	15
Provision for losses on inventory	94	94	74
Deferred taxes	(85)	(49)	23
Foreign currency loss related to Venezuela Revaluation, excluding impact on cash	6	—	—
Employee benefit plan contribution from Pfizer Inc.	3	2	2
Other non-cash adjustments	10	(3)	(10)
Other changes in assets and liabilities, net of acquisitions and divestitures and transfers with Pfizer Inc.			
Accounts receivable	(58)	69	(99)
Inventories	(262)	(110)	(178)
Other assets	(9)	(2)	(24)
Accounts payable	17	(210)	(82)
Other liabilities	70	13	249
Other tax accounts, net	34	(9)	9
Net cash provided by operating activities	664	626	681
Investing Activities			
Purchases of property, plant and equipment	(224)	(180)	(184)
Milestone payment related to previously acquired intangibles	—	(15)	—
Acquisition of Abbott Animal Health	(229)	—	—
Acquisition of Pharmaq, net of cash acquired	(654)	—	—
Net proceeds from sales of assets	2	9	9
Other investing activities	(10)	(1)	(4)
Net cash used in investing activities	(1,115)	(187)	(179)
Financing Activities			
(Decrease)/increase in short-term borrowings, net	(2)	(8)	16
Proceeds from issuance of long-term debt—senior notes, net of discount and fees	1,236	—	2,625
Stock-based compensation-related proceeds and excess tax benefits	11	2	—
Purchases of treasury stock	(203)	—	—
Consideration paid to Pfizer Inc. in connection with the Separation ^(a)	—	—	(2,559)
Cash dividends paid	(168)	(146)	(98)
Cash paid to settle Pharmaq debt	(119)	—	—
Other net financing activities with Pfizer Inc.	—	(2)	(184)
Net cash provided by/(used in) financing activities	755	(154)	(200)
Effect of exchange-rate changes on cash and cash equivalents	(32)	(13)	(9)
Net increase in cash and cash equivalents	272	272	293
Cash and cash equivalents at beginning of period	882	610	317
Cash and cash equivalents at end of period	\$ 1,154	\$ 882	\$ 610

Supplemental cash flow information

Cash paid during the period for:

Income taxes	\$	224	\$	278	\$	134
Interest, net of capitalized interest		117		118		60
Non-cash transactions:						
Intangible asset acquisition ^(b)	\$	—	\$	8	\$	—
Purchases of property, plant and equipment		11		9		16
Contingent purchase price consideration ^(c)		23		—		3
Dividends declared, not paid		47		42		36
Zoetis Inc. senior notes transferred to Pfizer Inc. in connection with the Separation ^(d)		—		—		992

^(a) Reflects the Separation transaction. Amount is net of the non-cash portion. See *Note 2A. The Separation, Adjustments Associated with the Separation, Senior Notes Offering, Initial Public Offering and Exchange Offer: The Separation.*

^(b) Reflects the non-cash portion of the acquisition of product registration and application rights from Pfizer. See *Note 20. Transactions and Agreements with Pfizer.*

^(c) Relates primarily to the non-cash portion of the acquisition of certain assets of Abbott Animal Health. See *Note 5A. Acquisitions, Divestitures and Certain Investments: Acquisitions.*

^(d) Reflects the non-cash portion of the Separation transaction. See *Note 2A. The Separation, Adjustments Associated with the Separation, Senior Notes Offering, Initial Public Offering and Exchange Offer: The Separation.*

ZOETIS INC. AND SUBSIDIARIES

NOTES TO CONSOLIDATED FINANCIAL STATEMENTS

1. Business Description

Zoetis Inc. (including its subsidiaries, collectively, Zoetis, the company, we, us or our) is a global leader in the discovery, development, manufacture and commercialization of animal health medicines and vaccines, with a focus on both livestock and companion animals. We organize and operate our business in two geographic regions: the United States (U.S.) and International.

We directly market our products in approximately 45 countries across North America, Europe, Africa, Asia, Australia and South America. Our products are sold in more than 100 countries, including developed markets and emerging markets, and our revenue is mostly generated in the United States. We have a diversified business, marketing products across eight core species: cattle, swine, poultry, sheep and fish (collectively, livestock) and dogs, cats and horses (collectively, companion animals); and within five major product categories: anti-infectives, vaccines, parasiticides, medicated feed additives and other pharmaceuticals.

2. The Separation, Adjustments Associated with the Separation, Senior Notes Offering, Initial Public Offering and Exchange Offer

Pfizer Inc. (Pfizer) formed Zoetis to acquire, own and operate the animal health business of Pfizer. On June 24, 2013, Pfizer completed an exchange offer resulting in the full separation of Zoetis from Pfizer. For additional information, see *E. Exchange Offer*.

A. The Separation

In the first quarter of 2013, through a series of steps (collectively, the Separation), Pfizer transferred to us its subsidiaries holding substantially all of the assets and liabilities of its animal health business. In exchange, we transferred to Pfizer: (i) all of the issued and outstanding shares of our Class A common stock; (ii) all of the issued and outstanding shares of our Class B common stock; (iii) \$1.0 billion in senior notes (see *C. Senior Notes Offering* below); and (iv) an amount of cash equal to substantially all of the net proceeds received in the senior notes offering (approximately \$2.5 billion).

B. Adjustments Associated with the Separation

In connection with the Separation, certain animal health assets and liabilities included in the pre-Separation balance sheet were retained by Pfizer and certain non-animal health assets and liabilities (not included in the pre-Separation balance sheet) were transferred to Zoetis. The adjustments to the historical balance sheet of Zoetis (collectively, the Separation Adjustments) representing approximately \$445 million of net liabilities retained by Pfizer, were primarily related to the following:

- The removal of inventories (approximately \$74 million), property, plant and equipment (approximately \$28 million) and miscellaneous other net liabilities (approximately \$21 million) associated with certain non-dedicated manufacturing sites that were retained by Pfizer;
- The addition of property, plant and equipment (approximately \$56 million) associated with a non-dedicated manufacturing site that was transferred to us by Pfizer (and then leased back to Pfizer under operating leases), and the removal of the inventory (approximately \$46 million) and net other assets (approximately \$4 million) at that site as these assets were retained by Pfizer;
- The addition of net defined benefit plan liabilities (approximately \$21 million) and deferred compensation liabilities (approximately \$4 million);
- The elimination of (i) noncurrent deferred tax assets (some of which were included within noncurrent deferred tax liabilities due to jurisdictional netting) related to net operating loss and tax credit carryforwards; (ii) net tax liabilities associated with uncertain tax positions; (iii) noncurrent deferred tax liabilities related to deferred income taxes on unremitted earnings; and (iv) other allocated net tax assets, all of which (approximately \$49 million in net tax asset accounts) were retained by Pfizer;
- The addition of (i) noncurrent deferred tax assets (approximately \$8 million, some of which were included within noncurrent deferred tax liabilities due to jurisdictional netting) related to net benefit plan liabilities transferred to us by Pfizer; (ii) noncurrent deferred tax assets (approximately \$2 million) related to net operating loss and tax credit carryforwards; and (iii) noncurrent deferred tax liabilities (approximately \$2 million) related to property, plant and equipment transferred to us by Pfizer;
- The elimination of allocated long-term debt (approximately \$582 million), allocated accrued interest payable (approximately \$16 million) and allocated unamortized deferred debt issuance costs (approximately \$2 million) that were retained by Pfizer;
- Certain net financial assets retained by Pfizer (approximately \$45 million);
- The removal of cash (approximately \$7 million), inventories (approximately \$5 million), property, plant and equipment (approximately \$8 million), miscellaneous other assets (approximately \$3 million) and other miscellaneous liabilities (approximately \$2 million) associated with non-U.S. Pfizer businesses that did not transfer to us from Pfizer;
- The addition of net receivables from Pfizer (approximately \$5 million) associated with certain foreign taxes directly resulting from certain aspects of the Separation that were the responsibility of Pfizer under the terms of the tax matters agreement, see *Note 9B. Tax Matters: Tax Matters Agreement*;
- The addition of (i) inventory (approximately \$15 million); (ii) net deferred tax assets (approximately \$1 million); and (iii) miscellaneous other assets (approximately \$5 million) transferred to us by Pfizer, and the removal of (i) property, plant and equipment (approximately \$2

million); (ii) miscellaneous other liabilities (approximately \$57 million); and (iii) the elimination of prepaid taxes (approximately \$4 million) that were retained by Pfizer; and

- The addition of net benefit plan liabilities (approximately \$21 million) associated with certain international plans that transferred from Pfizer to Zoetis in 2014. See *Note 14. Benefit Plans*.

The Separation Adjustment associated with *Accumulated Other Comprehensive Loss* reflects the accumulated currency translation adjustment based on the actual legal entity structure of Zoetis.

C. Senior Notes Offering

In connection with the Separation, on January 28, 2013, we issued \$3.65 billion aggregate principal amount of our senior notes in a private placement, with an original issue discount of \$10 million. For additional information, see *Note 10A. Financial Instruments: Debt*.

D. Initial Public Offering (IPO)

After the Separation, on February 6, 2013, an IPO of 99,015,000 shares of our Class A common stock (including the exercise of the underwriters' over-allotment option) at a price of \$26.00 per share was completed. Pfizer retained the net proceeds from the IPO.

Immediately following the IPO, there were 99,015,000 outstanding shares of Class A common stock and 400,985,000 outstanding shares of Class B common stock. The rights of the holders of Class A common stock and Class B common stock are identical, except with respect to voting and conversion rights. Following the IPO, Pfizer owned all of the outstanding shares of our Class B common stock, all of which was converted to Class A common stock in connection with the Exchange Offer. See *E. Exchange Offer*. There are no longer any shares of our Class B common stock outstanding.

In connection with the IPO, we entered into certain agreements that provide a framework for an ongoing relationship with Pfizer. For additional information, see *Note 20B. Transactions and Agreements with Pfizer: Agreements with Pfizer*.

E. Exchange Offer

On May 22, 2013, Pfizer announced an exchange offer (the Exchange Offer) whereby Pfizer shareholders could exchange a portion of Pfizer common stock for Zoetis common stock. The Exchange Offer was completed on June 24, 2013, resulting in the full separation of Zoetis and the disposal of Pfizer's entire ownership and voting interest in Zoetis.

3. Basis of Presentation

The consolidated financial statements were prepared in accordance with accounting principles generally accepted in the United States of America (U.S. GAAP). For subsidiaries operating outside the United States, the consolidated financial information is included as of and for the fiscal year ended November 30 for each year presented. All significant intercompany balances and transactions between the legal entities that comprise Zoetis have been eliminated. For those subsidiaries included in these consolidated financial statements where our ownership is less than 100%, the minority interests have been shown in equity as *Equity attributable to noncontrolling interests*.

Certain reclassifications of prior year information have been made to conform to the current year's presentation. In the second quarter of 2015, we changed our segment reporting structure and recategorized certain costs that are not allocated to our operating segments. We have revised our segment results presented herein to reflect this new segment structure, including for the comparable 2014 and 2013 periods. For additional information, see *Note 19. Segment, Geographic and Other Revenue Information*.

A. Basis of Presentation Prior to the Separation

Prior to the Separation, the combined financial statements were derived from the consolidated financial statements and accounting records of Pfizer and included allocations for direct costs and indirect costs attributable to the operations of the animal health business of Pfizer. The pre-Separation financial statements and activities do not purport to reflect what the results of operations, comprehensive income/(loss), financial position, equity or cash flows would have been had we operated as an independent public company during the periods presented.

- The pre-Separation period included in the consolidated statement of income for the year ended December 31, 2013, include allocations from certain support functions (Enabling Functions) that are provided on a centralized basis within Pfizer, such as expenses for business technology, facilities, legal, finance, human resources, and, to a lesser extent, business development, public affairs and procurement, among others, as Pfizer did not routinely allocate these costs to any of its business units. These allocations were based on either a specific identification basis or, when specific identification is not practicable, proportional allocation methods (e.g., using third-party sales, headcount, etc.), depending on the nature of the services.

Costs associated with business technology, facilities and human resources were allocated primarily using proportional allocation methods and, for legal and finance, primarily using specific identification. In all cases, for support function costs where proportional allocation methods were used, we determined whether the costs are primarily influenced by headcount (such as a significant majority of facilities and human resources costs) or by the size of the business (such as most business technology costs), and we also determined whether the associated scope of those services provided were global, regional or local. Based on those analyses, the costs were allocated based on our share of worldwide revenue, domestic revenue, international revenue, regional revenue, country revenue, worldwide headcount, country headcount or site headcount, as appropriate.

As a result, costs associated with business technology and legal that were not specifically identified were mostly allocated based on revenue drivers and, to a lesser extent, based on headcount drivers; costs associated with finance that were not specifically identified were all allocated based on revenue drivers; and costs associated with facilities and human resources that were not specifically identified were predominantly allocated based on headcount drivers.

- The pre-Separation period included in the consolidated statement of income for the year ended December 31, 2013, includes allocations of certain manufacturing and supply costs incurred by manufacturing plants that were shared with other Pfizer business units, Pfizer's global external supply group and Pfizer's global logistics and support group (collectively, Pfizer Global Supply, or PGS). These costs may include manufacturing variances and changes in the standard costs of inventory, among others, as Pfizer did not routinely allocate these costs to any of its business units. These allocations were based on either a specific identification basis or, when specific identification is not practicable, proportional allocation methods, such as animal health identified manufacturing costs, depending on the nature of the costs.
- The pre-Separation period included in the consolidated statement of income for the year ended December 31, 2013, also includes allocations from the Enabling Functions and PGS for restructuring charges, integration costs, additional depreciation associated with asset restructuring and implementation costs, as Pfizer did not routinely allocate these costs to any of its business units. For additional information about allocations of restructuring charges and other costs associated with acquisitions and cost-reduction/productivity initiatives, see *Note 6. Restructuring Charges and Other Costs Associated with Acquisitions and Cost-Reduction/Productivity Initiatives*.
- The pre-Separation period included in the consolidated statement of income for the year ended December 31, 2013, includes an allocation of share-based compensation expense and certain other compensation expense items, such as certain fringe benefit expenses, maintained on a centralized basis within Pfizer, as Pfizer does not routinely allocate these costs to any of its business units. For additional information about allocations of share-based payments, see *Note 15. Share-Based Payments*.

The allocated expenses from Pfizer include the items noted below for the pre-Separation period in 2013.

- Enabling Functions operating expenses—\$11 million in *Selling, general and administrative expenses*.
- Other costs associated with cost reduction/productivity initiatives—additional depreciation associated with asset restructuring—\$2 million in *Selling, general and administrative expenses*.
- Other costs associated with cost reduction/productivity initiatives—implementation costs—\$1 million in *Selling, general and administrative expenses*.
- Share-based compensation expense—\$3 million (\$1 million in *Cost of sales* and \$2 million in *Selling, general and administrative expenses*).
- Compensation-related expenses—\$1 million in *Selling, general and administrative expenses*.
- Interest expense—\$2 million.

The income tax provision in the consolidated statement of income for the periods prior to the Separation was calculated as if Zoetis filed a separate return.

Management believes that the allocations were a reasonable reflection of the services received or the costs incurred on behalf of Zoetis and the pre-Separation period included in the consolidated statement of income for the year ended December 31, 2013, reflect all of the costs of the animal health business of Pfizer.

B. Basis of Presentation After the Separation

The consolidated financial statements after the date of the Separation comprise the following: (i) the results of operations, comprehensive income, and cash flow amounts for the period prior to the Separation (see above), which includes allocations for direct costs and indirect costs attributable to the operations of the animal health business; and (ii) the amounts for the period after the Separation, which reflect the results of operations, comprehensive income, financial position, equity and cash flows resulting from our operation as an independent public company.

The income tax provision prepared after the Separation is based on the actual legal entity structure of Zoetis, with certain accommodations pursuant to a tax matters agreement. For additional information, see *Note 20B. Transactions and Agreements with Pfizer: Agreements with Pfizer*.

4. Significant Accounting Policies

New Accounting Standards

In November 2015, the Financial Accounting Standards Board (FASB) issued an accounting standards update to simplify the presentation of deferred income taxes on the balance sheet. The update requires that all deferred tax assets and liabilities be classified as noncurrent. The current guidance that deferred tax assets and liabilities of a tax-paying component of an entity be offset and presented as a single amount is not impacted by this update. The provisions of the new standard are effective beginning January 1, 2017, for annual and interim periods and early adoption is permitted. We have elected to early adopt this new guidance prospectively, effective for the period ended December 31, 2015. Accordingly, prior periods were not retrospectively adjusted.

In September 2015, the FASB issued an accounting standards update to simplify the accounting for measurement period adjustments recorded during the one-year period following a business combination. The update removes the requirement for an acquirer in a business combination to account for measurement period adjustments retrospectively. Instead, an acquirer will recognize a measurement-period adjustment during the period in which the amount of the adjustment is determined. The provisions of the new standard are effective beginning January 1, 2016, for annual and interim periods, and early adoption is permitted. We have elected to early adopt this new guidance, effective for the period ended December 31, 2015. The guidance was adopted prospectively for all current and future business combinations.

In July 2015, the FASB issued an accounting standards update to simplify the measurement of inventory by requiring that inventory be measured at the lower of cost or net realizable value, rather than at the lower of cost or market, with market being defined as either replacement cost, net realizable value or net realizable value less a normal profit margin. The provisions of the new standard are effective beginning January 1, 2017, for

annual and interim reporting periods. The guidance will be adopted prospectively and early adoption is permitted. We plan to adopt this guidance as of January 1, 2017, the required effective date, and do not expect this guidance to have a significant impact on our consolidated financial statements.

In April 2015, the FASB issued an accounting standards update that requires that debt issuance costs related to a recognized debt liability be presented on the balance sheet as a direct deduction from the carrying amount of that debt liability, consistent with debt discounts, rather than as a deferred charge (i.e., an asset). Debt issuance costs associated with line-of-credit arrangements may continue to be recognized as a deferred charge. We elected to adopt this new guidance, effective for the period ended September 27, 2015. As such, debt issuance costs, associated with Zoetis senior notes of approximately \$17 million and \$19 million as of September 27, 2015 and December 31, 2014, respectively, previously recorded within *Other noncurrent assets* are now presented as a direct deduction from the carrying amount of the related debt liability. An additional \$10 million of debt issuance costs recorded in conjunction with the issuance of \$1.25 billion aggregate principal amount of our senior notes issued in November 2015 (see *Note 10A. Financial Instruments—Debt: Senior Notes Offering and Other Long-term Debt*) are also presented as a direct deduction from the carrying amount of the related debt liability as of December 31, 2015.

In February 2015, the FASB issued an accounting standards update that provides revised guidance on whether to consolidate certain legal entities, such as limited partnerships, limited liability corporations and securitization structures. We plan to adopt this guidance as of January 1, 2016, the required effective date, and do not expect this guidance to have a significant impact on our consolidated financial statements.

In May 2014, the FASB issued an accounting standards update that outlines a new, single comprehensive model for companies to use in accounting for revenue arising from contracts with customers. This update supersedes most current revenue recognition guidance under U.S. GAAP. The core principle of the new guidance is that an entity should recognize revenue to depict the transfer of goods or services to customers in an amount that reflects the consideration to which the entity expects to be entitled in exchange for those goods or services. The guidance includes a five-step model for determining how, when and how much revenue should be recognized. This update also requires additional disclosure about the nature, amount, timing and uncertainty of revenue and cash flows arising from contracts with customers. In July 2015, the FASB issued a one year deferral of the effective date. The provisions of the new standard are now effective beginning January 1, 2018, for annual and interim reporting periods. Early adoption is permitted beginning on January 1, 2017. The new standard allows for either full retrospective or modified retrospective transition upon adoption. We continue to assess the transition method we will elect for adoption as well as the potential impact that adopting this new guidance will have on our consolidated financial statements.

Estimates and Assumptions

In preparing the consolidated financial statements, we use certain estimates and assumptions that affect reported amounts and disclosures, including amounts recorded in connection with acquisitions. These estimates and underlying assumptions can impact all elements of our consolidated financial statements. For example, in the consolidated statements of income, in addition to estimates used in determining the allocations of costs and expenses from Pfizer, estimates are used when accounting for deductions from revenue (such as rebates, sales allowances, product returns and discounts), determining cost of sales, allocating cost in the form of depreciation and amortization, and estimating restructuring charges and the impact of contingencies. On the consolidated balance sheets, estimates are used in determining the valuation and recoverability of assets, such as accounts receivables, inventories, fixed assets, goodwill and other identifiable intangible assets, and estimates are used in determining the reported amounts of liabilities, such as taxes payable, benefit obligations, the impact of contingencies, deductions from revenue and restructuring reserves, all of which also impact the consolidated statements of income.

Our estimates are often based on complex judgments, probabilities and assumptions that we believe to be reasonable but that can be inherently uncertain and unpredictable. If our estimates and assumptions are not representative of actual outcomes, our results could be materially impacted.

As future events and their effects cannot be determined with precision, our estimates and assumptions may prove to be incomplete or inaccurate, or unanticipated events and circumstances may occur that might cause us to change those estimates and assumptions. We are subject to risks and uncertainties that may cause actual results to differ from estimated amounts, such as changes in competition, litigation, legislation and regulations. We regularly evaluate our estimates and assumptions using historical experience and expectations about the future. We adjust our estimates and assumptions when facts and circumstances indicate the need for change. Those changes generally will be reflected in our consolidated financial statements on a prospective basis unless they are required to be treated retrospectively under relevant accounting standards. It is possible that others, applying reasonable judgment to the same facts and circumstances, could develop and support a range of alternative estimated amounts.

Acquisitions

Our consolidated financial statements include the operations of acquired businesses from the date of acquisition. We account for acquired businesses using the acquisition method of accounting, which requires, among other things, that most assets acquired and liabilities assumed be recognized at their estimated fair values as of the acquisition date and that the fair value of acquired in-process research and development (IPR&D) be recorded on the balance sheet. Transaction costs are expensed as incurred. Any excess of the consideration transferred over the assigned values of the net assets acquired is recorded as goodwill. When we acquire net assets that do not constitute a business as defined in U.S. GAAP, no goodwill is recognized.

Amounts recorded for acquisitions can result from a complex series of judgments about future events and uncertainties and can rely on estimates and assumptions. For information about the risks associated with estimates and assumptions, see *Estimates and Assumptions*.

Foreign Currency Translation

For most of our international operations, local currencies have been determined to be the functional currencies. We translate functional currency assets and liabilities to their U.S. dollar equivalents at exchange rates in effect at the balance sheet date and we translate functional currency income and expense amounts to their U.S. dollar equivalents at average exchange rates for the period. The U.S. dollar effects that arise from changing translation rates are recorded in *Other comprehensive income/(loss), net of tax*. The effects of converting non-functional currency assets and liabilities into the functional currency are recorded in *Other (income)/deductions—net*. For operations in highly inflationary economies, we translate monetary items at rates in effect at the balance sheet date, with translation adjustments recorded in *Other (income)/deductions—net*, and we translate non-monetary items at historical rates.

Revenue, Deductions from Revenue and the Allowance for Doubtful Accounts

We record revenue from product sales when the goods are shipped and title and risk of loss passes to the customer. At the time of sale, we also record estimates for a variety of deductions from revenue, such as rebates, sales allowances, product returns and discounts. Sales deductions are estimated and recorded at the time that related revenue is recorded except for sales incentives, which are estimated and recorded at the time the related revenue is recorded or when the incentive is offered, whichever is later. As applicable, our estimates are generally based on contractual terms or historical experience, adjusted as necessary to reflect our expectations about the future. Taxes collected from customers relating to product sales and remitted to governmental authorities are excluded from *Revenue*.

As of December 31, 2015, and 2014, accruals for sales deductions included in *Other current liabilities* are approximately \$125 million and \$136 million, respectively.

We also record estimates for bad debts. We periodically assess the adequacy of the allowance for doubtful accounts by evaluating the collectability of outstanding receivables based on factors such as past due history, historical and expected collection patterns, the financial condition of our customers, the robust nature of our credit and collection practices and the economic environment.

Amounts recorded for sales deductions and bad debts can result from a complex series of judgments about future events and uncertainties and can rely on estimates and assumptions. For information about the risks associated with estimates and assumptions, see *Estimates and Assumptions*.

Cost of Sales and Inventories

Inventories are carried at the lower of cost or market. The cost of finished goods, work-in-process and raw materials is determined using average actual cost. We regularly review our inventories for impairment and adjustments are recorded when necessary.

Selling, General and Administrative Expenses

Selling, general and administrative costs are expensed as incurred. Among other things, these expenses include the internal and external costs of marketing, advertising, and shipping and handling as well as certain costs related to business technology, facilities, legal, finance, human resources, business development, public affairs and procurement, among others.

Advertising expenses relating to production costs are expensed as incurred, and the costs of space in publications are expensed when the related advertising occurs. Advertising and promotion expenses totaled approximately \$106 million in 2015, \$132 million in 2014 and \$143 million in 2013.

Shipping and handling costs totaled approximately \$59 million in 2015, \$62 million in 2014 and \$60 million in 2013.

Research and Development Expenses

Research and development (R&D) costs are expensed as incurred. Research is the effort associated with the discovery of new knowledge that will be useful in developing a new product or in significantly improving an existing product. Development is the implementation of the research findings.

Before a compound receives regulatory approval, we record upfront and milestone payments made by us to third parties under licensing arrangements as expense. Upfront payments are recorded when incurred, and milestone payments are recorded when the specific milestone has been achieved. Once a compound receives regulatory approval in a major market, we record any milestone payments in *Identifiable intangible assets, less accumulated amortization* and, unless the assets are determined to have an indefinite life, we amortize them on a straight-line basis over the remaining agreement term or the expected product life cycle, whichever is shorter.

Amortization of Intangible Assets, Depreciation and Certain Long-Lived Assets

Long-lived assets include:

- *Goodwill*—goodwill represents the excess of the consideration transferred for an acquired business over the assigned values of its net assets. Goodwill is not amortized.
- *Identifiable intangible assets, less accumulated amortization*—these acquired assets are recorded at our cost. Identifiable intangible assets with finite lives are amortized on a straight-line basis over their estimated useful lives. Identifiable intangible assets with indefinite lives that are associated with marketed products are not amortized until a useful life can be determined. Identifiable intangible assets associated with IPR&D projects are not amortized until regulatory approval is obtained. The useful life of an amortizing asset generally is determined by identifying the period in which substantially all of the cash flows are expected to be generated.
- *Property, plant and equipment, less accumulated depreciation*—these assets are recorded at our cost and are increased by the cost of any significant improvements after purchase. Property, plant and equipment assets, other than land and construction-in-progress, are depreciated on a straight-line basis over the estimated useful life of the individual assets. Depreciation begins when the asset is ready for its intended use. For tax purposes, accelerated depreciation methods are used as allowed by tax laws.

Amortization expense related to finite-lived identifiable intangible assets that contribute to our ability to sell, manufacture, research, market and distribute products, compounds and intellectual property are included in *Amortization of intangible assets* as they benefit multiple business functions. Amortization expense related to intangible assets that are associated with a single function and depreciation of property, plant and equipment are included in *Cost of sales, Selling, general and administrative expenses* and *Research and development expenses*, as appropriate.

We review all of our long-lived assets for impairment indicators throughout the year and we perform detailed testing whenever impairment indicators are present. In addition, we perform impairment testing for goodwill and indefinite-lived assets at least annually. When necessary, we record charges for impairments. Specifically:

- For finite-lived identifiable intangible assets, such as developed technology rights, and for other long-lived assets, such as property, plant and equipment, whenever impairment indicators are present, we calculate the undiscounted value of the projected cash flows associated with the asset, or asset group, and compare this estimated amount to the carrying amount. If the carrying amount is found to be greater, we

record an impairment loss for the excess of book value over fair value. In addition, in all cases of an impairment review, we re-evaluate the remaining useful lives of the assets and modify them, as appropriate.

- For indefinite-lived identifiable intangible assets, such as brands and IPR&D assets, we test for impairment at least annually, or more frequently if impairment indicators exist, by first assessing qualitative factors to determine whether it is more likely than not that the fair value of the indefinite-lived intangible asset is less than its carrying amount. If we conclude it is more likely than not that the fair value is less than the carrying amount, a quantitative test that compares the fair value of the indefinite-lived intangible asset with its carrying value is performed. If the fair value is less than the carrying amount, an impairment loss is recognized. We record an impairment loss, if any, for the excess of book value over fair value. In addition, in all cases of an impairment review other than for IPR&D assets, we re-evaluate whether continuing to characterize the asset as indefinite-lived is appropriate.
- For goodwill, we test for impairment on at least an annual basis, or more frequently if impairment indicators exist, either by assessing qualitative factors to determine whether it is more likely than not that the fair value of a reporting unit is less than its carrying amount, or by performing a quantitative assessment. If we choose to perform a qualitative analysis and conclude it is more likely than not that the fair value of a reporting unit is less than its carrying amount, a quantitative fair value test is performed. We determine the implied fair value of goodwill by subtracting the fair value of all the identifiable net assets other than goodwill from the fair value of the reporting unit and record an impairment loss for the excess, if any, of book value of goodwill over the implied fair value. In 2015 and 2014, we quantitatively assessed, as of September 27, 2015, and September 28, 2014, respectively, the fair value of each of our reporting units using the income approach. The fair value of each reporting unit was found to exceed its respective carrying value, therefore no impairments were recorded.

Impairment reviews can involve a complex series of judgments about future events and uncertainties and can rely on estimates and assumptions. For information about the risks associated with estimates and assumptions, see *Estimates and Assumptions*.

Software Capitalization and Depreciation

We capitalize certain costs incurred in connection with obtaining or developing internal-use software, including payroll and payroll-related costs for employees who are directly associated with the internal-use software project, external direct costs of materials and services and interest costs while developing the software. Capitalized software costs are included in *Property, plant and equipment* and are amortized using the straight-line method over the estimated useful life of five to ten years. Capitalization of such costs ceases when the project is substantially complete and ready for its intended purpose. Costs incurred during the preliminary project and post-implementation stages, as well as software maintenance and training costs, are expensed in the period in which they are incurred. The company capitalized \$71 million and \$69 million of internal-use software for the years ended December 31, 2015, and 2014, respectively. Depreciation expense for capitalized software was \$14 million in 2015, \$6 million in 2014 and \$2 million in 2013.

Restructuring Charges and Certain Acquisition-Related Costs

We may incur restructuring charges in connection with acquisitions when we implement plans to restructure and integrate the acquired operations or in connection with cost-reduction and productivity initiatives. Included in *Restructuring charges and certain acquisition-related costs* are all restructuring charges and certain costs associated with acquiring and integrating an acquired business. Transaction costs and integration costs are expensed as incurred. Termination costs are a significant component of restructuring charges and are generally recorded when the actions are probable and estimable.

Amounts recorded for restructuring charges and other associated costs can result from a complex series of judgments about future events and uncertainties and can rely on estimates and assumptions. For information about the risks associated with estimates and assumptions, see *Estimates and Assumptions*.

Earnings per Share

Basic earnings per share is computed by dividing net income attributable to Zoetis by the weighted-average number of common shares outstanding during the period. Diluted earnings per share adjusts the weighted-average number of common shares outstanding for the potential dilution that could occur if common stock equivalents (stock options and restricted stock units) were exercised or converted into common stock, calculated using the treasury stock method.

Cash Equivalents

Cash equivalents include items almost as liquid as cash, such as certificates of deposit and time deposits with maturity periods of three months or less when purchased.

Fair Value

Certain assets and liabilities are required to be measured at fair value, either upon initial recognition or for subsequent accounting or reporting. For example, we use fair value extensively in the initial recognition of net assets acquired in a business combination. Fair value is estimated using an exit price approach, which requires, among other things, that we determine the price that would be received to sell an asset or paid to transfer a liability in an orderly market. The determination of an exit price is considered from the perspective of market participants, considering the highest and best use of assets and, for liabilities, assuming that the risk of non-performance will be the same before and after the transfer.

When estimating fair value, depending on the nature and complexity of the asset or liability, we may use one or all of the following approaches:

- Income approach, which is based on the present value of a future stream of net cash flows.
- Market approach, which is based on market prices and other information from market transactions involving identical or comparable assets or liabilities.

- Cost approach, which is based on the cost to acquire or construct comparable assets less an allowance for functional and/or economic obsolescence.

These fair value methodologies depend on the following types of inputs:

- Quoted prices for identical assets or liabilities in active markets (Level 1 inputs).
- Quoted prices for similar assets or liabilities in active markets or quoted prices for identical or similar assets or liabilities in markets that are not active or are directly or indirectly observable (Level 2 inputs).
- Unobservable inputs that reflect estimates and assumptions (Level 3 inputs).

A single estimate of fair value can result from a complex series of judgments about future events and uncertainties and can rely on estimates and assumptions. For information about the risks associated with estimates and assumptions, see *Estimates and Assumptions*.

Accounts Receivable

The recorded amounts of accounts receivable approximate fair value because of their relatively short-term nature. As of December 31, 2015, and 2014, *Accounts receivable, less allowance for doubtful accounts*, of \$937 million and \$980 million, respectively, includes approximately \$69 million and \$72 million of other receivables, such as trade notes receivable and royalty receivables, among others.

Deferred Tax Assets and Liabilities and Income Tax Contingencies

Deferred tax assets and liabilities are recognized for the expected future tax consequences of differences between the financial reporting and tax bases of assets and liabilities using enacted tax rates and laws. We provide a valuation allowance when we believe that our deferred tax assets are not recoverable based on an assessment of estimated future taxable income that incorporates ongoing, prudent and feasible tax planning strategies.

We account for income tax contingencies using a benefit recognition model. If we consider that a tax position is more likely than not to be sustained upon audit, based solely on the technical merits of the position, we recognize the benefit. We measure the benefit by determining the amount that is greater than 50% likely of being realized upon settlement, presuming that the tax position is examined by the appropriate taxing authority that has full knowledge of all relevant information. Under the benefit recognition model, if the initial assessment fails to result in the recognition of a tax benefit, we regularly monitor our position and subsequently recognize the tax benefit: (i) if there are changes in tax law, analogous case law or there is new information that sufficiently raise the likelihood of prevailing on the technical merits of the position to more likely than not; (ii) if the statute of limitations expires; or (iii) if there is a completion of an audit resulting in a favorable settlement of that tax year with the appropriate agency. We regularly re-evaluate our tax positions based on the results of audits of federal, state and foreign income tax filings, statute of limitations expirations, changes in tax law or receipt of new information that would either increase or decrease the technical merits of a position relative to the “more-likely-than-not” standard. Liabilities associated with uncertain tax positions are classified as current only when we expect to pay cash within the next 12 months. Interest and penalties, if any, are recorded in *Provision for taxes on income* and are classified on our consolidated balance sheet with the related tax liability.

Amounts recorded for valuation allowances and income tax contingencies can result from a complex series of judgments about future events and uncertainties and can rely on estimates and assumptions. For information about the risks associated with estimates and assumptions, see *Estimates and Assumptions*.

Benefit Plans

Prior to the Separation from Pfizer, employees who met certain eligibility requirements participated in various defined benefit pension plans and postretirement plans administered and sponsored by Pfizer. Generally, most of our employees were eligible to participate in Pfizer’s pension plans. The pre-Separation period included in the consolidated statement of income for the year ended December 31, 2013, include all of the benefit plan expenses attributable to the animal health operations of Pfizer, including expenses associated with pension plans, postretirement plans and defined contribution plans. The expenses included allocations of direct expenses, as well as expenses that were deemed attributable to the animal health operations. The consolidated balance sheets as of December 31, 2015, and 2014, included the benefit plan assets and liabilities of those plans that were dedicated to animal health employees, as well as the benefit plan assets and liabilities that were transferred to Zoetis from Pfizer as part of the Separation. All dedicated benefit plans are pension plans.

For the dedicated plans, we recognize the overfunded or underfunded status of defined benefit plans as an asset or liability on the consolidated balance sheets and the obligations generally are measured at the actuarial present value of all benefits attributable to employee service rendered, as provided by the applicable benefit formula. Pension obligations may include assumptions such as long-term rate of return on plan assets, expected employee turnover, participant mortality, and future compensation levels. Plan assets are measured at fair value. Net periodic benefit costs are recognized, as required, into *Cost of sales, Selling, general and administrative expenses* and *Research and development expenses*, as appropriate.

Amounts recorded for benefit plans can result from a complex series of judgments about future events and uncertainties and can rely on estimates and assumptions. For information about the risks associated with estimates and assumptions, see *Estimates and Assumptions*.

Asset Retirement Obligations

We record accruals for the legal obligations associated with the retirement of tangible long-lived assets, including obligations under the doctrine of promissory estoppel and those that are conditioned upon the occurrence of future events. These obligations generally result from the acquisition, construction, development and/or normal operation of long-lived assets. We recognize the fair value of these obligations in the period in which they are incurred by increasing the carrying amount of the related asset. Over time, we recognize expense for the accretion of the liability and for the amortization of the asset.

As of December 31, 2015, and 2014, accruals for asset retirement obligations included in *Other current liabilities* are each \$0.1 million, and included in *Other noncurrent liabilities* are \$14 million and \$13 million, respectively.

Amounts recorded for asset retirement obligations can result from a complex series of judgments about future events and uncertainties and can rely on estimates and assumptions. For information about the risks associated with estimates and assumptions, see *Estimates and Assumptions*.

Legal and Environmental Contingencies

We are subject to numerous contingencies arising in the ordinary course of business, such as product liability and other product-related litigation, commercial litigation, patent litigation, environmental claims and proceedings, government investigations and guarantees and indemnifications. We record accruals for these contingencies to the extent that we conclude that a loss is both probable and reasonably estimable. If some amount within a range of loss appears to be a better estimate than any other amount within the range, we accrue that amount. Alternatively, when no amount within a range of loss appears to be a better estimate than any other amount, we accrue the lowest amount in the range. We record anticipated recoveries under existing insurance contracts when recovery is assured.

Amounts recorded for contingencies can result from a complex series of judgments about future events and uncertainties and can rely on estimates and assumptions. For information about the risks associated with estimates and assumptions, see *Estimates and Assumptions*.

Share-Based Payments

Our compensation programs can include share-based payment plans. All grants under share-based payment programs are accounted for at fair value and such amounts generally are amortized on a straight-line basis over the vesting term to *Cost of sales, Selling, general and administrative expenses, and Research and development expenses*, as appropriate.

Amounts recorded for share-based compensation can result from a complex series of judgments about future events and uncertainties and can rely on estimates and assumptions. For information about the risks associated with estimates and assumptions, see *Estimates and Assumptions*.

Business Unit Equity

Total business unit equity represents Pfizer's equity investment in Zoetis and the net amounts due to or due from Pfizer. Recorded amounts reflect capital contributions and/or dividends, as well as the results of operations and other comprehensive income/(loss) for periods prior to the IPO.

Reclassifications

Certain reclassifications have been made to prior year data to conform to current year presentation.

5. Acquisitions, Divestitures and Certain Investments

A. Acquisitions

Acquisition of Pharmaq

On November 9, 2015, we completed the acquisition of Pharmaq, a privately held Norwegian aquaculture company. We acquired 100% of the issued share capital of Pharmaq for an aggregate cash purchase price of \$765 million, adjusted to reflect cash, working capital and net indebtedness as of the closing date for net cash consideration transferred to the seller of \$668 million. The acquisition expands the Zoetis aquaculture portfolio, which is the fastest growing animal health market.

The transaction was accounted for as a business combination, with the assets acquired and liabilities assumed measured at their respective acquisition date fair values as summarized below:

(MILLIONS OF DOLLARS)		
Cash and cash equivalents	\$	14
Accounts receivable ^(a)		22
Inventories ^(b)		42
Other current assets		2
Property, plant and equipment		11
Intangible assets ^(c)		550
Short-term borrowings		(1)
Accounts payable		(4)
Accrued expenses ^(d)		(38)
Accrued compensation and related items		(4)
Long-term debt ^(d)		(88)
Noncurrent deferred tax liabilities ^(e)		(139)
Other non-current liabilities		(2)
Total net assets acquired		365
Goodwill ^(f)		303
Total consideration	\$	668

- (a) Accounts receivable were measured at fair value as of the acquisition date and are substantially comprised of gross trade receivables of \$21 million, \$1 million of which is expected to be uncollectible.

- (b) Inventories recorded as of the acquisition date reflect fair value adjustments of \$17 million which relates primarily to finished goods. The fair value was calculated based on estimated selling profit margin.
- (c) The acquisition date fair value of intangible assets acquired was determined using the income approach and consists of the following: \$160 million related to currently marketed vaccine products, \$30 million related to currently marketed therapeutics, \$80 million related to customer relationships and \$280 million related to IPR&D. The most significant IPR&D project acquired, with an acquisition date fair value of \$150 million, relates to the SRS vaccine. The vaccine was commercially launched, subsequent to the acquisition, during November 2015. Other significant acquired IPR&D projects relate to a vaccine for pancreatic disease, "PD" and Alphaflux, a therapeutic drug for the treatment of sea lice and vaccine technology for new species including Tilapia and Pangasius, were assigned acquisition date fair values of \$50 million, \$40 million, and \$40 million, respectively. Vaccine developed technology and customer relationships will be amortized over a 15 year useful life while therapeutic developed technology will be amortized over 10 years.
- (d) Pharmaq callable bonds and derivative contracts were recorded at acquisition date fair value and settled immediately following the closing.
- (e) The Pharmaq acquisition was structured as a stock purchase therefore we assumed the historical tax bases of its assets and liabilities. We also established net tax assets and liabilities associated with the fair value adjustments recorded as part of the opening balance sheet. The components of the Pharmaq net deferred tax liability are included within *Note 9. Tax Matters*.
- (f) Goodwill of \$303 million, representing the excess of consideration transferred over the value of net assets acquired, was allocated to our existing reportable segments and is primarily attributable to corporate synergies related to platform functions. The primary strategic purpose of the acquisition was to enhance the company's existing product portfolio by enabling Zoetis to further expand into aquaculture. The goodwill recorded is not deductible for tax purposes.

All amounts recorded are subject to final valuation; however, any difference between such amounts and the final fair value determination for net assets acquired is not expected to be material to our consolidated financial statements. Any adjustments to our preliminary purchase price allocation identified during the measurement period, which will not exceed one year from the acquisition date, will be accounted for prospectively.

In 2015, Zoetis incurred acquisition related costs of approximately \$9 million which are included within *Selling, general and administrative expenses* on our consolidated statements of income for the year ended December 31, 2015. Pharmaq revenues occurring subsequent to the acquisition date have been included in our annual financial results but are not material to the consolidated statements of income.

Acquisition of Abbott Animal Health

On February 10, 2015, we completed the purchase of certain assets of Abbott Animal Health (AAH), a subsidiary of Abbott Laboratories (Abbott). AAH is a companion animal health business focused on the veterinary surgical suite. The purchase expands our companion animal product portfolio to include veterinarian solutions for anesthesia, pain management, and the diagnosis of diabetes.

The \$254 million purchase price included net cash of \$229 million and an additional contingent payment of \$25 million which is due to Abbott within one year of the acquisition date, subject to certain deductions in the event of sales disruptions due to supply issues. The range of undiscounted amounts that Zoetis could pay pursuant to this contingent consideration arrangement is between zero and \$25 million, with an acquisition date fair value of \$22 million. The fair value of the contingent consideration recognized as of the acquisition date was determined using a probability weighted discounted cash flow analysis that considered significant estimates and assumptions not available in the market (Level 3 inputs).

The transaction was accounted for as a business combination, with the net assets acquired measured at their respective acquisition date fair values. Preliminary amounts recorded for the acquisition include \$13 million of inventory, \$8 million of IPR&D associated with oncology and osteoarthritis projects, \$4 million of trade names related to diabetes and pain management products, \$11 million of developed technology assets associated with pain management and surgical products, \$15 million of other intangible assets including a favorable supply agreement and product exclusivity rights and property, plant and equipment of less than \$1 million. Trade names and developed technology assets will be amortized over 15 years while other intangible assets acquired have a weighted average useful life of 5 years.

Goodwill of \$200 million, representing the excess of consideration transferred over the fair value of assets acquired, was allocated to our reportable segments and is predominantly attributable to synergies expected to be realized through the integration of AAH operations into the existing Zoetis business. The goodwill recorded is deductible for tax purposes.

All amounts recorded are subject to final valuation, however any difference between such amounts and the final fair value determination for net assets acquired is not expected to be material to our consolidated financial statements.

Acquisition-related costs of the transaction were expensed as incurred and are not material to our consolidated statements of income. AAH revenue and earnings occurring subsequent to the acquisition date have been included in our 2015 financial results but are not material to the consolidated statements of income.

B. Divestitures

Assets Held for Sale

On May 5, 2015, in conjunction with the announcement of our comprehensive operational efficiency program, we announced our intent to sell or exit 10 manufacturing sites over the long term. For additional information, see *Note 6. Restructuring Charges and Other Costs Associated with Acquisitions and Cost-Reduction/Productivity Initiatives*. During the third quarter of 2015, we met the criteria for held for sale classification for two of our U.S. manufacturing sites. During the fourth quarter of 2015, we met the criteria for held for sale classification for one additional U.S. manufacturing site, as well as our Taiwan joint venture, inclusive of its related manufacturing site, and one other international manufacturing site. As of December 31, 2015, we recorded assets and liabilities held for sale of \$71 million and \$4 million, respectively. Assets held for sale comprise cash (\$6 million), accounts receivable (\$3 million), inventory (\$18 million), property, plant and equipment (\$25 million), intangible assets (\$13 million), other assets (\$1 million), and goodwill (\$5 million). Liabilities held for sale comprise accounts payable (\$2 million) and other current liabilities (\$2 million). In conjunction with the classification of held for sale, we recorded an impairment charge of \$6 million related to fixed assets at one of our international manufacturing sites.

Divestitures

On December 19, 2015, we announced an asset purchase agreement with Huvepharma NV (Huvepharma), a European animal health company, to sell two of our manufacturing sites in the United States: Laurinburg, North Carolina, and Longmont, Colorado. Huvepharma will also assume the assets and operations and the lease of our manufacturing and distribution site in Van Buren, Arkansas. The agreement also includes the sale of a portfolio of products in conjunction with our comprehensive operational efficiency program. These products include medicated feed additives, water soluble therapeutics and nutritionals for livestock sold in the U.S. and international markets. These sites were included within held for sale classification as of December 31, 2015, as described above. Under the agreement, we will receive \$40 million in cash, as well as additional consideration for inventory to be transferred. We expect to complete the transaction in the first quarter of 2016.

On October 15, 2009, Pfizer acquired all the outstanding equity of Wyeth, including Fort Dodge Animal Health (FDAH). In connection with the regulatory approval process of that acquisition, we were required to divest certain animal health assets. In 2014, and as a result of a government-mandated sale, we sold certain product rights in Argentina and China that were associated with the FDAH acquisition. The proceeds from the sale were approximately \$3 million, net of transaction costs, and we recognized a \$3 million gain in *Other (income)/deductions—net* on the sale. In 2013, and as a result of a government-mandated sale, we sold certain product rights acquired from legacy Wyeth in Brazil. The proceeds from the sale were approximately \$6 million, net of transactions costs, and we recognized a \$6 million gain in *Other (income)/deductions—net* on the sale.

All of the divestiture transactions required transitional supply and service agreements, including technology transfers, where necessary and appropriate, as well as other customary ancillary agreements.

C. Certain Investments

Investment in Jilin Zoetis Guoyuan Animal Health Co., Ltd.

We own a 45% equity interest in Jilin Zoetis Guoyuan Animal Health Co., Ltd. (Jilin), a company focused on swine vaccine development and commercialization in China. We have determined that Jilin is a variable interest entity and that Zoetis is the primary beneficiary of Jilin since Zoetis (i) has the power to direct the activities of Jilin that most significantly impact Jilin's economic performance, (ii) has the right to appoint the majority of the Board of Directors and (iii) has the obligation to absorb losses of Jilin that could potentially be significant to Jilin and the right to receive benefits from Jilin that could potentially be significant to Jilin. As such, since the formation of Jilin, we have included all of the operating results, assets, liabilities and cash flows of Jilin in our consolidated financial statements. The 55% interest held by Jilin Guoyuan Animal Health Company is reflected in our consolidated balance sheet as a noncontrolling interest.

6. Restructuring Charges and Other Costs Associated with Acquisitions and Cost-Reduction/Productivity Initiatives

In connection with the cost-reduction/productivity initiatives, we typically incur costs and charges associated with site closings and other facility rationalization actions, workforce reductions and the expansion of shared services, including the development of global systems. In connection with our acquisition activity, we typically incur costs and charges associated with executing the transactions, integrating the acquired operations, which may include expenditures for consulting and the integration of systems and processes, product transfers and restructuring the consolidated company, which may include charges related to employees, assets and activities that will not continue in the consolidated company. All operating functions can be impacted by these actions, including sales and marketing, manufacturing and R&D, as well as functions such as business technology, shared services and corporate operations.

During 2015, we launched a comprehensive operational efficiency program, which was incremental to the previously announced supply network strategy. These initiatives have focused on reducing complexity in our product portfolios through the elimination of approximately 5,000 product stock keeping units (SKUs), changing our selling approach in certain markets, reducing our presence in certain countries and planning to sell or exit ten manufacturing sites over the long term. As of December 31, 2015, we entered into an agreement to divest three U.S. manufacturing sites. See *Note 5B. Acquisitions, Divestitures and Certain Investments: Divestitures* for additional information regarding *Assets Held for Sale*. We are also continuing to optimize our resource allocation and efficiency by reducing resources associated with non-customer facing activities and operating more efficiently as a result of less internal complexity and more standardization of processes. As part of this initiative, we expect to reduce certain positions through divestitures, normal attrition and involuntary terminations by approximately 2,000 to 2,500, subject to consultations with works councils and unions in certain countries. As of December 31, 2015, approximately 1,200 positions had been eliminated and additional reductions are expected primarily over the next nine to twelve months.

As a result of our operational efficiency initiative, we recorded restructuring charges of \$291 million related to employee termination costs (\$253 million) and asset impairments (\$38 million) during the year ended December 31, 2015.

As a result of our supply network strategy, we recorded restructuring charges of \$10 million related to employee termination costs (\$9 million) and asset impairments (\$1 million) during the year ended December 31, 2015.

During the year ended December 31, 2014, we recorded restructuring charges of \$12 million related to employee severance costs in Europe and \$6 million related to employee severance costs in our global manufacturing operations, as a result of initiatives to reduce costs and better align our organizational structure.

In the fourth quarter of 2012, when we were a business unit of Pfizer, we announced a restructuring plan related to our operations in Europe. In connection with these actions, we recorded a pre-tax charge of \$27 million to recognize employee termination costs. As a result of becoming a standalone public company (no longer being a majority owned subsidiary of Pfizer) and related economic consideration, we revisited this restructuring action and decided to no longer implement this restructuring plan. As such, we reversed the existing reserve of \$27 million in the second quarter of 2013.

The components of costs incurred in connection with restructuring initiatives, acquisitions and cost-reduction/productivity initiatives follow:

(MILLIONS OF DOLLARS)	Year Ended December 31,		
	2015	2014	2013
Restructuring charges and certain acquisition-related costs:			
Integration costs ^(a)	\$ 10	\$ 8	\$ 21
Transaction costs ^(b)	9	—	—
Restructuring charges (benefits) ^(c) :			
Employee termination costs	262	16	(23)
Accelerated depreciation	—	—	5
Asset impairment charges	39	—	19
Exit costs	—	1	4
Total Restructuring charges and certain acquisition-related costs	320	25	26
Other costs associated with cost-reduction/productivity initiatives:			
Other operational efficiency initiative charges ^(d)	55	—	—
Other supply network strategy charges ^(e)	17	—	—
Additional depreciation associated with asset restructuring—direct ^(f)	—	1	1
Additional depreciation associated with asset restructuring—allocated ^(f)	—	—	2
Implementation costs—allocated ^(g)	—	—	1
Total costs associated with restructuring, acquisitions and cost-reduction/productivity initiatives	\$ 392	\$ 26	\$ 30

^(a) Integration costs represent external, incremental costs directly related to integrating acquired businesses and primarily include expenditures for consulting and the integration of systems and processes, as well as product transfer costs.

^(b) Transaction costs represent external costs directly related to acquiring businesses and primarily include expenditures for banking, legal, accounting and other similar services.

^(c) The restructuring charges for the year ended December 31, 2015, are primarily related to the operational efficiency initiative and supply network strategy. The restructuring charges for the year ended December 31, 2014, are primarily related to:

- employee termination costs in Europe and in our global manufacturing operations (\$18 million);
- a reversal of a previously established reserve as a result of a change in estimate of employee termination costs (\$2 million benefit); and
- exit costs related to the exiting of a certain leased manufacturing facility (\$1 million).

The restructuring charges (benefits) for the year ended December 31, 2013, are primarily related to:

- a reversal of certain employee termination costs associated with our operations in Europe (\$27 million benefit);
- asset impairment charges related to one of our manufacturing facilities (\$17 million); and
- restructuring charges related to the exiting of certain leased manufacturing and research facilities consisting of employee termination expenses (\$2 million), exit costs (\$4 million), and accelerated depreciation (\$5 million).

The direct restructuring charges (benefits) are associated with the following:

- For the year ended December 31, 2015—U.S. (\$31 million), International (\$132 million) and manufacturing/research/corporate (\$138 million).
- For the year ended December 31, 2014—International (\$12 million) and manufacturing/research/corporate (\$5 million).
- For the year ended December 31, 2013—International (\$8 million), and manufacturing/research/corporate (\$3 million income).

^(d) Represents inventory write-offs of \$13 million, included in *Cost of sales*, consulting fees of \$40 million, included in *Selling, general and administrative expenses*, and accelerated depreciation of \$2 million, included in *Research and development expenses*, for the year ended December 31, 2015.

^(e) Represents consulting fees of \$16 million and accelerated depreciation of \$1 million, included in *Cost of sales*, for the year ended December 31, 2015.

^(f) Additional depreciation associated with asset restructuring represents the impact of changes in the estimated lives of assets involved in restructuring actions. In 2014, included in *Research and development expenses*. In 2013, included in *Cost of sales* (\$1 million) and *Selling, general and administrative expenses* (\$2 million).

^(g) Implementation costs—allocated represent external, incremental costs directly related to implementing cost reduction/productivity initiatives, and primarily include expenditures related to system and process standardization and the expansion of shared services. Included in *Selling, general and administrative expenses*.

The components of and changes in our direct restructuring accruals follow:

(MILLIONS OF DOLLARS)	Employee Termination Costs	Asset Impairment Charges	Accelerated Depreciation	Exit Costs	Accrual
Balance, December 31, 2012	\$ 68	\$ —	\$ —	\$ 6	\$ 74
Provision/(benefit)	(23)	19	5	4	5
Utilization and other ^(a)	(16)	—	—	(4)	(20)
Non-cash activity	—	(19)	(5)	—	(24)
Separation adjustment ^(b)	(14)	—	—	—	(14)
Balance, December 31, 2013	15	—	—	6	21
Provision/(benefit)	16	—	—	1	17
Utilization and other ^(a)	(13)	—	—	(6)	(19)
Balance, December 31, 2014 ^(c)	18	—	—	1	19
Provision/(benefit)	262	39	—	—	301
Non-cash activity	—	(39)	—	—	(39)
Utilization and other^(a)	(59)	—	—	—	(59)
Balance, December 31, 2015^(c)	\$ 221	\$ —	\$ —	\$ 1	\$ 222

^(a) Includes adjustments for foreign currency translation.

^(b) See Note 2B. *The Separation, Adjustments Associated with the Separation, Senior Notes Offering, Initial Public Offering and Exchange Offer: Adjustments Associated with the Separation.*

^(c) At December 31, 2015 and 2014, included in *Other current liabilities* (\$162 million and \$13 million, respectively) and *Other noncurrent liabilities* (\$60 million and \$6 million, respectively).

7. Other (Income)/Deductions—Net

The components of *Other (income)/deductions—net* follow:

(MILLIONS OF DOLLARS)	Year Ended December 31,		
	2015	2014	2013
Royalty-related income	\$ (24)	\$ (32)	\$ (23)
Identifiable intangible asset impairment charges ^(a)	2	7	1
Other asset impairment charges ^(b)	6	—	—
Net gain on sale of assets ^(c)	—	(9)	(6)
Certain legal matters, net ^(d)	—	10	1
Foreign currency loss ^(e)	13	28	20
Foreign currency loss related to Venezuela revaluation ^(f)	89	—	—
Other, net ^(g)	(5)	3	(2)
<i>Other (income)/deductions—net</i>	\$ 81	\$ 7	\$ (9)

^(a) In 2015, the intangible asset impairment charges primarily include acquired IPR&D assets related to the termination of a canine oncology project. In 2014, the intangible asset impairment charges primarily include (i) approximately \$6 million of IPR&D assets related to a pharmaceutical product for dogs acquired with the FDAH acquisition in 2009, as a result of the termination of the development program due to a re-assessment of economic viability; and (ii) approximately \$1 million related to finite-lived developed technology rights and IPR&D due to negative market conditions and the re-assessment of economic viability.

^(b) Represents impairment charges related to assets held by our joint venture in Taiwan, currently classified as held for sale. See Note 5B. *Acquisitions, Divestitures and Certain Investments—Divestitures: Assets Held for Sale.*

^(c) In 2014, represents the net gain on sale of land in our joint venture in Taiwan of \$6 million and the net gain on the government-mandated sale of certain product rights in Argentina and China that were associated with the FDAH acquisition in 2009 of \$3 million. In 2013, represents the net gain on the government-mandated sale of certain product rights in Brazil that were acquired with the FDAH acquisition in 2009.

^(d) In July 2014, we reached a commercial settlement with several large poultry customers in Mexico associated with specific lots of a Zoetis poultry vaccine. Although there have been no quality or efficacy issues with the manufacturing of this vaccine, certain shipments from several lots in Mexico may have experienced an issue in storage with a third party in Mexico that could have impacted their efficacy. We issued a recall of these lots in July 2014 and the product is currently unavailable in Mexico. For 2014, includes a \$13 million charge recorded in the second quarter of 2014, which was partially offset by a \$1 million insurance recovery recorded in the third quarter of 2014, related to the commercial settlement in Mexico. We do not expect any significant additional charges related to this issue. For 2014, also includes an insurance recovery of other litigation-related charges of \$2 million.

^(e) For 2015, primarily driven by costs related to hedging and exposures to certain emerging market currencies. For 2014, primarily represents costs related to hedging and exposures to certain emerging market currencies, as well as losses related to the depreciation of the Argentine peso in the first quarter of 2014. For 2013, includes a foreign currency loss of \$9 million incurred in the first quarter of 2013 related to the Venezuela currency devaluation in February 2013 and other foreign currency losses in the fourth quarter of 2013 primarily related to Argentina.

^(f) For additional information, see Note 8. *Foreign Currency Loss Related to Venezuela Revaluation.*

^(g) Includes interest income and other miscellaneous income and charges. For 2014, also includes a pension plan settlement charge related to the sale of a manufacturing plant of \$4 million.

8. Foreign Currency Loss Related to Venezuela Revaluation

On February 13, 2013, the Venezuelan government devalued its currency from a rate of 4.3 to 6.3 Venezuelan bolivars per U.S. dollar. Our Venezuelan subsidiary's functional currency is the U.S. dollar because of the hyperinflationary status of the Venezuelan economy. In the first quarter of 2014, the Venezuelan government expanded its exchange mechanisms, resulting in three official rates of exchange for the Venezuelan bolivar.

On February 10, 2015, the Venezuelan government announced that they would continue to operate with a three-tier exchange rate system. In addition, they announced that the primary rate of 6.3 bolivars to the U.S. dollar would remain in place for imports that are deemed essential. A new free-floating rate (SIMADI) replaced the existing third-tier rate (SICAD II). As of December 31, 2015, the Venezuelan bolivar to U.S. dollar exchange rates were the CENCOEX official rate of 6.3; the SICAD I rate of 13.5; and the SIMADI rate of 199.

Through the fourth quarter of 2015, we used the CENCOEX official rate of 6.3 to report our Venezuela financial position, results of operations and cash flows. In the fourth quarter of 2015, upon evaluation of evolving economic conditions in Venezuela and our expectation of Venezuela's responses to changes in its economy, continued volatility, and the fact that we have not received any approved payments from Venezuela for transactions at the CENCOEX official rate of 6.3 per U.S. dollar in 2015, we determined that our outstanding Venezuelan bolivar-denominated net monetary assets are no longer expected to be settled at the CENCOEX official rate of 6.3, but rather at the SIMADI rate of 199. On November 30, 2015, we recorded a net remeasurement loss of \$89 million on bolivar-denominated net monetary assets, primarily related to cash deposits in Venezuela, using the SIMADI rate of 199 bolivars to the U.S. dollar, and this rate will be used prospectively. We believe this best represents the estimate of the U.S. dollar amount that will ultimately be collected. Additionally, the company recorded a lower of cost or market adjustment to inventory of \$4 million, and asset impairment charges of \$3 million.

As of November 30, 2015, as a result of the revaluation and other charges, our net monetary assets were \$3 million in Venezuela.

9. Tax Matters

A. Taxes on Income

As of the Separation date, we operate under a new standalone legal entity structure. In connection with the Separation, adjustments have been made to the income tax accounts. See *Note 2B. The Separation, Adjustments Associated with the Separation, Senior Notes Offering, Initial Public Offering and Exchange Offer: Adjustments Associated with the Separation.*

For the periods prior to the Separation presented in the consolidated financial statements, Zoetis did not generally file separate tax returns since Zoetis was generally included in the tax grouping of other Pfizer entities within the respective entity's tax jurisdiction. The income tax provision included in these combined financial statements has been calculated using the separate return basis, as if Zoetis filed a separate tax return.

The components of *Income before provision for taxes on income* follow:

(MILLIONS OF DOLLARS)	Year Ended December 31,		
	2015	2014	2013
United States	\$ 469	\$ 455	\$ 238
International	76	365	452
<i>Income before provision for taxes on income</i> ^{(a)(b)}	\$ 545	\$ 820	\$ 690

The components of *Provision for taxes on income* based on the location of the taxing authorities follow:

(MILLIONS OF DOLLARS)	Year Ended December 31,		
	2015	2014	2013
United States:			
Current income taxes:			
Federal	\$ 221	\$ 179	\$ 63
State and local	19	13	12
Deferred income taxes:			
Federal	(63)	(14)	10
State and local	(15)	(3)	2
Total U.S. tax provision	162	175	87
International:			
Current income taxes	50	90	89
Deferred income taxes	(6)	(32)	11
Total international tax provision	44	58	100
<i>Provision for taxes on income</i> ^{(a)(b)(c)}	\$ 206	\$ 233	\$ 187

^(a) In 2015, the *Provision for taxes on income* reflects the following:

- the change in the jurisdictional mix of earnings, which includes the impact of the location of earnings from (i) operations and (ii) restructuring charges related to the operational efficiency initiative and supply network strategy, as well as repatriation costs. The jurisdictional mix of earnings can vary as a result of repatriation decisions and as a result of operating fluctuations in the normal course of business, the impact of non-deductible items and the extent and location of other income and expense items, such as restructuring charges/(benefits), asset impairments and gains and losses on asset divestitures;
- U.S. tax benefit related to U.S. Research and Development Tax Credit which was permanently extended on December 18, 2015, and the U.S. Domestic Production Activities deduction;

- Tax expense related to the changes in valuation allowances and the resolution of other tax items;
 - Tax expense related to changes in uncertain tax positions (see *D. Tax Contingencies*);
 - a \$9 million discrete tax benefit recorded in the first quarter of 2015 related to a revaluation of deferred taxes as a result of a change in tax rates;
 - a \$6 million discrete tax benefit recorded in the second quarter of 2015 related to prior period tax adjustments; and
 - the tax expense related to the non-deductible revaluation of the net monetary assets in Venezuela to the SIMADI exchange rate recorded in the fourth quarter of 2015.
- (b) In 2014, the *Provision for taxes on income* reflects the following:
- U.S. tax expense of approximately \$2 million as a result of providing U.S. deferred income taxes on certain current-year income earned outside the United States that will not be indefinitely reinvested overseas (see *C. Deferred Taxes*);
 - U.S. tax benefit related to U.S. Research and Development Tax Credit which was extended on December 19, 2014, and the U.S. Domestic Production Activities deduction;
 - Tax benefit related to the changes in valuation allowances and the resolution of other tax items;
 - Tax expense related to an \$8 million discrete tax item during the first quarter of 2014 related to an intercompany inventory adjustment; and
 - Tax cost related to changes in uncertain tax positions (see *D. Tax Contingencies*).
- (c) In 2013, the *Provision for taxes on income* reflects the following:
- U.S. tax expense of approximately \$3 million as a result of providing U.S. deferred income taxes on certain current-year income earned outside the United States that will not be indefinitely reinvested overseas (see *C. Deferred Taxes*);
 - U.S. tax benefit related to U.S. Research and Development Tax Credit which was retroactively extended on January 3, 2013, and the U.S. Domestic Production Activities deduction;
 - Tax expense of approximately \$25 million related to the establishment of valuation allowance; and
 - Tax cost related to changes in uncertain tax positions (see *D. Tax Contingencies*).

Tax Rate Reconciliation

The reconciliation of the U.S. statutory income tax rate to our effective tax rate follows:

	Year Ended December 31,		
	2015	2014	2013
U.S. statutory income tax rate	35.0%	35.0%	35.0%
State and local taxes, net of federal benefits	(1.1)	0.4	1.0
Taxation of non-U.S. operations ^{(a)(b)}	(3.2)	(8.9)	(6.7)
Unrecognized tax benefits and tax settlements and resolution of certain tax positions ^(c)	1.8	1.0	1.1
Venezuela revaluation ^(d)	5.6	—	0.0
U.S. Research and Development Tax Credit and U.S. Domestic Production Activities deduction ^(e)	(2.8)	(1.5)	(1.2)
Non-deductible / non-taxable items ^(f)	1.3	0.5	0.5
All other—net	1.2	1.9	(2.6)
Effective tax rate	37.8%	28.4%	27.1%

- (a) The rate impact of taxation of non-U.S. operations was a decrease to our effective tax rate in 2013 through 2015 due to (i) the jurisdictional mix of earnings as tax rates outside the United States are generally lower than the U.S. statutory income tax rate; and (ii) incentive tax rulings in Belgium and in Singapore.
- (b) In all years, the impact to the rate due to increases in uncertain tax positions was more than offset by the jurisdictional mix of earnings and other U.S. tax implications of our foreign operations described in the above footnotes.
- (c) For a discussion about unrecognized tax benefits and tax settlements and resolution of certain tax positions, see *A. Taxes on Income* and *D. Tax Contingencies*.
- (d) The rate impact related to the non-deductible revaluation of the net monetary assets in Venezuela to the SIMADI exchange rate was an increase to our effective tax rate in 2015.
- (e) In all years, the decrease in the rate was due to the benefit associated with the U.S. Research and Development Tax Credit and the U.S. Domestic Production Activities deduction.
- (f) Non-deductible items include meals and entertainment expenses.

B. Tax Matters Agreement

In connection with the Separation, we entered into a tax matters agreement with Pfizer that governs the parties' respective rights, responsibilities and obligations with respect to tax liabilities and benefits, tax attributes, the preparation and filing of tax returns, the control of audits and other tax proceedings and other matters regarding taxes. For additional information, see below and *Note 20B. Transactions and Agreements with Pfizer: Agreements with Pfizer*.

In connection with this agreement and the Separation, the activity in our income tax accounts reflects Separation Adjustments, including significant adjustments to the deferred income tax asset and liability accounts and the tax liabilities associated with uncertain tax positions. For additional information, see below and *Note 2B. The Separation, Adjustments Associated with the Separation, Senior Notes Offering, Initial Public Offering and Exchange Offer: Adjustments Associated with the Separation*.

In general, under the agreement:

- Pfizer will be responsible for any U.S. federal, state, local or foreign income taxes and any U.S. state or local non-income taxes (and any related interest, penalties or audit adjustments and including those taxes attributable to our business) reportable on a consolidated, combined or unitary return that includes Pfizer or any of its subsidiaries (and us and/or any of our subsidiaries) for any periods or portions thereof ending on or prior to December 31, 2012. We will be responsible for the portion of any such taxes for periods or portions thereof beginning on or after January 1, 2013, as would be applicable to us if we filed the relevant tax returns on a standalone basis.

- We will be responsible for any U.S. federal, state, local or foreign income taxes and any U.S. state or local non-income taxes (and any related interest, penalties or audit adjustments) that are reportable on returns that include only us and/or any of our subsidiaries, for all tax periods whether before or after the completion of the Separation.
- Pfizer will be responsible for certain specified foreign taxes directly resulting from certain aspects of the Separation.

We will not generally be entitled to receive payment from Pfizer in respect of any of our tax attributes or tax benefits or any reduction of taxes of Pfizer. Neither party's obligations under the agreement will be limited in amount or subject to any cap. The agreement also assigns responsibilities for administrative matters, such as the filing of returns, payment of taxes due, retention of records and conduct of audits, examinations or similar proceedings. In addition, the agreement provides for cooperation and information sharing with respect to tax matters.

Pfizer is primarily responsible for preparing and filing any tax return with respect to the Pfizer affiliated group for U.S. federal income tax purposes and with respect to any consolidated, combined, unitary or similar group for U.S. state or local or foreign income tax purposes or U.S. state or local non-income tax purposes that includes Pfizer or any of its subsidiaries, including those that also include us and/or any of our subsidiaries. We are generally not responsible for preparing and filing any tax returns that include only us and/or any of our subsidiaries.

The party responsible for preparing and filing a given tax return will generally have exclusive authority to control tax contests related to any such tax return.

C. Deferred Taxes

Deferred taxes arise as a result of basis differentials between financial statement accounting and tax amounts.

The components of our deferred tax assets and liabilities follow:

(MILLIONS OF DOLLARS)	As of December 31,	
	2015	2014
	Assets (Liabilities)	
Prepaid/deferred items	\$ 61	\$ 56
Inventories	19	25
Intangibles	(223)	(98)
Property, plant and equipment	(97)	(89)
Employee benefits	48	19
Restructuring and other charges	37	5
Legal and product liability reserves	15	19
Net operating loss/credit carryforwards	86	65
Unremitted earnings	(3)	(5)
All other	(1)	(3)
Subtotal	(58)	(6)
Valuation allowance	(124)	(119)
Net deferred tax liability ^{(a)(b)}	\$ (182)	\$ (125)

^(a) The increase in the total net deferred tax liability from December 31, 2014, to December 31, 2015, is primarily attributable to an increase in deferred tax liabilities related to intangibles and property, plant and equipment, partially offset by an increase in valuation allowances representing the amounts determined to be unrecoverable and an increase in deferred tax assets related to restructuring and other charges, employee benefits and net operating loss/credit carryforwards.

^(b) In 2015, included in *Noncurrent deferred tax assets* (\$82 million) and *Noncurrent deferred tax liabilities* (\$264 million). In 2014, included in *Current deferred tax assets* (\$109 million), *Noncurrent deferred tax assets* (\$54 million), *Other current liabilities* (\$11 million) and *Noncurrent deferred tax liabilities* (\$277 million). For 2015, amounts reflect the adoption of a new accounting standard requiring all deferred tax assets and liabilities to be classified as noncurrent. Prior periods were not retrospectively adjusted. See *Note 4. Significant Accounting Policies—New Accounting Standards*.

We have carryforwards, primarily related to net operating losses, which are available to reduce future foreign and U.S. state income taxes payable with either an indefinite life or expiring at various times from 2016 to 2035.

Valuation allowances are provided when we believe that our deferred tax assets are not recoverable based on an assessment of estimated future taxable income that incorporates ongoing, prudent and feasible tax planning strategies. On the basis of this evaluation, as of December 31, 2015, a valuation allowance of \$124 million has been recorded to record only the portion of the deferred tax asset that is more likely than not to be realized. The amount of the deferred tax asset considered realizable, however, could be adjusted if estimates of future taxable income during the carryforward period are reduced or increased or if objective negative evidence in the form of cumulative losses is no longer present and additional weight may be given to subjective evidence such as projections for growth.

In general, it is our practice and intention to permanently reinvest the majority of the earnings of the company's non U.S. subsidiaries. As of December 31, 2015, the cumulative amount of such undistributed earnings was approximately \$1.7 billion, for which we have not provided U.S. federal income and foreign withholding taxes. As these earnings are intended to be indefinitely reinvested overseas, as of December 31, 2015, we cannot predict the time or manner of such potential repatriation. As such, it is not practicable to estimate the amount of the deferred tax liability associated with these unremitted earnings due to the complexity of its hypothetical calculation.

D. Tax Contingencies

We are subject to income tax in many jurisdictions, and a certain degree of estimation is required in recording the assets and liabilities related to income taxes. All of our tax positions are subject to audit by the local taxing authorities in each tax jurisdiction. These tax audits can involve complex issues, interpretations and judgments and the resolution of matters may span multiple years, particularly if subject to negotiation or litigation. Our assessments are based on estimates and assumptions that have been deemed reasonable by management, but our estimates of unrecognized tax benefits and potential tax benefits may not be representative of actual outcomes, and variation from such estimates could materially affect our financial statements in the period of settlement or when the statute of limitations expire. We treat these events as discrete items in the period of resolution.

For a description of our accounting policies associated with accounting for income tax contingencies, see *Note 4. Significant Accounting Policies: Deferred Tax Assets and Liabilities and Income Tax Contingencies*. For a description of the risks associated with estimates and assumptions, see *Note 4. Significant Accounting Policies: Estimates and Assumptions*.

Uncertain Tax Positions

As tax law is complex and often subject to varied interpretations, it is uncertain whether some of our tax positions will be sustained upon audit. As of December 31, 2015 and 2014, we had approximately \$60 million and \$54 million, respectively, in net liabilities associated with uncertain tax positions, excluding associated interest:

- Tax assets associated with uncertain tax positions primarily represent our estimate of the potential tax benefits in one tax jurisdiction that could result from the payment of income taxes in another tax jurisdiction. These potential benefits generally result from cooperative efforts among taxing authorities, as required by tax treaties to minimize double taxation, commonly referred to as the competent authority process. The recoverability of these assets, which we believe to be more likely than not, is dependent upon the actual payment of taxes in one tax jurisdiction and, in some cases, the successful petition for recovery in another tax jurisdiction. As of December 31, 2015 and 2014, we had approximately \$1 million and \$1 million, respectively, in assets associated with uncertain tax positions recorded in *Other noncurrent assets*.
- Tax liabilities associated with uncertain tax positions represent unrecognized tax benefits, which arise when the estimated benefit recorded in our financial statements differs from the amounts taken or expected to be taken in a tax return because of the uncertainties described above. These unrecognized tax benefits relate primarily to issues common among multinational corporations. Substantially all of these unrecognized tax benefits, if recognized, would impact our effective income tax rate.

The reconciliation of the beginning and ending amounts of gross unrecognized tax benefits follows:

(MILLIONS OF DOLLARS)	2015	2014	2013
Balance, January 1	\$ (54)	\$ (45)	\$ (144)
Adjustments associated with the Separation ^(a)	—	—	115
Increases based on tax positions taken during a prior period ^(b)	—	(1)	(2)
Decreases based on tax positions taken during a prior period ^{(b)(c)}	6	6	—
Decreases based on cash payments for a prior period	—	—	1
Increases based on tax positions taken during the current period ^(b)	(14)	(15)	(16)
Lapse in statute of limitations	1	1	1
Balance, December 31 ^(d)	\$ (61)	\$ (54)	\$ (45)

^(a) The significant decrease in the total gross unrecognized tax benefits from December 31, 2012, to December 31, 2013, is primarily attributable to the elimination of net tax liabilities associated with uncertain tax positions that were retained by Pfizer. See *Note 2B. The Separation, Adjustments Associated with the Separation, Senior Notes Offering, Initial Public Offering and Exchange Offer: Adjustments Associated with the Separation*.

^(b) Primarily included in *Provision for taxes on income*.

^(c) In 2015 and 2014, the decreases are primarily related to movements in foreign translation adjustments on prior year positions and effective settlement of certain issues with the U.S. tax authorities and foreign tax authorities. See *A. Tax Matters—Taxes on Income*.

^(d) In 2015, included in *Noncurrent deferred tax assets* (\$6 million) and *Other taxes payable* (\$55 million). In 2014, included in *Noncurrent deferred tax assets* (\$6 million) and *Other taxes payable* (\$48 million).

- Interest related to our unrecognized tax benefits is recorded in accordance with the laws of each jurisdiction and is recorded in *Provision for taxes on income* in our consolidated statements of income. In 2015, we recorded a net interest expense of \$1 million; in 2014, we recorded a net interest expense of \$1 million; and in 2013, we recorded a net interest expense of \$3 million. Gross accrued interest totaled \$4 million and \$4 million as of December 31, 2015 and 2014, respectively, and were included in *Other taxes payable*. Gross accrued penalties totaled \$3 million and \$4 million as of December 31, 2015 and 2014, respectively, and were included in *Other taxes payable*.

Status of Tax Audits and Potential Impact on Accruals for Uncertain Tax Positions

We are subject to taxation in the United States including various states, and foreign jurisdictions. The United States is one of our major tax jurisdictions, and we are currently under audit for tax year 2013. For U.S. Federal and state tax purposes, the tax years 2013 through 2015 are open for examination (see *B. Tax Matters Agreement* for years prior to 2013).

In addition to the open audit years in the United States, we have open audit years in other major foreign tax jurisdictions, such as Canada (2012-2015), Asia-Pacific (2011-2015 primarily reflecting Australia, Japan, and New Zealand), Europe (2012-2015, primarily reflecting the United Kingdom, France and Germany) and Latin America (2005-2015, primarily reflecting Brazil and Mexico).

Any settlements or statute of limitations expirations could result in a significant decrease in our uncertain tax positions. We do not expect that within the next twelve months any of our gross unrecognized tax benefits, exclusive of interest, could significantly decrease as a result of settlements with

taxing authorities or the expiration of the statutes of limitations. Our assessments are based on estimates and assumptions that have been deemed reasonable by management, but our estimates of unrecognized tax benefits and potential tax benefits may not be representative of actual outcomes, and any variation from such estimates could materially affect our financial statements in the period of settlement or when the statutes of limitations expire, as we treat these events as discrete items in the period of resolution. Finalizing audits with the relevant taxing authorities can include formal administrative and legal proceedings, and, as a result, it is difficult to estimate the timing and range of possible change related to our uncertain tax positions, and such changes could be significant.

10. Financial Instruments

A. Debt

Credit Facilities

In December 2012, we entered into a revolving credit agreement with a syndicate of banks providing for a five-year \$1.0 billion senior unsecured revolving credit facility (the credit facility), which became effective in February 2013 upon the completion of the IPO and expires in December 2017. Subject to certain conditions, we have the right to increase the credit facility to up to \$1.5 billion. The credit facility originally contained a financial covenant requiring us to not exceed a maximum total leverage ratio (the ratio of consolidated net debt as of the end of the period to consolidated Earnings Before Interest, Income Taxes, Depreciation and Amortization (EBITDA) for such period) of 4.35:1 for fiscal year 2013, 3.95:1 for fiscal year 2014, 3.50:1 for fiscal year 2015 and 3.00:1 thereafter. On November 2, 2015, we amended this financial covenant to increase the maximum total leverage ratio for fiscal 2016 and thereafter from 3.00:1 to 3.50:1, and, only upon entering into a material acquisition, to 4.25:1. The amended ratio relating to entering into a material acquisition extends until the fourth full consecutive fiscal quarter ended immediately following the consummation of a material acquisition. On November 10, 2015, we designated the acquisition of Pharmaq a material acquisition under the revolving credit agreement. For additional information see *Note 5. Acquisitions, Divestitures and Certain Investments*. The credit facility also contains a financial covenant requiring that we maintain a minimum interest coverage ratio (the ratio of EBITDA at the end of the period to interest expense for such period) of 3.50:1. In addition, the credit facility contains other customary covenants.

We were in compliance with all financial covenants as of December 31, 2015. There were no borrowings outstanding as of both December 31, 2015, and 2014.

We have additional lines of credit and other credit arrangements with a group of banks and other financial intermediaries for general corporate purposes. We maintain cash and cash equivalent balances in excess of our outstanding short-term borrowings. As of December 31, 2015, we had access to \$79 million of lines of credit which expire at various times through 2016 and are renewed annually. As of December 31, 2015, we had \$4 million of borrowings outstanding related to these facilities, all of which were short-term. As of December 31, 2014, we had \$7 million of short-term borrowings outstanding and \$3 million of long-term borrowings outstanding related to these facilities.

Commercial Paper Program

In February 2013, we entered into a commercial paper program with a capacity of up to \$1.0 billion. As of December 31, 2015, and 2014, no commercial paper was issued under this program.

Short-Term Borrowings

As of December 31, 2015, short-term borrowings outstanding were \$5 million, with a weighted-average interest rate of 5.2%. As of December 31, 2014, short-term borrowings outstanding were \$7 million, with a weighted-average interest rate of 9.7%.

Senior Notes Offering and Other Long-Term Debt

On November 13, 2015, we issued \$1.25 billion aggregate principal amount of our senior notes (2015 senior notes), with an original issue discount of \$2 million. These notes are comprised of \$500 million aggregate principal amount of 3.450% senior notes due 2020 and \$750 million aggregate principal amount of 4.500% senior notes due 2025. Net proceeds from this offering were used to repay amounts drawn under the revolving credit facility, which were borrowed to fund the purchase price for the acquisition of Pharmaq (see *Note 5. Acquisitions, Divestitures and Certain Investments*). In addition, net proceeds from this offering will be used to repay the principal when due of \$400 million aggregate principal amount of our 1.150% senior notes due 2016, and for general corporate purposes.

On January 28, 2013, we issued \$3.65 billion aggregate principal amount of our senior notes (the 2013 senior notes offering) in a private placement, with an original issue discount of \$10 million. The senior notes are comprised of \$400 million aggregate principal amount of our 1.150% senior notes due 2016, \$750 million aggregate principal amount of our 1.875% senior notes due 2018, \$1.35 billion aggregate principal amount of our 3.250% senior notes due 2023 and \$1.15 billion aggregate principal amount of our 4.700% senior notes due 2043.

We sold \$2.65 billion aggregate principal amount of our 2013 senior notes through the initial purchasers in the 2013 senior notes offering and Pfizer transferred \$1.0 billion aggregate principal amount of our 2013 senior notes to certain of the initial purchasers, who sold such senior notes in the 2013 senior notes offering.

The 2013 and 2015 senior notes are governed by an indenture and supplemental indenture (collectively, the indenture) between us and Deutsche Bank Trust Company Americas, as trustee. The indenture contains certain covenants, including limitations on our and certain of our subsidiaries' ability to incur liens or engage in sale-leaseback transactions. The indenture also contains restrictions on our ability to consolidate, merge or sell substantially all of our assets. In addition, the indenture contains other customary terms, including certain events of default, upon the occurrence of which the 2013 and 2015 senior notes may be declared immediately due and payable.

Pursuant to the indenture, we are able to redeem the 2013 and 2015 senior notes, in whole or in part, at any time by paying a make whole premium, plus accrued and unpaid interest to, but excluding, the date of redemption. Pursuant to our tax matters agreement with Pfizer, we will not be permitted to redeem the 2013 senior notes due 2023 pursuant to this optional redemption provision, except under limited circumstances. Upon the occurrence

of a change of control of us and a downgrade of the 2013 and 2015 senior notes below an investment grade rating by each of Moody's Investors Service, Inc. and Standard & Poor's Ratings Services, we are, in certain circumstances, required to make an offer to repurchase all of the outstanding 2013 and 2015 senior notes at a price equal to 101% of the aggregate principal amount of the 2013 and 2015 senior notes together with accrued and unpaid interest to, but excluding, the date of repurchase.

The components of our long-term debt follow:

(MILLIONS OF DOLLARS)	December 31, 2015	December 31, 2014
Lines of credit, due 2016-2018	\$ —	\$ 3
1.150% 2013 senior notes due 2016	400	400
1.875% 2013 senior notes due 2018	750	750
3.450% 2015 senior notes due 2020	500	—
3.250% 2013 senior notes due 2023	1,350	1,350
4.500% 2015 senior notes due 2025	750	—
4.700% 2013 senior notes due 2043	1,150	1,150
	4,900	3,653
Unamortized debt discount / debt issuance costs	(37)	(29)
Less current portion of long-term debt	(400)	—
<i>Long-term debt / Allocated long-term debt</i>	\$ 4,463	\$ 3,624

The fair value of our long-term debt was \$4,759 million and \$3,690 million as of December 31, 2015, and December 31, 2014, respectively, and has been determined using a third-party matrix-pricing model that uses significant inputs derived from or corroborated by observable market data and Zoetis' credit rating (Level 2 inputs). See *Note 4. Significant Accounting Policies— Fair Value*.

The principal amount of long-term debt outstanding as of December 31, 2015, matures in the following years:

(MILLIONS OF DOLLARS)	2016	2017	2018	2019	After 2019	Total
Maturities	\$ 400	\$ —	\$ 750	\$ —	\$ 3,750	\$ 4,900

Interest Expense

Interest expense, net of capitalized interest, was \$124 million for 2015, \$117 million for 2014 and \$113 million for 2013. Capitalized interest expense was \$4 million for 2015, \$4 million for 2014, and \$3 million for 2013.

B. Derivative Financial Instruments

Foreign Exchange Risk

A significant portion of our revenue, earnings and net investment in foreign affiliates is exposed to changes in foreign exchange rates. We seek to manage our foreign exchange risk, in part, through operational means, including managing same-currency revenue in relation to same-currency costs and same-currency assets in relation to same-currency liabilities. Depending on market conditions, foreign exchange risk is also managed through the use of derivative financial instruments. These financial instruments serve to protect net income against the impact of the translation into U.S. dollars of certain foreign exchange-denominated transactions. The aggregate notional amount of foreign exchange derivative financial instruments offsetting foreign currency exposures was \$1.4 billion and \$1.1 billion as of December 31, 2015, and December 31, 2014, respectively. The derivative financial instruments primarily offset exposures in the euro, the Brazilian real and the Australian dollar. The vast majority of the foreign exchange derivative financial instruments mature within 60 days and all mature within 180 days.

All derivative contracts used to manage foreign currency risk are measured at fair value and are reported as assets or liabilities on the consolidated balance sheet. The company has not designated the foreign currency forward-exchange contracts as hedging instruments. We recognize the gains and losses on forward-exchange contracts that are used to offset the same foreign currency assets or liabilities immediately into earnings along with the earnings impact of the items they generally offset. These contracts essentially take the opposite currency position of that reflected in the month-end balance sheet to counterbalance the effect of any currency movement.

The location and fair values of foreign exchange derivative instruments not designated as hedging instruments are as follows:

(MILLIONS OF DOLLARS)	Balance Sheet Location	December 31, 2015	December 31, 2014
Foreign currency forward-exchange contracts	Other current assets	\$ 8	\$ 9
Foreign currency forward-exchange contracts	Other current liabilities	(10)	(4)
Total foreign currency forward-exchange contracts		\$ (2)	\$ 5

We use a market approach in valuing financial instruments on a recurring basis. Our derivative financial instruments measured at fair value on a recurring basis use Level 2 inputs in the calculation of fair value. See *Note 4. Significant Accounting Policies— Fair Value*.

The net gains incurred on foreign currency forward-exchange contracts not designated as hedging instruments were \$25 million and \$20 million for the years ended December 31, 2015, and 2014, respectively, and are recorded in *Other (income)/deductions—net*. This amount was substantially offset in *Other (income)/deductions—net* by the effect of changing exchange rates on the underlying foreign currency exposures.

Interest Rate Risk

The company may use interest rate swap contracts on certain investing and borrowing transactions to manage its net exposure to interest rates and to reduce its overall cost of borrowing. In anticipation of issuing fixed-rate debt, we may use forward-starting interest rate swaps that are designated as cash flow hedges to hedge against changes in interest rates that could impact expected future issuances of debt. To the extent these hedges of cash flows related to anticipated debt are effective, any unrealized gains or losses on the forward-starting interest rate swaps are reported in *Accumulated other comprehensive loss* and are recognized in income over the life of the future fixed-rate notes. When the company discontinues hedge accounting because it is no longer probable that an anticipated transaction will occur within the originally expected period of execution, or within an additional two-month period thereafter, changes to fair value accumulated in other comprehensive income are recognized immediately in earnings.

In 2015, we entered into five interest rate swaps with an aggregate notional value of \$350 million. We designated these swaps as cash flow hedges against interest rate exposure related principally to the anticipated future issuance of fixed-rate debt to be used primarily to refinance our 1.150% senior notes due in 2016. Upon issuance of the \$1.25 billion aggregate principal amount of senior notes in November 2015 (see *A. Debt: Senior Notes Offering and Other Long-Term Debt*), we terminated these forward-starting interest rate contracts and paid \$4 million in cash to the counterparties for settlement. The settlement amount represented the fair value of the forward-starting interest rate contracts at the time of termination, was recorded in *Accumulated other comprehensive loss*, and will be amortized into income over the life of the 4.500% senior notes due 2025 issued in November 2015. There was \$0.3 million of ineffectiveness related to the forward swaps through the date of settlement which was immediately recognized as a loss within *Interest expense—net of capitalized interest*.

11. Inventories

The components of inventory follow:

(MILLIONS OF DOLLARS)	As of December 31,	
	2015	2014
Finished goods	\$ 758	\$ 688
Work-in-process	384	340
Raw materials and supplies	325	261
<i>Inventories</i>	\$ 1,467	\$ 1,289

12. Property, Plant and Equipment

The components of property, plant and equipment follow:

(MILLIONS OF DOLLARS)	Useful Lives (Years)	As of December 31,	
		2015	2014
Land	—	\$ 22	\$ 36
Buildings	33 ¹ / ₃ - 50	874	918
Machinery, equipment and fixtures	3 - 20	1,434	1,342
Construction-in-progress	—	185	167
		2,515	2,463
Less: Accumulated depreciation		1,208	1,145
<i>Property, plant and equipment</i>		\$ 1,307	\$ 1,318

Depreciation expense was \$135 million in 2015, \$141 million in 2014 and \$146 million in 2013.

13. Goodwill and Other Intangible Assets

A. Goodwill

The components of, and changes in, the carrying amount of goodwill follow:

(MILLIONS OF DOLLARS)		U.S.		International		Total
Balance, December 31, 2013	\$	501	\$	481	\$	982
Other ^(a)		—		(6)		(6)
Balance, December 31, 2014	\$	501	\$	475	\$	976
Additions^(b)		164		341		505
Other^(a)		—		(26)		(26)
Balance, December 31, 2015	\$	665	\$	790	\$	1,455

^(a) Includes adjustments for foreign currency translation. For 2015, also includes a reclassification adjustment of \$5 million to *Assets held for sale*. For additional information, see *Note 5B. Acquisitions, Divestitures and Certain Investments—Divestitures: Assets Held for Sale*.

^(b) Primarily reflects the allocation to reportable segments of goodwill associated with the acquisitions of Pharmaq and of certain assets of Abbott Animal Health (amounts recorded are preliminary and subject to final valuation). For additional information, see *Note 5A. Acquisitions, Divestitures and Certain Investments—Acquisitions: Acquisition of Pharmaq and Acquisition of Abbott Animal Health*.

The gross goodwill balance was \$1,991 million as of December 31, 2015, and \$1,512 million as of December 31, 2014. Accumulated goodwill impairment losses (generated entirely in fiscal 2002) were \$536 million as of December 31, 2015, and December 31, 2014.

B. Other Intangible Assets

The components of identifiable intangible assets follow:

(MILLIONS OF DOLLARS)	As of December 31, 2015			As of December 31, 2014		
	Gross Carrying Amount	Accumulated Amortization	Identifiable Intangible Assets, Less Accumulated Amortization	Gross Carrying Amount	Accumulated Amortization	Identifiable Intangible Assets, Less Accumulated Amortization
			Amount			Amount
Finite-lived intangible assets:						
Developed technology rights ^(a)	\$ 1,010	\$ (274)	\$ 736	\$ 744	\$ (259)	\$ 485
Brands	212	(121)	91	216	(111)	105
Trademarks and tradenames ^(a)	63	(44)	19	60	(41)	19
Other ^{(a)(b)}	214	(118)	96	119	(116)	3
Total finite-lived intangible assets	1,499	(557)	942	1,139	(527)	612
Indefinite-lived intangible assets:						
Brands	36	—	36	38	—	38
Trademarks and trade names	66	—	66	67	—	67
In-process research and development ^(a)	138	—	138	2	—	2
Product rights	8	—	8	8	—	8
Total indefinite-lived intangible assets	248	—	248	115	—	115
Identifiable intangible assets	\$ 1,747	\$ (557)	\$ 1,190	\$ 1,254	\$ (527)	\$ 727

^(a) Includes the intangible assets associated with the acquisitions of Pharmaq and of certain assets of Abbott Animal Health (amounts recorded are preliminary and subject to final valuation), as well as the impact of foreign exchange. For additional information, see *Note 5A. Acquisitions, Divestitures and Certain Investments—Acquisitions: Acquisition of Pharmaq and Acquisition of Abbott Animal Health*.

^(b) Primarily includes customer relationships associated with the acquisition of Pharmaq.

Developed Technology Rights

Developed technology rights represent the amortized cost associated with developed technology, which has been acquired from third parties and which can include the right to develop, use, market, sell and/or offer for sale the product, compounds and intellectual property that we have acquired with respect to products, compounds and/or processes that have been completed. These assets include technologies related to the care and treatment of cattle, swine, poultry, sheep, fish, dogs, cats and horses.

Brands

Brands represent the amortized or unamortized cost associated with product name recognition, as the products themselves do not receive patent protection. The more significant finite-lived brands are Excenel, Lutalyse and Spirovac and the more significant indefinite-lived brands are the Linco family products and Mastitis.

Trademarks and Tradenames

Trademarks and tradenames represent the amortized or unamortized cost associated with legal trademarks and tradenames. The more significant components of indefinite-lived trademarks and tradenames are indefinite-lived trademarks and tradenames acquired from SmithKlineBeecham. The more significant finite-lived trademarks and tradenames are finite-lived trademarks and tradenames for vaccines acquired from CSL Animal Health.

In-Process Research and Development

IPR&D assets represent R&D assets that have not yet received regulatory approval in a major market. The majority of these IPR&D assets were acquired in connection with our acquisition of Pharmaq.

IPR&D assets are required to be classified as indefinite-lived assets until the successful completion or abandonment of the associated R&D effort. Accordingly, during the development period after the date of acquisition, these assets will not be amortized until approval is obtained in a major market, typically either the United States or the EU, or in a series of other countries, subject to certain specified conditions and management judgment. At that time, we will determine the useful life of the asset, reclassify the asset out of IPR&D and begin amortization. If the associated R&D effort is abandoned, the related IPR&D assets will be written-off, and we will record an impairment charge.

For IPR&D assets, there can be no certainty that these assets ultimately will yield a successful product.

Product Rights

Product rights represent product registration and application rights that were acquired from Pfizer in 2014. See *Note 20. Transactions and Agreements with Pfizer*.

C. Amortization

The weighted average life of our total finite-lived intangible assets is approximately 11 years. Total amortization expense for finite-lived intangible assets was \$64 million in 2015, \$63 million in 2014, and \$63 million in 2013.

The annual amortization expense expected for the years 2016 through 2020 is as follows:

(MILLIONS OF DOLLARS)	2016	2017	2018	2019	2020
Amortization expense	\$ 85	\$ 85	\$ 85	\$ 84	\$ 81

D. Impairments

For information about intangible asset impairments, see *Note 7. Other (Income)/Deductions—Net*.

14. Benefit Plans

The pre-Separation period included in the consolidated statement of income for the year ended December 31, 2013, included all of the benefit plan expenses attributable to the animal health operations of Pfizer, including all expenses associated with pension plans, postretirement plans and defined contribution plans. The expenses included allocations of direct expenses, as well as expenses that were deemed attributable to the animal health operations.

Prior to the Separation from Pfizer, employees who met certain eligibility requirements participated in various defined benefit pension plans and postretirement plans administered and sponsored by Pfizer. Effective December 31, 2012, our employees ceased to participate in the Pfizer U.S. qualified defined benefit and U.S. retiree medical plans, and liabilities associated with our employees under these plans were retained by Pfizer. Pfizer is continuing to credit certain employees' service with Zoetis generally through December 31, 2017 (or termination of employment from Zoetis, if earlier) for certain early retirement benefits with respect to Pfizer's U.S. defined benefit pension and retiree medical plans. In connection with the employee matters agreement, Zoetis is responsible for payment of three-fifths of the total cost of the service credit continuation (approximately \$38 million) for these plans and Pfizer is responsible for the remaining two-fifths of the total cost (approximately \$25 million). The \$25 million capital contribution from Pfizer and corresponding contra-equity account (which is being reduced as the service credit continuation is incurred) is included in *Employee benefit plan contribution from Pfizer Inc.* in the consolidated statement of equity. The balance in the contra-equity account was approximately \$18 million and \$20 million as of December 31, 2015 and 2014, respectively. The amount of the service cost continuation payment to be paid by Zoetis to Pfizer was determined and fixed based on an actuarial assessment of the value of the grow-in benefits and will be paid in equal installments over a period of ten years. Pension and postretirement benefit expense associated with the extended service for certain employees in the U.S. plans totaled approximately \$6 million per year in 2015 and 2014. For additional information see *Note 20B. Transactions and Agreements with Pfizer—Agreements with Pfizer: Employee matters agreement*.

Pension expense associated with the U.S. and certain significant international locations totaled approximately \$20 million and \$19 million in 2015 and 2014, respectively (inclusive of service cost grow-in benefits discussed above), and \$15 million in 2013.

A. International Pension Plans

As part of the Separation (see *Note 2B. The Separation, Adjustments Associated with the Separation, Senior Notes Offering, Initial Public Offering and Exchange Offer: Adjustments Associated with the Separation*), certain separation adjustments were made to transfer the assets and liabilities of certain international defined benefit pension plans from Pfizer to Zoetis. During 2014, our pension plans in Australia, Belgium, Japan and Switzerland were transferred to us from Pfizer, and the combined net pension obligations (approximately \$22 million) and the related accumulated other comprehensive loss (approximately \$11 million, net of tax) associated with these plans were recorded. During 2015, our pension plan in the Philippines was transferred to us from Pfizer. The net pension obligation (approximately \$1 million) and the related accumulated other comprehensive loss (which was less than \$1 million, net of tax) associated with this plan were recorded. Prior to the Separation and transfer, these benefit plans were accounted for as multi-employer plans.

Information about the dedicated pension plans in Germany, India, Korea and the Netherlands, as well as plans transferred to us as part of the Separation, is provided in the tables below.

Obligations and Funded Status—Dedicated Plans

The following table provides an analysis of the changes in the benefit obligations, plan assets and funded status of our dedicated pension plans (including those transferred to us):

(MILLIONS OF DOLLARS)	As of and for the	
	Year Ended December 31,	
	2015	2014
Change in benefit obligation:		
Projected benefit obligation, beginning	\$ 129	\$ 73
Service cost	9	4
Interest cost	3	2
Plan combinations / Separation adjustments ^(a)	12	78
Changes in actuarial assumptions and other	(4)	17
Settlements and curtailments ^(b)	(4)	(38)
Adjustments for foreign currency translation	(18)	(7)
Benefit obligation, ending	127	129
Change in plan assets:		
Fair value of plan assets, beginning	63	45
Plan combinations / Separation adjustments ^(a)	9	56
Actual return on plan assets	4	3
Company contributions	8	3
Settlements and curtailments ^(b)	(3)	(38)
Adjustments for foreign currency translation	(8)	(3)
Other—net	(1)	(3)
Fair value of plan assets, ending	72	63
Funded status—Projected benefit obligation in excess of plan assets at end of year ^(c)	\$ (55)	\$ (66)

^(a) Represents the benefit obligations and plan assets acquired in 2015 from Pharmaq (net obligation of approximately \$2 million) and transferred to us in 2014 and 2013 from Pfizer as part of the Separation (net obligation of approximately \$22 million and \$21 million, respectively), as described above.

^(b) The 2014 settlements and curtailments reflect the impact of the sale of our Netherlands manufacturing facility.

^(c) Included in *Other noncurrent liabilities*.

Actuarial losses were approximately \$23 million (\$16 million net of tax) at December 31, 2015, and \$33 million (\$25 million net of tax) at December 31, 2014. The actuarial gains and losses primarily represent the cumulative difference between the actuarial assumptions and actual return on plan assets, changes in discount rates and changes in other assumptions used in measuring the benefit obligations. These actuarial gains and losses are recognized in *Accumulated other comprehensive income/(loss)*. At December 31, 2014, the actuarial losses included approximately \$15 million (\$11 million, net of tax) associated with the plans transferred to us from Pfizer during 2014. The actuarial losses will be amortized into net periodic benefit costs over an average period of 13.1 years.

The estimated net actuarial loss that will be amortized from *Accumulated other comprehensive loss* into 2016 net periodic benefit cost is approximately \$1 million.

Information related to the funded status of selected plans follows:

(MILLIONS OF DOLLARS)	As of December 31,	
	2015	2014
Pension plans with an accumulated benefit obligation in excess of plan assets:		
Fair value of plan assets	\$ 37	\$ 35
Accumulated benefit obligation	69	73
Pension plans with a projected benefit obligation in excess of plan assets:		
Fair value of plan assets	72	63
Projected benefit obligation	127	129

Net Periodic Benefit Costs—Dedicated Plans

The following table provides the net periodic benefit cost associated with dedicated pension plans (including those transferred to us):

(MILLIONS OF DOLLARS)	Year Ended December 31,		
	2015	2014	2013
Service cost	\$ 9	\$ 4	\$ 2
Interest cost	3	2	3
Expected return on plan assets	(3)	(1)	(2)
Amortization of net (gains) / losses	1	—	—
Special termination benefits	1	1	—
Settlement loss	2	5	1
Net periodic benefit cost	\$ 13	\$ 11	\$ 4

The settlement loss for the year ended December 31, 2014, includes a settlement charge of approximately \$4 million (approximately \$3 million, net of tax) associated with the 2012 sale of our Netherlands manufacturing facility. The pension assets associated with this plan were financed through an insurance contract for which the insurer was responsible for the investment of the plan assets. The active participants in the plan were transferred to the buyer at the time of sale and the plan liability associated with inactive participants remained with the insurance contract that was used to finance the plan. The insurance contract was also transferred to the buyer although we remained liable for the proportion of administrative costs that related to inactive members under the terms of this contract through December 31, 2013. Under the terms of the sale agreement, the contract was terminated on December 31, 2013 (fiscal year 2014 for our international operations), and the liability for benefits associated with this plan reverted in full to the insurance company.

Actuarial Assumptions—Dedicated Plans

The following table provides the weighted average actuarial assumptions for the dedicated pension plans (including those transferred to us):

(PERCENTAGES)	As of December 31,		
	2015	2014	2013
Weighted average assumptions used to determine benefit obligations:			
Discount rate	2.6%	2.8%	5.0%
Rate of compensation increase	3.0%	3.6%	4.4%
Weighted average assumptions used to determine net benefit cost for the year ended December 31:			
Discount rate	2.8%	5.0%	4.6%
Expected return on plan assets	4.3%	4.0%	4.5%
Rate of compensation increase	3.6%	4.4%	5.3%

The assumptions above are used to develop the benefit obligations at the end of the year and to develop the net periodic benefit cost for the following year. Therefore, the assumptions used to determine the net periodic benefit cost for each year are established at the end of each previous year, while the assumptions used to determine the benefit obligations are established at each year-end. The net periodic benefit cost and the benefit obligations are based on actuarial assumptions that are reviewed on an annual basis. The assumptions are revised based on an annual evaluation of long-term trends, as well as market conditions that may have an impact on the cost of providing retirement benefits. In 2013, the calculation of the weighted average expected rate of compensation increase used to determine benefit obligations excluded the Netherlands plan as that plan had no active participants at December 31, 2013 (the plan was terminated on December 31, 2013).

Actuarial and other assumptions for pension plans can result from a complex series of judgments about future events and uncertainties and can rely on estimates and assumptions. For a description of the risks associated with estimates and assumptions, see *Note 4. Significant Accounting Policies—Estimates and Assumptions*.

Plan Assets—Dedicated Plans

The components of plan assets follow:

(MILLIONS OF DOLLARS)	As of December 31,	
	2015	2014
Cash and cash equivalents	\$ 2	\$ 1
Equity securities: Equity commingled funds	23	27
Debt securities: Government bonds	26	26
Other investments	21	9
Total ^(a)	\$ 72	\$ 63

^(a) Fair values are determined based on valuation inputs categorized as Level 1, 2 or 3 (see *Note 4. Significant Accounting Policies—Fair Value*). All investment plan assets are valued using Level 1 or Level 2 inputs.

A single estimate of fair value can result from a complex series of judgments about future events and uncertainties and can rely on estimates and assumptions. For information about the risks associated with estimates and assumptions, see *Note 4. Significant Accounting Policies—Estimates and Assumptions*.

Specifically, the following methods and assumptions were used to estimate the fair value of our pension assets:

- Equity commingled funds—observable market prices.
- Government bonds and other investments—principally observable market prices.

The long-term target asset allocations and the percentage of the fair value of plans assets for dedicated benefit plans follow:

(PERCENTAGES)	As of December 31,		
	Target allocation	Percentage of Plan Assets	
	percentage	2015	2014
Cash and cash equivalents	0-10%	2.4%	2.1%
Equity securities	0-50%	31.8%	42.5%
Debt securities	20-70%	36.2%	41.3%
Other investments	0-40%	29.6%	14.1%
Total	100%	100%	100%

Zoetis utilizes long-term asset allocation ranges in the management of our plans' invested assets. Long-term return expectations are developed with input from outside investment consultants based on the company's investment strategy, which takes into account historical experience, as well as the impact of portfolio diversification, active portfolio management, and the investment consultant's view of current and future economic and financial market conditions. As market conditions and other factors change, the targets may be adjusted accordingly and actual asset allocations may vary from the target allocations.

The long-term asset allocation ranges reflect the asset class return expectations and tolerance for investment risk within the context of the respective plans' long-term benefit obligations. These ranges are supported by an analysis that incorporates historical and expected returns by asset class, as well as volatilities and correlations across asset classes and our liability profile. This analysis, referred to as an asset-liability analysis, also provides an estimate of expected returns on plan assets, as well as a forecast of potential future asset and liability balances.

The investment consultants review investment performance with Zoetis on a quarterly basis in total, as well as by asset class, relative to one or more benchmarks.

Cash Flows—Dedicated Plans

Our plans are generally funded in amounts that are at least sufficient to meet the minimum requirements set forth in applicable employee benefit laws and local tax and other laws.

We expect to contribute approximately \$8 million to our dedicated pension plans in 2016. Benefit payments are expected to be approximately \$5 million for 2016, \$4 million for 2017, \$5 million per year for 2018 and 2019, and \$6 million for 2020. Benefit payments are expected to be approximately \$34 million in the aggregate for the five years thereafter. These expected benefit payments reflect the future plan benefits subsequent to 2016 projected to be paid from the plans or from the general assets of Zoetis entities under the current actuarial assumptions used for the calculation of the projected benefit obligation and, therefore, actual benefit payments may differ from projected benefit payments.

Multi-employer Plans

Pension expense associated with international benefit plans accounted for as multi-employer plans was approximately \$5 million in 2014 and \$7 million in 2013. Contributions to these plans were approximately \$5 million and \$7 million in 2014 and 2013, respectively. There were no plans accounted for as multi-employer plans in 2015.

B. Postretirement Plans

Prior to the Separation from Pfizer, many of our employees were eligible to participate in postretirement plans sponsored by Pfizer. As discussed above, Pfizer is continuing to credit certain United States employees' service with Zoetis generally through December 31, 2017 (or termination of employment from Zoetis, if earlier), for certain early retirement benefits with respect to Pfizer's U.S. retiree medical plans. Postretirement benefit expense associated with these U.S. retiree medical plans totaled approximately \$4 million per year in 2015, 2014 and 2013 (inclusive of service cost grow-in benefits discussed above). The expected benefit payments for each of the next five years is approximately \$4 million per year, and approximately \$6 million in the aggregate over the remaining two years of the agreement with Pfizer.

Employees in the United States who meet certain eligibility requirements participate in a supplemental (non-qualified) savings plan sponsored by Zoetis. The cost of the supplemental savings plan was \$2 million and \$3 million in 2015 and 2014, respectively.

C. Defined Contribution Plans

Zoetis has a voluntary defined contribution plan (Zoetis Savings Plan) that allows participation by substantially all U. S. employees. Zoetis matches 100% of employee contributions, up to a maximum of 5% of each employee's eligible compensation. The Zoetis Savings Plan also includes a profit-sharing feature that provides for an additional contribution ranging between 0 and 8 percent of each employee's eligible compensation. All eligible employees receive the profit-sharing contribution regardless of the amount they choose to contribute to the Zoetis Savings Plan. The profit-sharing contribution is a discretionary amount provided by Zoetis and is determined on an annual basis. Employees can direct their contributions and the company's matching and profit-sharing contributions into any of the funds offered. These funds provide participants with a cross section of investing options, including the Zoetis stock fund. Through December 31, 2014, matching and profit-sharing contributions were funded through the issuance of Zoetis common stock. Beginning in 2015, these contributions were cash funded.

Employees are permitted to diversify all or any portion of their company matching or profit-sharing contribution. Once the contributions have been paid, Zoetis has no further payment obligations. Contribution expense, associated with the U.S. defined contribution plans, totaled approximately \$43 million in 2015, \$38 million in 2014 and \$35 million in 2013.

15. Share-Based Payments

In January 2013, the Zoetis 2013 Equity and Incentive Plan (Equity Plan) became effective, in order to provide long-term incentives to, and facilitate the retention of, our employees. The principal types of stock-based awards available under the Equity Plan may include, but are not limited to, stock options, restricted stock and restricted stock units (RSUs), deferred stock unit awards (DSUs), performance-vesting restricted stock unit awards (PSUs), and other equity-based or cash-based awards.

Twenty-five million shares of stock were approved and registered with the SEC for grants to participants under the Equity Plan. The shares reserved may be used for any type of award under the Equity Plan. At December 31, 2015, the aggregate number of remaining shares available for future grant under the Equity Plan was approximately 16 million shares.

A. Share-Based Compensation Expense

The components of share-based compensation expense follow:

(MILLIONS OF DOLLARS)	Year Ended December 31,		
	2015	2014	2013
Stock options / stock appreciation rights	\$ 20	\$ 18	\$ 9
RSUs / DSUs	21	14	9
PSUs	2	—	—
Pfizer stock benefit plans—direct	—	—	25
Share-based compensation expense—total ^(a)	\$ 43	\$ 32	\$ 43
Tax benefit for share-based compensation expense	(8)	(8)	(6)
Share-based compensation expense, net of tax	\$ 35	\$ 24	\$ 37

^(a) For the year ended December 31, 2015, we capitalized \$1 million of share-based compensation expense to inventory.

B. Stock Options

Stock options represent the right to purchase shares of our common stock within a specified period of time at a specified price. The exercise price for a stock option will be not less than 100% of the fair market value of the common stock on the date of grant. Stock options granted may include those intended to be “incentive stock options” within the meaning of Section 422 of the U.S. Internal Revenue Code of 1986 (the Code).

Stock options are accounted for using a fair-value-based method at the date of grant in the consolidated statement of income. The values determined through this fair-value-based method generally are amortized on a straight-line basis over the vesting term into *Cost of sales, Selling, general and administrative expenses*, or *Research and development expenses*, as appropriate.

Eligible employees may receive Zoetis stock option awards. Zoetis stock option awards generally vest after three years of continuous service from the date of grant and have a contractual term of 10 years.

The fair-value-based method for valuing each Zoetis stock option grant on the grant date uses the Black-Scholes option-pricing model, which incorporates a number of valuation assumptions noted in the following table, shown at their weighted-average values:

	Year Ended December 31,	
	2015	2014
Expected dividend yield ^(a)	0.72%	0.93%
Risk-free interest rate ^(b)	1.79%	2.01%
Expected stock price volatility ^(c)	23.92%	24.72%
Expected term ^(d) (years)	6.5	6.5

^(a) Determined using a constant dividend yield during the expected term of the Zoetis stock option.

^(b) Determined using the interpolated yield on U.S. Treasury zero-coupon issues.

^(c) For 2015, determined using a 2-year historical volatility of the Zoetis stock price and weighting it equally against the implied volatility. The selection of the blended historical and implied volatility approach was based on our assessment that this calculation of expected volatility is more representative of future stock price trends. For 2014, determined using implied volatility.

^(d) Determined using expected exercise and post-vesting termination patterns.

The following table provides an analysis of stock option activity for the year ended December 31, 2015:

	Shares	Weighted-Average Exercise Price Per Share	Weighted-Average Remaining Contractual Term (Years)	Aggregate Intrinsic Value ^(a) (MILLIONS)
Outstanding, December 31, 2014	5,541,313	\$ 28.56		
Granted	862,403	46.01		
Exercised	(293,355)	28.99		
Forfeited	(162,642)	29.68		
Outstanding, December 31, 2015	5,947,719	\$ 31.03	7.5	\$ 100
Exercisable, December 31, 2015	369,306	\$ 31.68	1.9	\$ 6

^(a) Market price of underlying Zoetis common stock less exercise price.

The following table summarizes data related to stock option activity:

(MILLIONS OF DOLLARS, EXCEPT PER STOCK OPTION AMOUNTS)	Year Ended/As of December 31,	
	2015	2014
Weighted-average grant date fair value per stock option	\$ 11.70	\$ 8.01
Aggregate intrinsic value on exercise	5	1
Cash received upon exercise	9	2
Tax benefits realized related to exercise	2	1
Total compensation cost related to nonvested stock options not yet recognized, pre-tax	10	17
Weighted-average period over which stock option compensation is expected to be recognized (years)	0.8	1.8

C. Restricted Stock Units (RSUs)

Restricted stock units represent the right to receive a share of our common stock that is subject to a risk of forfeiture until the restrictions lapse at the end of the vesting period subject to the recipient's continued employment. RSUs accrue dividend equivalent units and are paid in shares of our common stock upon vesting (or cash determined by reference to the value of our common stock).

RSUs are accounted for using a fair-value-based method that utilizes the closing price of Zoetis common stock on the date of grant. Zoetis RSU awards generally vest after three years of continuous service from the grant date and the values are amortized on a straight-line basis over the vesting term into *Cost of sales, Selling, general and administrative expenses*, or *Research and development expenses*, as appropriate.

The following table provides an analysis of RSU activity for the year ended December 31, 2015:

	Shares	Weighted-Average Grant Date Fair Value Per Share
Nonvested, December 31, 2014	1,622,974	\$ 28.85
Granted	716,551	46.02
Vested	(221,731)	29.70
Reinvested dividend equivalents	14,672	33.14
Forfeited	(176,488)	35.98
Nonvested, December 31, 2015	1,955,978	\$ 34.44

The following table provides data related to RSU activity:

(MILLIONS OF DOLLARS)	Year Ended/As of December 31,	
	2015	2014
Total compensation cost related to nonvested RSU awards not yet recognized, pre-tax	\$ 32	\$ 24
Weighted-average period over which RSU cost is expected to be recognized (years)	1.2	1.8

D. Deferred Stock Units (DSUs)

Deferred stock units, which are granted to non-employee compensated Directors, represent the right to receive shares of our common stock at a future date. The DSU awards will be automatically settled and paid in shares (including fractional shares) within sixty days following the Director's separation of service on the Board of Directors.

DSUs are accounted for using a fair-value-based method that utilizes the closing price of Zoetis common stock on the date of grant. DSUs vest immediately as of the grant date and the values are expensed at the time of grant into *Selling, general and administrative expenses*.

For the year ended December 31, 2015, there were no DSUs granted. For the year ended December 31, 2014, Zoetis granted 36,256 DSUs at a grant date weighted-average fair value of \$30.89 per stock unit. As of December 31, 2015 and 2014, there were 72,246 and 71,727 DSUs outstanding, respectively, including dividend equivalents.

E. Performance-Vesting Restricted Stock Units (PSUs)

Performance-vesting restricted stock units, which are granted to eligible senior management, represent the right to receive a share of our common stock that is subject to a risk of forfeiture until the restrictions lapse, which include continued employment through the end of the vesting period and the attainment of performance goals. PSUs represent the right to receive shares of our common stock in the future (or cash determined by reference to the value of our common stock).

PSUs are accounted for using a Monte Carlo simulation model. The units underlying the PSUs will be earned and vested over a three-year performance period, based upon the total shareholder return of the company in comparison to the total shareholder return of the companies comprising the S&P 500 index at the start of the performance period, excluding companies that during the performance period are acquired or are no longer publicly traded (Relative TSR). The weighted-average fair value was estimated based on volatility assumptions of Zoetis common stock and an average of peer companies, which were 21.8% and 23.5%, respectively. Depending on the company's Relative TSR performance at the end of the performance period, the recipient may earn between 0% and 200% of the target number of units. Vested units, including dividend equivalent units, are paid in shares of the company's common stock. PSU values are amortized on a straight-line basis over the vesting term into *Cost of sales, Selling, general and administrative expenses*, or *Research and development expenses*, as appropriate.

The following table provides an analysis of PSU activity for the year ended December 31, 2015:

	Shares	Weighted-Average Grant Date Fair Value Per Share
Nonvested, December 31, 2014	—	\$ —
Granted	157,130	63.14
Vested	(421)	63.14
Reinvested dividend equivalents	816	63.14
Forfeited	(15,092)	63.14
Nonvested, December 31, 2015	142,433	\$ 63.14

The following table provides data related to PSU activity:

(MILLIONS OF DOLLARS)	Year Ended/As of December 31,	
	2015	2014
Total compensation cost related to nonvested PSU awards not yet recognized, pre-tax	\$ 7	\$ —
Weighted-average period over which PSU cost is expected to be recognized (years)	2.1	—

F. Other Equity-Based or Cash-Based Awards.

Our Compensation Committee is authorized to grant awards in the form of other equity-based awards or other cash-based awards, as deemed to be consistent with the purposes of the Equity Plan.

G. Accelerated Vesting of Outstanding Equity Awards

As a result of our operational efficiency initiative and supply network strategy, the company accelerated the vesting, and in some cases the settlement on a pro-rata basis, of outstanding RSUs of terminated employees, subject, in each case, to the requirements of Section 409A of the U.S. Internal Revenue Code, the terms of the Equity Plan and the applicable award agreements, and any outstanding deferral elections. Generally, unvested stock options previously granted to terminated employees accelerated in full, and employees generally have the ability to exercise the stock options for three months after termination. Zoetis employees who held stock options and were retirement eligible as of their termination date generally have the full term of the stock option to exercise. In addition, outstanding PSUs of terminated employees vested on a pro-rata basis will be settled on or after the third anniversary of the grant date, subject to the achievement of performance goals. The unvested portion of RSUs and PSUs were forfeited.

The accelerated vesting of the outstanding stock options and the settlement, on a pro-rata basis, of other equity awards resulted in the recognition of additional stock-based compensation expense for the year ended December 31, 2015, of approximately \$2 million, which is included in *Restructuring charges and certain acquisition-related costs*.

H. Treatment of Outstanding Pfizer Equity Awards

Following the IPO, the equity awards previously granted to our employees by Pfizer continued to vest, and service with Zoetis counted as service with Pfizer for equity award purposes. On June 24, 2013, Pfizer completed the Exchange Offer whereby Pfizer disposed of all of its shares of Zoetis common stock owned by Pfizer. Pfizer accelerated the vesting of, and in some cases the settlement of, on a pro-rata basis, outstanding Pfizer RSUs, Total Shareholder Return Units (TSRUs) and Performance Share Awards (PSAs) previously granted to our employees, subject, in each case, to the requirements of Section 409A of the U.S. Internal Revenue Code, the terms of the 2004 Pfizer Stock Plan and the applicable award agreements and any outstanding deferral elections. In addition, unvested Pfizer stock options previously granted to our employees accelerated in full, and our

employees generally have the ability to exercise the stock options until the earlier of (i) June 23, 2016 (three years from Pfizer's completion of the Exchange Offer), (ii) termination of employment from Zoetis or (iii) the expiration date of the stock option. Zoetis employees who held Pfizer stock options and were retirement eligible as of June 24, 2013, will have the full term of the stock option to exercise.

The accelerated vesting of the outstanding Pfizer stock options, and the settlement, on a pro-rata basis, of other Pfizer equity awards, resulted in the recognition of additional expense for the year ended December 31, 2013, of \$9 million, which is included in stock-based compensation. The unvested portion of Pfizer RSUs, TSRUs and PSAs were forfeited as of the completion of the Exchange Offer. In the third quarter of 2013, Zoetis made a cash payment of approximately \$20 million to certain non-executive Zoetis employees, based on the value of the employees' forfeited Pfizer RSUs, TSRUs and PSAs (as applicable). This amount is included in the consolidated statement of income as additional compensation expense for the year ended December 31, 2013. Members of the Zoetis Executive Team did not receive a cash payment for any forfeited Pfizer RSUs, TSRUs and PSAs, but instead, in the third quarter of 2013, they were granted Zoetis RSUs which were equivalent in value and vest on the same date as their forfeited Pfizer RSUs, TSRUs and PSAs.

16. Stockholders' Equity

Zoetis is authorized to issue 6,000,000,000 shares of common stock and 1,000,000,000 shares of preferred stock.

Changes in common shares and treasury stock were as follows:

(MILLIONS OF DOLLARS AND SHARES)	Common Shares Issued	Treasury Stock	Cost of Treasury Stock
Balance, December 31, 2013	500.008	— \$	—
Stock-based compensation ^(a)	0.104	0.015	0.5
Defined contribution plan	1.230	—	—
Balance, December 31, 2014	501.342	0.015	0.5
Stock-based compensation^(a)	0.466	0.057	3.5
Share repurchase program^(b)	—	4.336	199.1
Balance, December 31, 2015	501.808	4.408 \$	203.1

^(a) Treasury shares associated with stock-based compensation are reacquired from employees to satisfy tax withholding requirements on the vesting and exercise of awards under our equity compensation plan. For additional information regarding share-based compensation, see Note 15. Share-Based Payments.

^(b) In November 2014, the company's Board of Directors authorized a \$500 million share repurchase program. Purchases of Zoetis shares may be made at the discretion of management, depending on market conditions and business needs. As of December 31, 2015, there were approximately \$301 million remaining under this authorization. There were no share repurchases under this program during the years ended December 31, 2014 and 2013.

A. Shareholder rights plan

In November 2014, the company adopted a one-year shareholder rights plan. Under the plan, one preferred stock purchase right was distributed for each share of common stock held by stockholders of record on November 24, 2014. The rights expired on November 16, 2015, and the shareholder rights plan is no longer in effect.

B. Accumulated other comprehensive income (loss)

Changes, net of tax, in accumulated other comprehensive loss, excluding noncontrolling interest, follow:

(MILLIONS OF DOLLARS)	Currency Translation			Accumulated Other Comprehensive Loss
	Derivatives	Adjustment	Benefit Plans	
	Net Unrealized Losses	Net Unrealized Losses	Actuarial Gains/(Losses)	
Balance, December 31, 2012	\$ —	\$ (152)	\$ (5)	\$ (157)
Other comprehensive loss, net of tax	—	(54)	(2)	(56)
Separation adjustments ^(a)	—	(6)	—	(6)
Balance, December 31, 2013	—	(212)	(7)	(219)
Other comprehensive loss, net of tax	—	(124)	(7) ^(b)	(131)
Pension plan transfers from Pfizer Inc. ^(c)	—	—	(11)	(11)
Balance, December 31, 2014	—	(336)	(25)	(361)
Other comprehensive gain/(loss), net of tax	(2)	(268)	9	(261)
Balance, December 31, 2015	\$ (2)	\$ (604)	\$ (16)	\$ (622)

^(a) See Note 2B. The Separation, Adjustments Associated with the Separation, Senior Notes Offering, Initial Public Offering and Exchange Offer: Adjustments Associated with the Separation.

^(b) Includes the 2014 settlement charge associated with the 2012 sale of our Netherlands manufacturing facility. See Note 14. Benefit Plans.

^(c) Relates to transfers of defined benefit pension plans from Pfizer Inc. and the reclassification from *Additional Paid in Capital* to *Accumulated Other Comprehensive Loss*. See Note 14. Benefit Plans.

17. Earnings per Share

The following table presents the calculation of basic and diluted earnings per share:

(MILLIONS OF DOLLARS AND SHARES, EXCEPT PER SHARE DATA)	Year Ended December 31,		
	2015	2014	2013
Numerator			
Net income before allocation to noncontrolling interests	\$ 339	\$ 587	\$ 503
Net income/(loss) attributable to noncontrolling interests	—	4	(1)
Net income attributable to Zoetis Inc.	\$ 339	\$ 583	\$ 504
Denominator			
Weighted-average common shares outstanding	499.707	501.055	500.002
Common stock equivalents: stock options, RSUs, DSUs and PSUs	2.312	0.970	0.315
Weighted-average common and potential dilutive shares outstanding	502.019	502.025	500.317
Earnings per share attributable to Zoetis Inc. stockholders—basic	\$ 0.68	\$ 1.16	\$ 1.01
Earnings per share attributable to Zoetis Inc. stockholders—diluted	\$ 0.68	\$ 1.16	\$ 1.01

The number of stock options outstanding under the company's Equity Plan that were excluded from the computation of diluted earnings per share, as the effect would have been antidilutive, were approximately 1 million shares as of December 31, 2015, and were de minimis as of both December 31, 2014, and 2013.

18. Commitments and Contingencies

We and certain of our subsidiaries are subject to numerous contingencies arising in the ordinary course of business. For a discussion of our tax contingencies, see *Note 9. Tax Matters*.

A. Legal Proceedings

Our non-tax contingencies include, among others, the following:

- Product liability and other product-related litigation, which can include injury, consumer, off-label promotion, antitrust and breach of contract claims.
- Commercial and other matters, which can include product-pricing claims and environmental claims and proceedings.
- Patent litigation, which typically involves challenges to the coverage and/or validity of our patents or those of third parties on various products or processes.
- Government investigations, which can involve regulation by national, state and local government agencies in the United States and in other countries.

Certain of these contingencies could result in losses, including damages, fines and/or civil penalties, and/or criminal charges, which could be substantial.

We believe that we have strong defenses in these types of matters, but litigation is inherently unpredictable and excessive verdicts do occur. We do not believe that any of these matters will have a material adverse effect on our financial position. However, we could incur judgments, enter into settlements or revise our expectations regarding the outcome of certain matters, and such developments could have a material adverse effect on our results of operations or cash flows in the period in which the amounts are paid.

We have accrued for losses that are both probable and reasonably estimable. Substantially all of these contingencies are subject to significant uncertainties and, therefore, determining the likelihood of a loss and/or the measurement of any loss can be complex. Consequently, we are unable to estimate the range of reasonably possible loss in excess of amounts accrued. Our assessments are based on estimates and assumptions that have been deemed reasonable by management, but the assessment process relies on estimates and assumptions that may prove to be incomplete or inaccurate, and unanticipated events and circumstances may occur that might cause us to change those estimates and assumptions.

Amounts recorded for legal and environmental contingencies can result from a complex series of judgments about future events and uncertainties and can rely on estimates and assumptions.

The principal matters to which we are a party are discussed below. In determining whether a pending matter is significant for financial reporting and disclosure purposes, we consider both quantitative and qualitative factors in order to assess materiality, such as, among other things, the amount of damages and the nature of any other relief sought in the proceeding, if such damages and other relief are specified; our view of the merits of the claims and of the strength of our defenses; whether the action purports to be a class action and our view of the likelihood that a class will be certified by the court; the jurisdiction in which the proceeding is pending; any experience that we or, to our knowledge, other companies have had in similar proceedings; whether disclosure of the action would be important to a reader of our financial statements, including whether disclosure might change a reader's judgment about our financial statements in light of all of the information about the company that is available to the reader; the potential impact of the proceeding on our reputation; and the extent of public interest in the matter. In addition, with respect to patent matters, we consider, among other things, the financial significance of the product protected by the patent.

PregSure®

We have received in total approximately 255 claims in Europe and New Zealand seeking damages related to calves claimed to have died of Bovine Neonatal Pancytopenia (BNP) on farms where PregSure BVD, a vaccine against Bovine Virus Diarrhea (BVD), was used. BNP is a rare syndrome that first emerged in cattle in Europe in 2006. Studies of BNP suggest a potential association between the administration of PregSure and the development of BNP, although no causal connection has been established. The cause of BNP is not known.

In 2010, we voluntarily stopped sales of PregSure BVD in Europe, and recalled the product at wholesalers while investigations into possible causes of BNP continued. In 2011, after incidences of BNP were reported in New Zealand, we voluntarily withdrew the marketing authorization for PregSure throughout the world.

We have settled approximately 155 of these claims for amounts that are not material individually or in the aggregate. Investigations into possible causes of BNP continue and these settlements may not be representative of any future claims resolutions.

Advocin

On January 30, 2012, Bayer filed a complaint against Pfizer in federal district court alleging infringement and inducement of infringement of Bayer U.S. patent No. 5,756,506 covering, among other things, a process for treating bovine respiratory disease (BRD) by administering a single high dose of fluoroquinolone. The complaint was filed after our product Advocin® was approved as a single dose treatment of BRD, in addition to its previous approval as a multi-dose treatment of BRD. Bayer seeks a permanent injunction, damages and a recovery of attorney's fees, and has demanded a jury trial. Discovery has now concluded. We have filed motions for summary judgment of non-infringement and invalidity of the Bayer patent, which are currently pending before the Court.

Ulianopolis, Brazil

In February 2012, the Municipality of Ulianopolis (State of Para, Brazil) filed a complaint against Fort Dodge Saúde Animal Ltda. (FDSAL) and five other large companies alleging that waste sent to a local waste incineration facility for destruction, but that was not ultimately destroyed as the facility lost its operating permit, caused environmental impacts requiring cleanup.

The Municipality is seeking recovery of cleanup costs purportedly related to FDSAL's share of all waste accumulated at the incineration facility awaiting destruction, and compensatory damages to be allocated among the six defendants. We believe we have strong arguments against the claim, including defense strategies against any claim of joint and several liability.

At the request of the Municipal prosecutor, in April 2012, the lawsuit was suspended for one year. Since that time, the prosecutor has initiated investigations into the Municipality's actions in the matter as well as the efforts undertaken by the six defendants to remove and dispose of their individual waste from the incineration facility. On October 3, 2014, the Municipal prosecutor announced that the investigation remained ongoing and outlined the terms of a proposed Term of Reference (a document that establishes the minimum elements to be addressed in the preparation of an Environmental Impact Assessment), under which the companies would be liable to withdraw the waste and remediate the area. On March 5, 2015, we presented our response to the prosecutor's proposed Term of Reference, arguing that the proposed terms were overly general in nature, and expressing our interest in discussing alternatives to address the matter. The prosecutor agreed to consider our request to engage a technical consultant to conduct an environmental diagnostic of the contaminated area. On May 29, 2015, we, in conjunction with the other defendant companies, submitted a draft cooperation agreement to the prosecutor, which outlined the proposed terms and conditions for the engagement of a technical consultant to conduct the environmental diagnostic. The prosecutor, however, denied the proposal and reiterated his request that each defendant agree to become a signatory to the Term of Reference, as originally proposed. On October 5, 2015, we informed the prosecutor of our decision not to sign the Term Reference and requested a face-to-face meeting to clarify the scope and methodology of the preliminary assessment, to understand the exact reasons for the rejection of our proposal to engage a technical consultant, and to discuss alternative scenarios. The prosecutor granted our request and the meeting was held on November 6, 2015, at which we provided clarifications and additional information. At the request of the prosecutor, on November 13, 2015, we submitted a letter rendering additional clarification regarding the proposal to conduct a limited study at the site. The prosecutor is still assessing this information.

Lascadoil Contamination in Animal Feed

An investigation by the U.S. Food and Drug Administration (FDA) and the Michigan Department of Agriculture is ongoing to determine how lascadoil, oil for industrial use, made its way into the feed supply of certain turkey and hog feed mills in Michigan. The contaminated feed is believed to have caused the deaths of approximately 50,000 turkeys and the contamination (but not death) of at least 20,000 hogs in August 2014. While it remains an open question as to how the lascadoil made its way into the animal feed, the allegations are that lascadoil intended to be sold for reuse as biofuel was inadvertently sold to producers of soy oil, who in turn, unknowingly sold the contaminated soy oil to fat recycling vendors, who then sold the contaminated soy oil to feed mills for use in animal feed. Indeed, related to the FDA investigation, Shur-Green Farms LLC, a producer of soy oil, recalled certain batches of soy oil allegedly contaminated with lascadoil on October 13, 2014.

During the course of its investigation, the FDA identified the process used to manufacture Zoetis' Avatec® (lasalocid sodium) and Bovatec® (lasalocid sodium) products as one possible source of the lascadoil, since lascadoil contains small amounts of lasalocid, the active ingredient found in both products. Zoetis has historically sold any and all industrial lascadoil byproduct to an environmental company specializing in waste disposal. The environmental company is contractually obligated to incinerate the lascadoil or resell it for use in biofuel. Under the terms of the agreement, the environmental company is expressly prohibited from reselling the lascadoil to be used as a component in food. The FDA inspected the Zoetis site where Avatec and Bovatec are manufactured, and found no evidence that Zoetis was involved in the contamination of the animal feed.

On March 10, 2015, plaintiffs Restaurant Recycling, LLC ("Restaurant Recycling") and Superior Feed Ingredients, LLC ("Superior"), both of whom are in the fat recycling business, filed a complaint in the Seventeenth Circuit Court for the State of Michigan against Shur-Green Farms alleging negligence and breach of warranty claims arising from their purchase of soy oil allegedly contaminated with lascadoil. Plaintiffs resold the allegedly contaminated soy oil to turkey feed mills for use in feed ingredient. Plaintiffs also named Zoetis as a defendant in the complaint alleging that Zoetis failed to properly manufacture its products and breached an implied warranty that the soy oil was fit for use at turkey and hog mills. Zoetis was

served with the complaint on June 3, 2015, and we filed our answer, denying all allegations, on July 15, 2015. On August 10, 2015, several of the turkey feed mills filed a joint Complaint against Restaurant Recycling, Superior, Shur-Green Farms and others, alleging claims for negligence, misrepresentation, and breach of warranty, arising out of their alleged purchase and use of the contaminated soy oil. The Complaint raises only one count against Zoetis for negligence. We filed an Answer to the Complaint on November 2, 2015, denying the allegation. We believe we have strong arguments against all claims.

Other Matters

The European Commission published a decision on alleged competition law infringements by several human health pharmaceutical companies on June 19, 2013. One of the involved legal entities is Alpharma LLC (previously having the name Zoetis Products LLC). Alpharma LLC's involvement is solely related to its human health activities prior to Pfizer's acquisition of King/Alpharma. Zoetis paid a fine in the amount of Euro 11 million (approximately \$14 million) and was reimbursed by Pfizer in accordance with the Global Separation Agreement between Pfizer and Zoetis, which provides that Pfizer is obligated to indemnify Zoetis for any liabilities arising out of claims not related to its animal health assets. We filed an appeal of the decision on September 6, 2013.

In July 2014, we reached a commercial settlement with several large poultry customers in Mexico associated with specific lots of a Zoetis poultry vaccine. Although there have been no quality or efficacy issues with the manufacturing of this vaccine, certain shipments from several lots in Mexico may have experienced an issue in storage with a third party in Mexico that could have impacted their efficacy. We issued a recall of these lots in July 2014 and the product is currently unavailable in Mexico. We recorded a \$13 million charge in *Other (income)/deductions—net* in the second quarter of 2014, and we do not expect any significant additional charges related to this issue. In the third quarter of 2014, we were notified of an insurance recovery of \$1 million and have recorded this in *Other (income)/deductions—net*.

On March 30, 2015, we were served with a complaint filed in the U.S. District Court for the Eastern District of Pennsylvania by two additional customers in Mexico, alleging damages suffered as a result of the use of poultry vaccines obtained from the recalled lots discussed above. We have moved to dismiss the complaint in its entirety on grounds that the complaint fails to properly state a claim on which relief can be granted. On September 16, 2015, the Court granted the motion in part and denied it in part, dismissing all claims arising out of tort or fraud. As a result, the only claims remaining in the lawsuit are based in contract, namely breach of express warranty, breach of certain implied warranties, and unjust enrichment.

B. Guarantees and Indemnifications

In the ordinary course of business and in connection with the sale of assets and businesses, we indemnify our counterparties against certain liabilities that may arise in connection with the transaction or related to activities prior to the transaction. These indemnifications typically pertain to environmental, tax, employee and/or product-related matters and patent-infringement claims. If the indemnified party were to make a successful claim pursuant to the terms of the indemnification, we would be required to reimburse the loss. These indemnifications are generally subject to threshold amounts, specified claim periods and other restrictions and limitations. Historically, we have not paid significant amounts under these provisions and, as of December 31, 2015, recorded amounts for the estimated fair value of these indemnifications are not significant.

C. Purchase Commitments

As of December 31, 2015, we have agreements totaling \$76 million to purchase goods and services that are enforceable and legally binding and include amounts relating to contract manufacturing and information technology services.

D. Brazil Lease Agreements

In September 2012, Pfizer's subsidiary, Laboratórios Pfizer Ltda. ("Laboratórios"), as lessee, and our subsidiary, PAH Brasil Participações Ltda., (PAH Brasil), as lessor, entered into: (i) the Private Instrument of Non Residential Lease Agreement and Others, which establishes and regulates the use of the real property at our Guarulhos, Brazil facility (the Real Property Lease) and (ii) the Private Instrument of Lease Agreement Movable Assets and Others, which establishes the terms of the use of the fixed assets at the same site (the Fixed Asset Lease and, together with the Real Property Lease, the Brazil Leases). As a result of a merger of PAH Brasil into Fort Dodge Saúde Animal Ltda. (Fort Dodge Brazil) with Fort Dodge Brazil surviving, the Brazil Leases were assigned to Fort Dodge Brazil, later renamed Zoetis Indústria de Produtos Veterinários Ltda. (Zoetis Brazil).

Rent, rent adjustment and penalty. The monthly rent under the Brazil Leases corresponds to the amount of depreciation of the fixed assets and real property covered by the leases. During the first month that the leases were in effect, the rent under the Fixed Asset Lease was R\$752,459 (approximately \$0.4 million) and the rent under the Real Property Lease was R\$479,977 (approximately \$0.2 million). In subsequent periods, the parties will adjust these amounts to reflect the anticipated monthly depreciation amount and previously paid amounts may be adjusted if the amounts paid differ from actual depreciation. Late payments under Brazil Leases are subject to an adjustment plus a penalty equal to 2% and interest on arrears of 1% per month. A breach of either of the Brazil Leases that is not cured within 30 days from receipt of notice thereof is subject to a penalty equal to three monthly rent payments under the applicable lease. In addition to the rent, Laboratórios will pay expenses related to water consumption, sewerage and electricity as well as all taxes levied on the property.

Covenants and obligations. Laboratórios is required to maintain the fixed assets and real property in the same condition as they were received, except for normal wear and tear and any improvements thereon, and is responsible for the repair of any damage. Improvements on the existing fixed assets and investments in new fixed assets are permitted under the Fixed Asset Lease, provided Fort Dodge Brazil is given notice thereof and consents to Laboratórios's proposal. Costs for such improvements are paid or reimbursed by Fort Dodge Brazil unless the fixed asset is used solely to manufacture human health products, in which case the cost shall be the responsibility of Laboratórios and, in the event a new asset is purchased, exclusive ownership shall be retained by Laboratórios. The Real Property Lease also permits improvements on the property to be implemented by Laboratórios at its sole and entire discretion. Laboratórios is entitled to reimbursement for any related costs as long as Fort Dodge Brazil consented to the implementation of the improvements.

Term and termination. The Brazil Leases will last for a period of five years commencing on September 28, 2012. The Real Property Lease provides for automatic renewals for successive periods of one year at Laboratórios's discretion, unless notice of non-renewal is provided by Laboratórios. If

the term of the Real Property Lease is extended, the term of the Fixed Asset Lease shall be extended for the same period by executing an amendment to such lease.

The Brazil Leases terminate at any time if agreed upon by the parties. The Brazil Leases also terminate upon satisfaction of certain regulatory conditions that will permit the animal health manufacturing operations of Laboratórios to be transferred to Zoetis Brazil and the human pharmaceutical manufacturing operations of Laboratórios to be transferred to another facility of Laboratórios or to a party contracted by the latter. The Fixed Asset Lease automatically terminates upon the termination of the Real Property Lease or, subject to certain conditions, the master manufacturing and supply agreement that provides for Zoetis-supplied products. The Real Property Lease automatically terminates upon the termination of the Fixed Asset Lease or the expropriation of the property and cannot be terminated by Zoetis Brazil prior to termination of the master manufacturing and supply agreement that provides for Zoetis-supplied products. In the event the property is partially or completely destroyed, Laboratórios has the option to terminate the Real Property Lease.

E. Commitments under Operating Leases

We have facilities, vehicles and office equipment under various non-cancellable operating leases with third parties. Total rent expense, net of sublease rental income, was approximately \$26 million in 2015, \$29 million in 2014 and \$32 million in 2013.

Future minimum lease payments under non-cancellable operating leases as of December 31, 2015, follow:

(MILLIONS OF DOLLARS)	2016	2017	2018	2019	2020	After 2020	Total
Maturities	\$ 27	\$ 25	\$ 20	\$ 14	\$ 10	\$ 53	\$ 149

19. Segment, Geographic and Other Revenue Information

A. Segment Information

In the second quarter of 2015, we changed our segment reporting structure to reflect the way management makes operating decisions. We consolidated our prior Europe/Africa/Middle East (EuAfME), Canada/Latin America (CLAR) and Asia/Pacific (APAC) operating segments into one operating segment. As a result, the company's new segment reporting structure consists of two reportable segments: the United States and International. We also recategorized certain costs that are not allocated to our operating segments. There has been no change in our total consolidated financial condition or results of operations previously reported as a result of the changes in our segment structure. The prior period presentation has been revised to reflect the new segment reporting structure.

We manage our operations through two geographic regions. Each operating segment has responsibility for its commercial activities. Within each of these operating segments, we offer a diversified product portfolio, including vaccines, parasiticides, anti-infectives, medicated feed additives and other pharmaceuticals, for both livestock and companion animal customers.

Operating Segments

Our operating segments are the United States and International. Our chief operating decision maker uses the revenue and earnings of the two operating segments, among other factors, for performance evaluation and resource allocation.

Other Costs and Business Activities

Certain costs are not allocated to our operating segment results, such as costs associated with the following:

- *Other business activities*, includes our CSS contract manufacturing results, as well as expenses associated with our dedicated veterinary medicine research and development organization, research alliances, U.S. regulatory affairs and other operations focused on the development of our products. Other R&D-related costs associated with non-U.S. market and regulatory activities are generally included in the international commercial segment.
- *Corporate*, which is responsible for platform functions such as business technology, facilities, legal, finance, human resources, business development, and communications, among others. These costs also include compensation costs and other miscellaneous operating expenses not charged to our operating segments, as well as interest income and expense.
- Certain transactions and events such as (i) *Purchase accounting adjustments*, where we incur expenses associated with the amortization of fair value adjustments to inventory, intangible assets and property, plant and equipment; (ii) *Acquisition-related activities*, where we incur costs associated with acquiring, integrating and restructuring acquired businesses, such as transaction costs, integration costs and restructuring charges associated with asset restructuring; and (iii) *Certain significant items*, which comprise substantive, unusual items that, either as a result of their nature or size, would not be expected to occur as part of our normal business on a regular basis, such as certain costs related to becoming an independent public company, restructuring charges and implementation costs associated with our cost-reduction/productivity initiatives that are not associated with an acquisition, certain asset impairment charges, certain legal and commercial settlements and the impact of divestiture-related gains and losses.
- *Other unallocated* includes (i) certain overhead expenses associated with our global manufacturing operations not charged to our operating segments; (ii) certain costs associated with business technology and finance that specifically support our global manufacturing operations; (iii) certain supply chain and global logistics costs; and (iv) procurement costs.

Segment Assets

We manage our assets on a total company basis, not by operating segment. Therefore, our chief operating decision maker does not regularly review any asset information by operating segment and, accordingly, we do not report asset information by operating segment. Total assets were approximately \$7.9 billion and \$6.6 billion at December 31, 2015, and 2014, respectively.

Selected Statement of Income Information

(MILLIONS OF DOLLARS)	Earnings			Depreciation and Amortization ^(a)		
	December 31, 2015	December 31, 2014	December 31, 2013	December 31, 2015	December 31, 2014	December 31, 2013
Year ended						
U.S.						
Revenue	\$ 2,328	\$ 2,059	\$ 1,902			
Cost of Sales	551	482	460			
Gross Profit	1,777	1,577	1,442			
Gross Margin	76.3%	76.6%	75.8%			
Operating Expenses	389	401	397			
Other (income)/deductions	(2)	—	—			
U.S. Earnings	1,390	1,176	1,045	\$ 24	\$ 33	\$ 43
International						
Revenue ^(b)	2,386	2,676	2,606			
Cost of Sales	873	964	960			
Gross Profit	1,513	1,712	1,646			
Gross Margin	63.4%	64.0%	63.2%			
Operating Expenses	570	685	691			
Other (income)/deductions	2	2	6			
International Earnings	941	1,025	949	46	50	53
Total operating segments	2,331	2,201	1,994	70	83	96
Other business activities	(293)	(318)	(317)	26	28	28
Reconciling Items:						
Corporate	(606)	(559)	(555)	40	31	23
Purchase accounting adjustments	(57)	(51)	(48)	53	51	48
Acquisition-related costs	(21)	(8)	(22)	—	—	—
Certain significant items ^(c)	(592)	(205)	(240)	6	5	5
Other unallocated	(217)	(240)	(122)	4	6	9
Total Earnings^(d)	\$ 545	\$ 820	\$ 690	\$ 199	\$ 204	\$ 209

^(a) Certain production facilities are shared. Depreciation and amortization is allocated to the reportable operating segments based on estimates of where the benefits of the related assets are realized.

^(b) Revenue denominated in euros were \$593 million in 2015, \$710 million in 2014, and \$693 million in 2013.

^(c) For 2015, certain significant items primarily includes: (i) Zoetis stand up costs of \$118 million; (ii) charges related to our operational efficiency initiative and supply network strategy of \$373 million, (iii) charges of \$93 million of foreign currency losses related to the Venezuela revaluation; (iv) impairment charges of \$3 million related to assets held by our joint venture in Taiwan, currently classified as assets held for sale, and an impairment of IPR&D assets related to the termination of a canine oncology project of \$2 million; and (v) charges due to unusual investor-related activities of \$3 million. Stand-up costs include certain nonrecurring costs related to becoming an independent public company, such as new branding (including changes to the manufacturing process for required new packaging), the creation of standalone systems and infrastructure, site separation, accelerated vesting and associated cash payment related to certain Pfizer equity awards, and certain legal registration and patent assignment costs.

For 2014, certain significant items primarily includes: (i) Zoetis stand-up costs of \$168 million; (ii) charges related to a commercial settlement in Mexico of \$13 million, partially offset by the insurance recovery of \$1 million; (iii) restructuring charges of \$12 million related to employee termination costs in Europe and \$6 million related to employee termination costs in our global manufacturing operations, partially offset by a \$2 million benefit related to the reversal of a previously established reserve as a result of a change in estimate of employee termination costs; (iv) intangible asset impairment charges related to an IPR&D project acquired with the FDAH acquisition in 2009 of \$6 million; (v) costs of \$5 million due to unusual investor-related activities; (vi) the Zoetis portion of a net gain on the sale of land by our Taiwan joint venture of \$3 million income, and the net gain on the government-mandated sale of certain product rights in Argentina that were acquired with the FDAH acquisition in 2009 of \$2 million income; (vii) additional depreciation associated with asset restructuring of \$1 million; (viii) a pension plan settlement charge related to a divestiture of a manufacturing plant of \$4 million; and (ix) an insurance recovery of other litigation related charges of \$2 million income.

For 2013, certain significant items includes: (i) Zoetis stand-up costs of \$206 million; (ii) \$20 million income primarily related to a reversal of certain employee termination expenses, partially offset by restructuring charges related to exiting certain manufacturing and research facilities; (iii) \$6 million income on the government-mandated sale of certain product rights in Brazil that were acquired with the FDAH acquisition in 2009; (iv) asset impairment charges associated with asset restructuring of \$19 million; (v) additional depreciation associated with asset restructuring of \$8 million; (vi) write-offs of inventory and intercompany accounts that were transferred to us as part of the Separation from Pfizer of \$24 million; and (vii) litigation-related charges of \$5 million.

^(d) Defined as income before provision for taxes on income.

B. Geographic Information

Revenue exceeded \$100 million in each of eight countries outside the United States in 2015, and in each of nine countries outside the United States in 2014 and in each of eight countries outside the United States in 2013. The United States was the only country to contribute more than 10% of total revenue in each year.

Property, plant and equipment, less accumulated depreciation, by geographic region follow:

(MILLIONS OF DOLLARS)	As of December 31,	
	2015	2014
U.S.	\$ 916	\$ 867
International	391	451
<i>Property, plant and equipment, less accumulated depreciation</i>	\$ 1,307	\$ 1,318

C. Other Revenue Information

Significant Customers

We sell our livestock products primarily to veterinarians and livestock producers as well as third-party veterinary distributors, and retail outlets who generally sell the products to livestock producers. We sell our companion animal products primarily to veterinarians who then sell the products to pet owners. Sales to our largest customer, a U.S. veterinary distributor, represented approximately 14%, 11% and 11% of total revenue for 2015, 2014, and 2013, respectively.

Revenue by Species

Significant species revenue is as follows:

(MILLIONS OF DOLLARS)	Year Ended December 31,		
	2015	2014	2013
Livestock:			
Cattle	\$ 1,680	\$ 1,747	\$ 1,628
Swine	668	695	652
Poultry	525	568	551
Other	85	93	85
	2,958	3,103	2,916
Companion Animal:			
Horses	162	182	179
Dogs and Cats	1,594	1,450	1,413
	1,756	1,632	1,592
Contract Manufacturing	51	50	53
Total revenue	\$ 4,765	\$ 4,785	\$ 4,561

Revenue by Major Product Category

Significant revenue by major product category is as follows:

(MILLIONS OF DOLLARS)	Year Ended December 31,		
	2015	2014	2013
Anti-infectives	\$ 1,305	\$ 1,398	\$ 1,295
Vaccines	1,149	1,212	1,189
Parasitocides	651	708	691
Medicated feed additives	505	479	446
Other pharmaceuticals	910	783	739
Other non-pharmaceuticals	194	155	148
Contract manufacturing	51	50	53
Total revenue	\$ 4,765	\$ 4,785	\$ 4,561

20. Transactions and Agreements with Pfizer

Zoetis had related party transactions with Pfizer through the completion of the Exchange Offer on June 24, 2013. As of the completion of the Exchange Offer, Pfizer is no longer a related party. Activities while Pfizer was a related party, as well as ongoing agreements with Pfizer, are detailed below.

A. Pre-Separation Period

In the pre-Separation period, Pfizer provided significant corporate, manufacturing and shared services functions and resources to us. Our consolidated financial statements as of and for the year ended December 31, 2013, respectively, reflect an allocation of these costs. For further information about the cost allocations for these services and resources, see *Note 3A. Basis of Presentation: Basis of Presentation Prior to the Separation*. Management believes that these allocations are a reasonable reflection of the services received. However, these allocations may not reflect the expenses that would have been incurred if we had operated as an independent public company for the period presented.

Pfizer used a centralized approach to cash management and financing its operations. In the pre-Separation period, cash deposits were remitted to Pfizer on a regular basis and were reflected in business unit equity and, similarly, Zoetis' cash disbursements were funded through Pfizer's cash accounts and were reflected within *Business unit equity*.

B. Agreements with Pfizer

In connection with the Separation and IPO, we and Pfizer entered into agreements that provide a framework for our ongoing relationship with Pfizer, certain of which are described below.

- *Global separation agreement.* This agreement governs the relationship between Pfizer and us following the IPO and includes provisions related to the allocation of assets and liabilities, indemnification, delayed transfers and further assurances, mutual releases, insurance and certain covenants.
- *Transitional services agreement.* This agreement grants us the right to continue to use certain of Pfizer's services and resources related to our corporate functions, such as business technology, facilities, finance, human resources, public affairs and procurement, in exchange for mutually agreed-upon fees based on Pfizer's costs of providing these services.
- *Tax matters agreement.* This agreement governs ours and Pfizer's respective rights, responsibilities and obligations with respect to tax liabilities and benefits, tax attributes, the preparation and filing of tax returns, the control of audits and other tax proceedings and other matters regarding taxes. Pursuant to this agreement, we have also agreed to certain covenants that contain restrictions intended to preserve the tax-free status of certain transactions, and we have agreed to indemnify Pfizer and its affiliates against any and all tax-related liabilities incurred by them relating to these transactions to the extent caused by an acquisition of our stock or assets or by any other action undertaken by us.
- *Research and development collaboration and license agreement.* This agreement permits certain of our employees to be able to review a Pfizer database to identify compounds that may be of interest to the animal health field. Pfizer has granted to us an option to enter into a license agreement subject to certain restrictions and requirements and we will make payments to Pfizer.
- *Employee matters agreement.* This agreement governs ours and Pfizer's respective rights, responsibilities and obligations with respect to the following matters: employees and former employees (and their respective dependents and beneficiaries) who are or were associated with Pfizer, us or the parties' respective subsidiaries or affiliates; the allocation of assets and liabilities generally relating to employees, employment or service-related matters and employee benefit plans; and other human resources, employment and employee benefits matters.
- *Master manufacturing and supply agreements.* These two agreements govern our manufacturing and supply arrangements with Pfizer. Under one of these agreements, Pfizer will manufacture and supply us with animal health products. Under this agreement, our manufacturing and supply chain leadership will have oversight responsibility over product quality and other key aspects of the manufacturing process with respect to the Pfizer-supplied products. Under the other agreement, we will manufacture and supply certain human health products to Pfizer.
- *Environmental matters agreement.* This agreement governs the performance of remedial actions for liabilities allocated to each party under the global separation agreement; addresses our substitution for Pfizer with respect to animal health assets and remedial actions allocated to us (including substitution related to, for example, permits, financial assurances and consent orders); allows our conditional use of Pfizer's consultants and contractors to assist in the conduct of remedial actions; and addresses the exchange of related information between the

parties. The agreement also sets forth standards of conduct for remedial activities at the co-located facilities: Guarulhos, Brazil; Catania, Italy; Hsinchu, Taiwan; and Kalamazoo, Michigan, in the United States. In addition, the agreement sets forth site-specific terms to govern conduct at several of these co-located facilities.

- *Screening services agreement.* This agreement requires us to provide certain high throughput screening services to Pfizer's R&D organization for which Pfizer pays to us agreed-upon fees.
- *Intellectual property license agreements.* Under these agreements (i) Pfizer and certain of its affiliates licensed to us and certain of our affiliates the right to use certain intellectual property rights in the animal health field; (ii) we licensed to Pfizer and certain of its affiliates certain rights to intellectual property in all fields outside the animal health field; and (iii) Pfizer granted us rights with respect to certain trademarks and copyrighted works.

Following the Separation, we own, have access to or have the right to use, substantially all of the resources that were used, or held for use, exclusively in Pfizer's animal health business, including the following:

- *Intellectual Property.* As part of the Separation, Pfizer assigned to us ownership of certain animal health related patents, pending patent applications, and trademark applications and registrations. In addition, Pfizer licensed to us the right to use certain intellectual property rights in the animal health field. We licensed to Pfizer the right to use certain of our trademarks and substantially all of our other intellectual property rights in the human health field and all other fields outside of animal health. In addition, Pfizer granted us a transitional license to use certain of Pfizer's trademarks and we granted Pfizer a transitional license to use certain of our trademarks for a period of time following the completion of the IPO.
- *Manufacturing Facilities.* Our global manufacturing network consists of 17 "anchor" manufacturing sites and 11 "satellite" manufacturing sites. Ownership of, or the existing leasehold interest in, these facilities were conveyed to us by Pfizer as part of the Separation. Among these 28 manufacturing sites is our facility in Guarulhos, Brazil, which we leased back to Pfizer. Certain of our products are currently manufactured at 11 manufacturing sites that were retained by Pfizer. The products manufactured by Pfizer at these sites and at our Guarulhos, Brazil facility continue to be supplied to us under the terms of a manufacturing and supply agreement we entered into with Pfizer.
- *R&D Facilities.* We have R&D operations co-located with certain of our manufacturing sites in Australia, Belgium, Brazil, Spain and the United States to facilitate the efficient transfer of production processes from our laboratories to manufacturing sites. In addition, we maintain R&D operations at non-manufacturing locations in Belgium, Brazil, India and the United States. As part of the Separation, Pfizer conveyed to us its interest in each of these R&D facilities, with the exception of our Mumbai, India facility, which we expect Pfizer to transfer to us after the completion of the Separation for cash consideration to be agreed upon, and, in the interim, we are leasing this facility from Pfizer.
- *Employees.* In general, as part of the Separation, employees of Pfizer who were substantially dedicated to the animal health business became our employees. However, labor and employment laws or other business considerations in some jurisdictions delayed Pfizer from transferring to us employees who are substantially dedicated to the animal health business. In those instances, to the extent permissible under applicable law, we and Pfizer entered into mutually-acceptable arrangements to provide for continued operation of the business until such time as the employees in those jurisdictions can be transferred to us.

The amounts charged under each of the agreements with Pfizer, through the completion of the Exchange Offer on June 24, 2013, were as follows:

(MILLIONS OF DOLLARS)

Transitional services agreement	\$	63
Master manufacturing and supply agreements		130
Employee matters agreement		99

In certain jurisdictions, while the Zoetis entities obtain appropriate registration and licensing, Pfizer entities purchase product from Zoetis entities and resell such product to the local Zoetis entity at cost. This activity is reflected in *Accounts receivable* for the product Pfizer purchases from Zoetis entities and in *Accounts payable* for the product purchased from such Pfizer entities by our local Zoetis entity.

In 2014, Zoetis and Pfizer entered into an agreement whereby Pfizer agreed to transfer certain product registration and application rights associated with our operations in Indonesia. The fair value of these rights, as agreed by both parties, was \$8 million, recorded in *Identifiable intangible assets, less accumulated amortization*, and payable by Zoetis to Pfizer in four annual installments of \$2 million each, beginning in October 2014. At December 31, 2015, the remaining payable to Pfizer was included in *Other current liabilities* (\$2 million) and *Other noncurrent liabilities* (\$2 million).

At December 31, 2015, and 2014, \$17 million and \$24 million, respectively, was included in *Accounts receivable* as receivable from Pfizer, and \$35 million and \$42 million, respectively, was included in *Accounts payable* as payable to Pfizer.

21. Selected Quarterly Financial Data (Unaudited)

(MILLIONS OF DOLLARS, EXCEPT PER COMMON SHARE DATA)	FIRST	SECOND	THIRD	FOURTH
2015:				
Revenue	\$ 1,102	\$ 1,175	\$ 1,214	\$ 1,274
Costs and expenses ^(a)	871	936	928	1,165
Restructuring charges and certain acquisition-related costs ^(b)	1	266	13	40
Income before provision for taxes on income	230	(27)	273	69
Provision for taxes on income	65	9	83	49
Net income before allocation to noncontrolling interests	165	(36)	190	20
Net income/(loss) attributable to noncontrolling interests	—	1	1	(2)
Net income/(loss) attributable to Zoetis	\$ 165	\$ (37)	\$ 189	\$ 22
Earnings per common share--basic	\$ 0.33	\$ (0.07)	\$ 0.38	\$ 0.04
Earnings per common share--diluted	\$ 0.33	\$ (0.07)	\$ 0.38	\$ 0.04
2014:				
Revenue	\$ 1,097	\$ 1,158	\$ 1,210	\$ 1,320
Costs and expenses ^(a)	867	953	970	1,150
Restructuring charges and certain acquisition-related costs ^(b)	3	5	2	15
Income before provision for taxes on income	227	200	238	155
Provision for taxes on income	72	61	71	29
Net income before allocation to noncontrolling interests	155	139	167	126
Net income/(loss) attributable to noncontrolling interests	—	3	1	—
Net income attributable to Zoetis	\$ 155	\$ 136	\$ 166	\$ 126
Earnings per common share--basic	\$ 0.31	\$ 0.27	\$ 0.33	\$ 0.25
Earnings per common share--diluted	\$ 0.31	\$ 0.27	\$ 0.33	\$ 0.25

^(a) Costs and expenses in the fourth quarter reflect seasonal trends as well as the 2015 Venezuela revaluation. For additional information, see *Note 8. Foreign Currency Loss Related to Venezuela Revaluation.*

^(b) The second quarter of 2015 includes a charge for employee termination benefits associated with our operational efficiency initiative and supply network strategy. For additional information, see *Note 6. Restructuring Charges and Other Costs Associated with Acquisitions and Cost-Reduction/Productivity Initiatives.*

Basic and diluted EPS are computed independently for each of the periods presented. Accordingly, the sum of the quarterly EPS amounts may not agree to the total for the year.

22. Subsequent Events

On January 5, 2016, we announced a business transfer agreement with the India-based pharmaceutical company Zydus Cadila (Cadila Healthcare Ltd.) to sell our manufacturing site in Haridwar, India. The agreement also includes the divestment of a portfolio of our products in conjunction with our comprehensive operational efficiency program. These products include medicated feed additives, anti-infectives, parasiticides, and nutritionals for livestock, sold primarily in India. This transaction was subsequently completed on February 17, 2016. We received approximately \$28 million in cash, subject to working capital adjustments. This site was included within held for sale classification as of December 31, 2015. See *Note 5B. Acquisitions, Divestitures and Certain Investments: Divestitures.*

On January 11, 2016, the European Commission (EC) issued a press release announcing its conclusion that selective tax advantages granted by Belgium under its "excess profit" tax scheme constitute illegal state aid and ordering the Belgian authorities to recover benefits from taxpayers who are parties to an Excess Profit Ruling (EPR) agreement. The EC's decision, once published, can be challenged before the Court of Justice of the European Union by Belgium, other Member States, and other parties who are directly and individually concerned, such as the company. As a result of the decision, the company expects to record a net charge in the first quarter of 2016 of up to \$45 million. This does not include any benefits associated with a successful appeal of the decision, nor does it reflect guidance we expect to receive from the Belgian government on the methodology and timing of the recovery of prior tax benefits. The net charge of up to \$45 million relates to recovery of benefits for the periods 2013 through 2015 offset by the revaluation of the company's deferred tax assets and liabilities using the rates expected to be in place at the time of the reversal.

On January 14, 2016, we announced a share purchase agreement with Yung Shin Pharmaceutical Industrial Co., Ltd., a pharmaceutical company with an animal health business and headquarters in Taiwan, to divest our 55 percent ownership share of our Taiwan joint venture including our manufacturing site in Hsinchu, Taiwan. The agreement also includes the divestment of a portfolio of products in conjunction with our comprehensive operational efficiency program. These products include medicated feed additives, anti-infective medicines and nutritional premixes for livestock, sold primarily in Taiwan and in international markets. Under the agreement, Zoetis will receive approximately \$13 million in cash. We expect to complete the transaction in the second quarter of 2016, pending the successful completion of customary regulatory review in Taiwan. The assets and liabilities of the joint venture were included within held for sale classification as of December 31, 2015. See *Note 5B. Acquisitions, Divestitures and Certain Investments: Divestitures.*

On February 12, 2016, we completed the sale to Huvepharma of two of our manufacturing sites in the United States: Laurinburg, North Carolina, and Longmont, Colorado. Huvepharma also assumed the assets and operations and the lease of our manufacturing and distribution site in Van Buren, Arkansas. See *Note 5B. Acquisitions, Divestitures and Certain Investments: Divestitures* for additional information regarding the terms of the sale. These sites were included within held for sale classification as of December 31, 2015. These site exits represent three of the ten sites we plan to exit as part of our operational efficiency program. We received approximately \$48 million in initial cash consideration, including approximately \$8 million related to transferred inventory, and expect to receive additional cash consideration for inventory transfers once certain conditions are met.

On February 19, 2016, we further amended a financial covenant to our revolving credit agreement. In December 2012, we entered into a revolving credit agreement with a syndicate of banks providing for a five-year \$1.0 billion senior unsecured revolving credit facility (the credit facility), which became effective in February 2013. The credit facility contained a financial covenant requiring us not to exceed a maximum total leverage ratio (the ratio of consolidated net debt as of the end of the period to consolidated Earnings Before Interest, Income Taxes, Depreciation and Amortization (EBITDA) for any period of four consecutive fiscal quarters), for the fiscal years ending 2013, 2014, 2015 and thereafter. On November 2, 2015, we amended this financial covenant to increase the maximum total leverage ratio for fiscal 2015 from 3.50:1 to 4.25:1 only upon entering into a material acquisition. On November 10, 2015, we designated the acquisition of Pharmaq a material acquisition under the revolving credit agreement. (See *Note 10. Financial Instruments*). On February 19, 2016, we further amended this financial covenant to add back to Adjusted Consolidated EBITDA, any operational efficiency restructuring charge (defined as charges recorded by the company during the second quarter of 2015, related to our operational efficiency program announced on May 5, 2015, in an aggregate amount for all such charges not to exceed \$237 million) and Venezuela-related charges (defined as the write-down, impairment and other charges recorded by the company during the fourth quarter of 2015 relating to Venezuela, in an aggregate amount for all such charges not to exceed \$95 million).

Zoetis Inc. and Subsidiaries
Schedule II—Valuation and Qualifying Accounts

(MILLIONS OF DOLLARS)	Balance, Beginning of Period	Additions	Deductions	Balance, End of Period
Year Ended December 31, 2015				
Allowance for doubtful accounts	\$ 32	\$ 9	\$ (7)	\$ 34
Year Ended December 31, 2014				
Allowance for doubtful accounts	31	5	(4)	32
Year Ended December 31, 2013				
Allowance for doubtful accounts	49	6	(24) ^(a)	31

^(a) Primarily reflects Separation Adjustments (see Notes to Consolidated Financial Statements—*Note 2B. The Separation, Adjustments Associated with the Separation, Senior Notes Offering, Initial Public Offering and Exchange Offer: Adjustments Associated with the Separation*) as well as an adjustment related to improved accounts receivable collection experience.

Item 9. Changes in and Disagreements With Accountants on Accounting and Financial Disclosure.

None.

Item 9A. Controls and Procedures

Disclosure Controls and Procedures

An evaluation was carried out under the supervision and with the participation of the company's management, including our Chief Executive Officer and Chief Financial Officer, of the effectiveness of the design and operation of our disclosure controls and procedures (as defined in Rules 13a-15(e) and 15d-15(e) under the Securities Exchange Act of 1934). Based upon that evaluation as of December 31, 2015, the company's Chief Executive Officer and Chief Financial Officer concluded that the company's disclosure controls and procedures are effective at a reasonable level of assurance in alerting them in a timely manner to material information required to be disclosed in our periodic reports filed with the SEC.

Management's Report on Internal Control over Financial Reporting

Management is responsible for establishing and maintaining adequate internal control over financial reporting, as such term is defined under Rule 13a-15(f) of the Securities Exchange Act of 1934. Under the supervision and with the participation of management, including the company's Chief Executive Officer and Chief Financial Officer, we conducted an evaluation of the effectiveness of our internal control over financial reporting based on the framework in *Internal Control - Integrated Framework (2013)* issued by the Committee of Sponsoring Organizations of the Treadway Commission. Based on our evaluation under the framework in *Internal Control - Integrated Framework*, our management concluded that our internal control over financial reporting was effective as of December 31, 2015. This evaluation excluded Pharmaq which represents approximately 8% of our consolidated assets, including goodwill, as of December 31, 2015.

Changes in Internal Controls

We are currently migrating many of our financial reporting and processing systems to an enterprise-wide solution. These system implementations are part of our ongoing stand-up efforts, and we plan to continue to implement such systems throughout the business. We expect to complete the implementations in the next year. In connection with these implementations and resulting business process changes, we will enhance the design and documentation of our internal control over financial reporting process to maintain effective controls over our financial reporting.

During our most recent fiscal quarter, other than the effects of the acquisition of Pharmaq and the migration to an enterprise-wide solution, there has not been any change in our internal control over financial reporting (as such term is defined in Rules 13a-15(f) and 15d-15(f) under the Securities Exchange Act of 1934) that has materially affected, or is reasonably likely to materially affect, our internal control over financial reporting.

Item 9B. Other Information.

None.

PART III

Item 10. Directors, Executive Officers and Corporate Governance.

Information about our directors is incorporated by reference from the discussion under the heading *Item 1-Election of Directors* in our 2016 Proxy Statement. Information about compliance with Section 16(a) of the Exchange Act is incorporated by reference from the discussion under the heading *Ownership of Our Common Stock* in our 2016 Proxy Statement. Information about Zoetis Policies on Business Conduct governing our employees, including our Chief Executive Officer, Chief Financial Officer and Principal Accounting Officer, and the Code of Business Conduct and Ethics for Members of the Board of Directors, is incorporated by reference from the discussions under the headings *Corporate Governance at Zoetis* in our 2016 Proxy Statement. Information regarding the procedures by which our stockholders may recommend nominees to our Board of Directors is incorporated by reference from the discussion under the heading *Corporate Governance at Zoetis* in our 2016 Proxy Statement. Information about our Audit Committee, including the members of the Committee, and our Audit Committee financial experts, is incorporated by reference from the discussion under the heading *Corporate Governance at Zoetis* in our 2016 Proxy Statement.

Item 11. Executive Compensation.

Information about director compensation is incorporated by reference from the discussion under the heading *Corporate Governance at Zoetis* in our 2016 Proxy Statement. Information about executive compensation is incorporated by reference from the discussion under the heading *Executive Compensation* in our 2016 Proxy Statement.

Item 12. Security Ownership Of Certain Beneficial Owners And Management And Related Stockholder Matters.

Information required by this item is incorporated by reference from the discussion under the heading *Ownership of Our Common Stock* in our 2016 Proxy Statement.

Item 13. Certain Relationships and Related Transactions, and Director Independence.

Relationship with Pfizer

On February 1, 2013, our Class A common stock began trading on the New York Stock Exchange (NYSE) under the symbol “ZTS.” On February 6, 2013, an IPO of our Class A common stock was completed, which represented approximately 19.8% of our total outstanding shares. Prior to and in connection with the IPO, we completed a \$3.65 billion senior notes offering (senior notes offering) and Pfizer transferred to us substantially all of the assets and liabilities of their animal health business. We did not receive any of the proceeds from the IPO. We paid an amount of cash equal to substantially all of the net proceeds that we received in the senior notes offering to Pfizer prior to the completion of the IPO. On June 24, 2013, an exchange offer (the Exchange Offer) was completed whereby Pfizer shareholders exchanged a portion of Pfizer common stock for Zoetis common stock, resulting in the full separation of Zoetis and the disposal of Pfizer's entire ownership and voting interest in Zoetis. We refer to the transactions to separate our business from Pfizer, as described here and elsewhere in this 2015 Annual Report, as the “Separation.” For additional information, see Notes to Consolidated Financial Statements—*Note 2. The Separation, Adjustments Associated with the Separation, Senior Notes Offering, Initial Public Offering and Exchange Offer*.

In connection with the IPO and the Separation, we and Pfizer entered into certain agreements that provide a framework for our ongoing relationship with Pfizer. Of the agreements summarized below, the material agreements are filed as exhibits to this 2015 Annual Report, and the summaries of these agreements set forth the terms of the agreements that we believe are material. The summaries below are qualified in their entirety by reference to the full text of such agreements.

Global separation agreement

We entered into a global separation agreement with Pfizer immediately prior to the completion of the IPO that governs the relationship between Pfizer and us following the IPO.

Allocation of assets and liabilities. Notwithstanding the transfer of assets and assumption of liabilities that occurred prior to the completion of the Separation, the global separation agreement generally allocates assets and liabilities to us and Pfizer according to the business to which such assets or liabilities relate. In general, Pfizer conveyed, leased or licensed to us ownership of all assets that are used exclusively or held for use exclusively in Pfizer's animal health business and we have assumed all of Pfizer's historical and future liabilities to the extent relating to, arising out of or resulting from, the operation of the animal health business (whether before, on or after the consummation of the IPO), including:

- warranty obligations created as part of the animal health business;
- product liability claims with respect to any animal health product;
- environmental liabilities relating to the animal health business and environmental liabilities at the real property that we acquired from Pfizer;
- liabilities related to animal health businesses or operations that were discontinued or divested by Pfizer;
- litigation liabilities; and
- our debt obligations, including under the senior notes offering.

We and Pfizer agreed that our cash balance on the date of the completion of the IPO would be at least \$300 million.

Indemnification. Generally, each party will indemnify, defend and hold harmless the other party and its subsidiaries (and each of their affiliates) and their respective officers, employees and agents from and against any and all losses relating to, arising out of or resulting from: (i) liabilities assumed by the indemnifying party and (ii) any breach by the indemnifying party or its subsidiaries of the global separation agreement and the other agreements described in this section (unless such agreement provides for separate indemnification). The global separation agreement also specifies procedures with respect to claims subject to indemnification.

Delayed transfers and further assurances. To the extent transfers of assets and assumptions of liabilities related to our business were not completed prior to the date of the agreement because of a necessary consent or governmental approval or because a condition precedent to any such transfer was not satisfied or any related relevant fact was not realized, the parties agreed to cooperate to effect such transfers or assumptions for agreed upon consideration as promptly as practicable.

Each of the parties agreed to cooperate with the other party and use commercially reasonable best efforts to take or to cause to be taken all actions, and to do, or to cause to be done, all things reasonably necessary, proper or advisable under applicable law, regulations and agreements to consummate and make effective the transactions contemplated by the global separation agreement and the other agreements described in this section.

Mutual releases. Generally, each of Pfizer and us released the other party from any and all liabilities. The liabilities released include liabilities arising under any contract or agreement, existing or arising from any acts or events occurring or failing to occur or any conditions existing before the completion of the IPO.

Term. The global separation agreement will continue unless terminated by us and Pfizer, although certain rights and obligations terminated upon the completion of the Exchange Offer.

Transitional services agreements

We entered into a transitional services agreement with Pfizer immediately prior to the completion of the IPO that granted us the right to continue to use certain of Pfizer's services and resources related to our corporate functions, such as business technology, facilities, finance, human resources, public affairs and procurement. We refer to these services and resources, collectively, as the "Pfizer services."

We pay Pfizer mutually agreed-upon fees for the Pfizer services, which are based on Pfizer's costs of providing the Pfizer services. During the two years following the completion of the IPO (from February 6, 2013, through February 5, 2015), the markup for these services was 0% and, for the remainder of the term of the agreement, Pfizer may introduce a markup of 7%. For the services which Pfizer continues to provide to Zoetis under this agreement, a 7% markup applied for 2015 and will apply for the remainder of 2016. We are able to request good faith negotiations of the applicable fees if we believe that the fees materially overcompensate Pfizer for any of the Pfizer services and Pfizer has reciprocal rights if it believes the fees materially under compensate Pfizer. Third-party costs are passed through to us at Pfizer's or its affiliates' cost.

Under the agreement we are able to use the Pfizer services for a fixed term established on a service-by-service basis. However, we generally have the right to terminate a service earlier if we give notice to Pfizer. Partial reduction in the provision of any service requires Pfizer's consent. In addition, either party is able to terminate the agreement due to a material breach of the other party, subject to limited cure periods.

In addition, we may, from time to time, agree to provide to Pfizer certain limited reverse transitional services with respect to the continued use of certain assets or resources that Pfizer conveyed to us prior to the completion of the IPO. To the extent such services are provided, Pfizer will pay us a mutually agreed-upon fee for these services, which fee will be based on our costs of providing the service to Pfizer.

Tax matters agreement

Allocation of taxes. We entered into a tax matters agreement with Pfizer immediately prior to the completion of the IPO that governs the parties' respective rights, responsibilities and obligations with respect to tax liabilities and benefits, tax attributes, the preparation and filing of tax returns, the control of audits and other tax proceedings and other matters regarding taxes. In general, under the agreement:

- Pfizer is responsible for any U.S. federal, state, local or foreign income taxes and any U.S. state or local non-income taxes (and any related interest, penalties or audit adjustments and including those taxes attributable to our business) reportable on a consolidated, combined or unitary return that includes Pfizer or any of its subsidiaries (and us and/or any of our subsidiaries) for any periods or portions thereof ending on or prior to December 31, 2012. We are responsible for the portion of any such taxes for periods or portions thereof beginning on or after January 1, 2013, as would be applicable to us if we filed the relevant tax returns on a standalone basis.
- We are responsible for any U.S. federal, state, local or foreign income taxes and any U.S. state or local non-income taxes (and any related interest, penalties or audit adjustments) that are reportable on returns that include only us and/or any of our subsidiaries, for all tax periods whether before or after the Separation date.
- Pfizer is responsible for certain specified foreign taxes directly resulting from certain aspects of the Separation.

We are not generally entitled to receive payment from Pfizer in respect of any of our tax attributes or tax benefits or any reduction of taxes of Pfizer. Neither party's obligations under the agreement are limited in amount or subject to any cap. The agreement also assigns responsibilities for administrative matters, such as the filing of returns, payment of taxes due, retention of records and conduct of audits, examinations or similar proceedings. In addition, the agreement provides for cooperation and information sharing with respect to tax matters.

Pfizer is primarily responsible for preparing and filing any tax return with respect to the Pfizer affiliated group for U.S. federal income tax purposes and with respect to any consolidated, combined, unitary or similar group for U.S. state or local or foreign income tax purposes or U.S. state or local non-income tax purposes that includes Pfizer or any of its subsidiaries, including those that also include us and/or any of our subsidiaries. We are generally responsible for preparing and filing any tax returns that include only us and/or any of our subsidiaries.

The party responsible for preparing and filing a given tax return generally has exclusive authority to control tax contests related to any such tax return. We generally have exclusive authority to control tax contests with respect to tax returns that include only us and/or any of our subsidiaries.

Preservation of the tax-free status of certain aspects of the Separation. We and Pfizer intend the Separation, the debt-for-debt-exchange, the debt-for-equity exchange, the transfer of cash proceeds of the senior notes offering to Pfizer and the Exchange Offer to qualify as a reorganization pursuant to which no gain or loss is recognized by Pfizer or its shareholders for federal income tax purposes under Sections 355, 368(a)(1)(D) and related provisions of the Code. In addition, we and Pfizer intend for the Separation, the debt-for-debt-exchange, the debt-for-equity exchange, the Exchange Offer and certain related transactions to qualify for tax-free treatment under U.S. federal, state and local tax law and/or foreign tax law.

Pfizer has received a private letter ruling from the IRS to the effect that, among other things, the Separation, the senior notes offering, the debt-for-equity exchange, the transfer of cash proceeds of the senior notes offering to Pfizer and the Exchange Offer will qualify as a transaction that is tax-free for U.S. federal income tax purposes under Sections 355 and 368(a)(1)(D) of the Code. In addition, Pfizer has received and will receive opinions from its outside tax advisors regarding the tax-free status of these transactions and certain related transactions. In connection with the ruling and the opinions, we and Pfizer have made and will make certain representations regarding the past and future conduct of our respective businesses and certain other matters.

We have agreed to certain covenants that contain restrictions intended to preserve the tax-free status of the Separation, the senior notes offering, the debt-for-equity exchange, the transfer of cash proceeds of the senior notes offering to Pfizer, the Exchange Offer and certain related transactions. Such covenants generally restrict our ability to pre-pay, pay down, redeem, retire or otherwise acquire, however effected, including pursuant to the terms thereof, the 2023 notes prior to stated maturity of the 2023 notes or to take or permit to be taken any action at any time, including, without limitation, any modification to the terms of the 2023 notes that could jeopardize, directly or indirectly, the qualification, in whole or part, of any of the Pfizer-owned notes as “securities” within the meaning of Section 361(a) of the Code. However, pursuant to the tax matters agreement, we are permitted to redeem the 2023 notes pursuant to the change of control redemption provision contained in the indenture governing the notes. We may take certain actions prohibited by these covenants only if Pfizer receives a private letter ruling from the IRS or we obtain and provide to Pfizer an opinion from a U.S. tax counsel or accountant of recognized national standing, in either case acceptable to Pfizer in its sole and absolute discretion, to the effect that such action would not jeopardize the tax-free status of these transactions. We will be barred from taking any action, or failing to take any action, where such action or failure to act adversely affects or could reasonably be expected to adversely affect the tax-free status of these transactions, for all time periods. In addition, during the time period ending two years after the date of the Exchange Offer these covenants will include specific restrictions on our:

- issuance or sale of stock or other securities (including securities convertible into our stock but excluding certain compensatory arrangements);
- sales of assets outside the ordinary course of business; and
- entering into any other corporate transaction which would cause us to undergo a 40% or greater change in our stock ownership.

We generally agreed to indemnify Pfizer and its affiliates against any and all tax-related liabilities incurred by them relating to the Separation, the debt-for-debt-exchange, the debt-for-equity exchange, the transfer of cash proceeds of the senior notes offering to Pfizer, the Exchange Offer and/or certain related transactions to the extent caused by an acquisition of our stock or assets or by any other action undertaken by us. This indemnification provision applies even if Pfizer has permitted us to take an action that would otherwise have been prohibited under the tax-related covenants described above.

Research and development collaboration and license agreement

We entered into an R&D collaboration and license agreement with Pfizer immediately prior to the completion of the IPO. Under the agreement, nominated employees could request permission (known as “intent to access”) to conduct certain limited research activities. The most recent amendment allows nominated employees to openly discuss potential opportunities with Pfizer. If Zoetis requests intent to access for one of these opportunities and Pfizer grants it, then Zoetis can conduct permitted research activities to further assess the opportunity. To conduct further R&D on the class of compounds identified during intent to access, we must request permission (known as “approval in principle”) from a joint steering committee described below and any approval will be subject to any restrictions specified by the joint steering committee. Certain compounds that we began researching prior to the completion of the IPO were granted approval in principle as of the completion of the IPO.

Upon granting approval in principle, Pfizer will grant us an option to enter into a license agreement, which will be exercisable no later than five years after the approval in principle is granted. Prior to exercising the option, our license from Pfizer under the agreement will be non-exclusive, except with respect to patents and know-how that we develop, for which our license will be exclusive (except as to Pfizer and its affiliates). Accordingly, in the case of non-exclusive licenses, Pfizer could itself, or could enable a third party to, conduct research on compounds that are the same or similar to those that we are researching. If we exercise the option and enter into the license agreement for a particular compound, our license to research, develop and commercialize products with such compounds for the animal health field will be exclusive, subject to any restrictions imposed by Pfizer and the joint steering committee. Except for certain compounds we began researching prior to the completion of the IPO, pursuant to any such license agreement, we will pay Pfizer an upfront payment, a milestone payment upon obtaining regulatory approval in a major market country and royalties on net sales. Our obligation to pay royalties will expire on a product-by-product and country-by-country basis upon the later of: (i) the expiration of the related patents and data exclusivity or (ii) ten years after the first commercial sale of such product.

During the term of the agreement, we are required to reimburse Pfizer's and its affiliates' costs in connection with the agreement. Certain of such costs are paid in the form of an annual access fee and others are invoiced on a quarterly basis. The joint steering committee is comprised of an equal number of representatives from each party and acts by consensus. If consensus cannot be reached, the matter will be referred to each party's alliance manager to propose potential solutions. If the alliance managers fail to propose such a solution, the matter will be referred to senior executives of each party. If the senior executives do not resolve the matter, Pfizer will have final decision making authority.

Pfizer will own all intellectual property invented or generated under the agreement (subject to any third-party rights) and will have sole discretion regarding filing, prosecuting and maintaining such intellectual property, subject to our rights, in certain instances, to request that Pfizer file or continue to maintain patents at our cost. Pfizer will have sole discretion regarding enforcement of any intellectual property licensed to us under the agreement.

We have confidentiality and other obligations related to the security of intellectual property and other confidential information and materials. If Pfizer reasonably believes that we violated these provisions, Pfizer is able to deny our access to such intellectual property and other confidential information and materials.

The term of the agreement is seven years, subject to extension by mutual agreement. The agreement will terminate with respect to particular compounds if intent to access or approval in principle is denied or we fail to exercise our license option. Pfizer is also able to terminate our rights under the agreement or any related license agreement (as applicable) with respect to any compound for which approval in principle has been granted (including compounds for which we have exercised the option and entered into a license agreement) if Pfizer pays us an agreed upon amount which is intended to reflect the fair market value of the compound under our license. This right will expire on a compound-by-compound basis when we submit a regulatory approval application for each compound in a major market country and will not apply to compounds for which approval in principle was granted prior to the completion of the IPO.

In the event of either party's uncured material breach, the other party can terminate the agreement. If the material breach concerns any security measures or confidentiality or use restrictions and such breach is the result of bad faith, gross negligence or willful misconduct, such breach will be deemed to not be curable and, in addition to the agreement terminating, Pfizer will be able to terminate any license agreements that we have entered into after exercising our option (except to the extent any license agreement relates to a commercial product).

The agreement will terminate automatically if we enter into an agreement resulting in our change of control, we assign or another party assumes this agreement without Pfizer's consent or we are otherwise acquired by a third party, or if either party becomes insolvent or certain other events related to our bankruptcy or indebtedness occur. If we acquire a certain interest in, or assets of, a human health company, Pfizer will be able to terminate the agreement, and if Pfizer acquires or is acquired by an animal health business of a certain size, either party will be able to terminate the agreement. Following expiration and termination for specific reasons, we will be granted a non-exclusive license to any intellectual property that we developed under the agreement to conduct research in the animal health field, subject to certain exclusions (which exclusions will include the compounds that we researched and developed under the agreement and other compounds designated by Pfizer on a case-by-case basis). Except as set forth above, license agreements entered into pursuant to the R&D collaboration and license agreement will not terminate if the R&D collaboration and license agreement terminates.

Employee matters agreement

We entered into an employee matters agreement with Pfizer immediately prior to the completion of the IPO. The employee matters agreement governs Pfizer's, our and the parties' respective subsidiaries' and affiliates' rights, responsibilities and obligations post-IPO with respect to the following matters in connection with the animal health business:

- employees and former employees (and their respective dependents and beneficiaries) who are or were associated with Pfizer, us or the parties' respective subsidiaries or affiliates;
- the allocation of assets and liabilities generally relating to employees, employment or service-related matters and employee benefit plans; and
- other human resources, employment and employee benefits matters.

Employment. We offered employment to employees who are providing services to our business and who did not otherwise transfer to our entities by operation of law. To the extent that severance obligations were triggered by such transfers, Pfizer administered the severance pay obligations in accordance with the terms and conditions of the applicable Pfizer severance pay plan or policy. Our employees who were providing services to our business and were on long-term disability on the applicable employee transfer date remained employees of Pfizer to the extent permissible under applicable law, collective bargaining agreements, trade union agreements or work council agreements.

Benefit plans generally. Prior to the completion of the IPO, except to the extent provided in respect of certain jurisdictions, we became a participating employer in the Pfizer benefit plans (including legacy King Pharmaceuticals, Inc. benefit plans where applicable). We ceased to be a participating employer in the Pfizer plans and adopted our own benefit plans on the "Plan Transition Date," which was a date following the completion of the IPO, which was determined by the parties, and which varied by benefit plan and by country. An appropriate allocation of our costs incurred under Pfizer benefit plans prior to the Plan Transition Date was charged back to Zoetis. The only exception to this is in Japan, where we participate with other employers in multiemployer plans administered by Pfizer. For these plans, we are charged for the appropriate allocation of the multiemployer plan costs.

Credited service. In general, our employee benefit plans recognize service at Pfizer for those colleagues who were employed by Zoetis as of June 24, 2013, except as otherwise specified in the employee matters agreement.

Defined benefit and retiree medical plans. Our employees ceased to participate in the Pfizer U.S. qualified defined benefit pension plan and the U.S. retiree medical plan effective December 31, 2012, and liabilities allocable to our employees under such plans were retained by Pfizer. Our employees under the U.S. qualified defined benefit pension plan became 100% vested in their accrued benefits as of December 31, 2012. Pfizer will continue crediting certain employees' service with us generally through December 31, 2017 (or termination of employment from us, if earlier), for certain early retirement benefits with respect to the defined benefit pension plan, and for plan eligibility with respect to the retiree medical plan. Outside the United States, Pfizer transferred to us its defined benefit plan pension assets and liabilities associated with the employees transferring to us in certain countries as described in the applicable local separation agreements. In certain countries, liabilities with respect to past service with Pfizer were retained by Pfizer.

Nonqualified defined benefit pension plans. We ceased to be a participating employer in the Pfizer U.S. nonqualified defined benefit pension plans on December 31, 2012, and Pfizer will continue crediting certain employees' service with us through December 31, 2017 (or termination of employment from us if earlier), for certain early retirement benefits. Our employees under the U.S. nonqualified defined benefit pension plan became 100% vested in their accrued benefits as of December 31, 2012. Pfizer has retained the liabilities allocable to our employees under the U.S. nonqualified pension plans.

Defined contribution plans. The employee matters agreement provided for the transfer from the U.S. Pfizer qualified defined contribution plan to a U.S. Zoetis qualified defined contribution plan on the Plan Transition Date, with assets and liabilities allocable to the participants who transferred to us. Our employees under the Pfizer qualified defined contribution benefit plan were 100% vested in their account balances as of the Plan Transition Date. Outside the United States, Pfizer transferred to our defined contribution plans assets and liabilities allocable to the employees transferring to us in the certain countries as described in any applicable local separation agreement.

Deferred compensation plans. With respect to the supplemental savings plan in the United States, Pfizer transferred liabilities allocable to the employees who transferred to us as described in the employee matters agreement. Liabilities allocable to our employees under other Pfizer nonqualified plans will be retained by Pfizer.

Health and welfare plans. Generally, we have established or continued (or assumed the obligation of contributing to) health and welfare plans or arrangements in every country where we have employees. Health and welfare liabilities allocable to our employees prior to the Plan Transition Date were retained by Pfizer and the allocated cost for these plans were charged to us.

Master manufacturing and supply agreements

We entered into two master manufacturing and supply agreements with Pfizer. Under the first of these agreements, Pfizer manufactures and supplies us with animal health products, which we refer to as the "Pfizer-supplied products." Under the second agreement, we manufacture and supply Pfizer with human health products, which we refer to as the "Zoetis-supplied products." Only our Kalamazoo manufacturing site manufactures Zoetis-supplied products. Following the termination of the lease agreements related to our Guarulhos manufacturing site and subject to the receipt of various regulatory approvals in Brazil, the parties may agree that the Guarulhos site may also manufacture Zoetis-supplied products pursuant to this second agreement. See "*Brazil lease agreements.*" We do not expect that any of our other sites will manufacture products for Pfizer.

Under the agreement related to the Pfizer-supplied products, our supply price is Pfizer's costs plus a percentage markup. Subject to limited exceptions, during the two years following the completion of the IPO (from February 6, 2013, through February 5, 2015), the markup was 0% and, for the remainder of the term of the agreement, the markup will be 15%. The cost of each Pfizer-supplied product is subject to annual review. The agreement related to the Zoetis-supplied products contains reciprocal payment provisions pursuant to which Pfizer makes payments related to the Zoetis supplied products.

These agreements will expire five years following the completion of the IPO, with limited exceptions. In addition, these agreements require that Pfizer or us, as the case may be, use commercially reasonable efforts to develop the capabilities and facilities to manufacture the applicable products on its own behalf or to establish alternative sources of supply reasonably prior to expiration of the applicable agreement. The party purchasing products under the agreement may terminate the agreement with respect to any manufacturing site upon at least six months' prior notice. Also, either party may terminate for customary reasons, including for material breach of the other party (subject to a 90-day cure period) or for a force majeure event affecting the other party that continues for at least 30 days.

Environmental matters agreement

We entered into an environmental matters agreement with Pfizer immediately prior to the completion of the IPO. The agreement sets forth standards for each party's performance of remedial actions for liabilities allocated to each party under the global separation agreement, addresses our substitution for Pfizer with respect to animal health assets and remedial actions allocated to us (including substitution related to, for example, permits, financial assurances and consent orders), allows our conditional use of Pfizer's consultants and contractors to assist in the conduct of remedial actions and addresses the exchange of related information between the parties.

The agreement also sets forth standards of conduct for remedial activities at the co-located facilities: Guarulhos, Brazil; Catania, Italy; Hsinchu, Taiwan; and Kalamazoo, Michigan, in the United States. In addition, the agreement sets forth site-specific terms to govern conduct at several of these co-located facilities. The agreement lasts perpetually; however, the agreement will terminate automatically if the global separation agreement terminates.

Screening services agreement

We entered into an agreement with Pfizer immediately prior to the completion of the IPO, pursuant to which we provide certain high throughput screening services to Pfizer's R&D organization. Pfizer pays us agreed-upon fees for these services.

Intellectual property license agreements

Immediately prior the completion of the IPO, we entered into a patent and know-how license agreements with Pfizer, pursuant to which: (i) Pfizer and certain of its affiliates have licensed to us and certain of our affiliates the right to use certain intellectual property rights in the animal health field; and (ii) we have licensed to Pfizer and certain of its affiliates certain rights to intellectual property in all fields outside the animal health field.

Patent and know-how license agreement (Pfizer as licensor). Immediately prior to the completion of the IPO, we entered into a patent and know-how license agreement with Pfizer. Pursuant to the agreement, Pfizer granted us a royalty-free, fully paid-up, sublicensable (subject to certain restrictions), worldwide, exclusive license to certain patents and know-how to research, develop and commercialize certain commercial, development-stage, and early stage products in the field of animal health. We do not have rights to use most of these patents and know-how with any compounds other than those for which we are expressly licensed.

Pfizer also granted us a royalty-free, fully paid-up, sublicensable (subject to certain restrictions) non-exclusive, worldwide license to certain other Pfizer patents and know-how to research, develop and commercialize certain other products in the animal health field. Under the agreement, we also

have been granted a royalty-free, fully paid-up, sublicensable (subject to certain restrictions) non-exclusive, worldwide license for the animal health field to certain know-how that is not compound-related or product-related.

Pfizer also granted us a sublicense of certain third-party intellectual property for use in the animal health field, the terms of which are royalty-free and fully paid-up as between us and Pfizer, but otherwise vary based on each third-party agreement. With respect to certain of such third-party intellectual property, Pfizer will have a right of first negotiation with us for an exclusive license to improvements to such third-party intellectual property and related patents that we own.

Pfizer controls filing, prosecuting and maintaining patents licensed to us, except that at our cost we are able to file patent applications covering certain know-how licensed to us and certain know-how invented by us. We will grant Pfizer a royalty-free, fully paid-up, sublicensable, exclusive license for the human health field to any such patent applications and patents that issue from these patent applications that we own. We will be required to pay certain costs associated with filing and maintaining the patents exclusively licensed to us, or our license will convert to a non-exclusive license.

Pfizer will have the right to forego, and cease paying for, prosecution and maintenance of the licensed patents and it may delegate responsibility to prosecute and maintain exclusively licensed patents to us or assign such patents to us. If Pfizer assigns such patents to us, we will grant Pfizer a royalty-free license to the assigned patents in all fields of use, but this license will exclude (and we will retain) all rights that Pfizer exclusively licensed to us under the agreement before assigning the patents to us.

Pfizer will have the right to enforce against third-party infringements all patents licensed to us and patents that it may later assign to us if the infringement is within the scope of Pfizer's license to such assigned patents, unless Pfizer does not pay for certain prosecution and maintenance costs and the patents are exclusively licensed or assigned to us, in which case, we will have rights to enforce such patents against third-party infringements within the scope of our exclusive rights. We also will have the right to enforce new patents that we file and own.

The agreement expires, with respect to licensed patents, upon expiration of the last to expire patent right that Pfizer owns, with respect to third party intellectual property, upon expiration or termination of the agreement pursuant to which such third-party intellectual property is licensed to Pfizer and with respect to know-how that Pfizer owns, upon the thirtieth anniversary of the agreement. Upon expiration of the agreement in its entirety, our licenses to know-how owned by Pfizer convert to fully paid-up, perpetual licenses. We are able to terminate the agreement in whole or in part upon prior written notice to Pfizer. In the event of either party's uncured material breach, the other party is able to terminate the agreement. The agreement also provides that insolvency of either party and the occurrence of certain other events related to each party's bankruptcy or indebtedness will also result in automatic termination. In addition, in circumstances where Pfizer has an interest in the licensed intellectual property in connection with its human health development programs, our rights to use the licensed intellectual property are restricted and/or in limited instances, subject to Pfizer's right to terminate such license at will. Pfizer also has the ability to terminate any third-party agreements under which it is sublicensing rights to us.

Patent and know-how license agreement (Zoetis as licensor). Immediately prior to the completion of the IPO, we entered into a patent and know-how license agreement with Pfizer. Pursuant to the agreement, we granted Pfizer a royalty-free, fully paid-up, sublicensable (subject to certain restrictions), exclusive license to all patents and know-how that we own or have been licensed from third parties as of the IPO (excluding any patents and know-how licensed from third parties to which our rights are limited to animal health) for Pfizer to research, develop, and commercialize any products throughout the world in all fields except the animal health field. Under the agreement, we also granted Pfizer a royalty-free, fully paid-up, perpetual, sublicensable (subject to certain restrictions), non-exclusive license to certain patents filed within a certain period of time following the IPO that cover know-how that we own. Pfizer will be permitted to use such patents in connection with its research, development, and commercialization of products outside the animal health field.

Upon notice from Pfizer, we will be required to file patent applications covering know-how licensed to Pfizer or continue to prosecute and maintain patents that have already been filed. In each case, Pfizer reimburses us for related costs, which vary depending on whether patents are filed at the time of Pfizer's notice. We will have the sole right to enforce patents that are licensed to Pfizer under this agreement in the animal health field. Pfizer will have rights to enforce the licensed patents in all other fields (including the human health field) only if it reimburses us for certain costs related to prosecution and maintenance of such patents. If Pfizer decides that it will not reimburse us for such costs, we will have the right to enforce in such fields.

The agreement expires, with respect to licensed patents that we own, upon the expiration of the last to expire patent right, with respect to third-party intellectual property, upon the expiration or termination of the agreement pursuant to which such third-party intellectual property is licensed to us and with respect to know-how that we own, upon the thirtieth anniversary of the agreement. Upon expiration of the agreement in its entirety, Pfizer's licenses to any know-how owned by us will convert to fully paid-up, perpetual licenses. Pfizer is able to terminate the agreement in whole or in part upon prior notice to us. In the event of either party's uncured material breach, the other party is able to terminate the agreement. The agreement also provides that the insolvency of either party and the occurrence of certain other events related to bankruptcy or indebtedness will also result in automatic termination. Upon termination of the agreement, all licenses terminate.

Trademark and copyright license agreements. Immediately prior to the completion of the IPO, we entered into a trademark and copyright license agreement with Pfizer, pursuant to which Pfizer granted us rights with respect to certain trademarks and copyrighted works. Specifically, Pfizer granted us an exclusive, worldwide, royalty-free, perpetual and fully paid-up license to use certain scheduled trademarks in the same manner that we used such trademarks as a business unit of Pfizer and in connection with any modifications or line extensions of products with which such trademarks were used as a business unit of Pfizer. We are able to sublicense such trademarks to third parties with Pfizer's prior written consent, which Pfizer cannot unreasonably withhold, but such consent is not required for sublicenses granted to our customers and distributors in the ordinary course of business. We do not have the right to register domain names that incorporate the trademarks or use the trademarks in the address of any social media or use the trademarks in any trade name, corporate name or "doing business as" name.

Pfizer also granted us a non-exclusive, worldwide, royalty-free, perpetual and fully paid-up license to use, copy and distribute to ourselves and our affiliates copyrights in certain policies and guidelines, and any related derivative works, that are necessary for us to continue to conduct certain aspects of our business in the same manner as they were conducted when we were a business unit of Pfizer.

The agreement will terminate on a trademark-by-trademark or copyrighted work-by-copyrighted work basis upon our written notice to Pfizer that we have ceased bona fide commercial use of such trademark or copyrighted work and it will terminate as to one of our affiliates if such affiliates ceases being an affiliate of us. We granted a similar license to Pfizer to use the Aureomycin trademark and variants thereof in connection with Pfizer's human health business.

Brazil lease agreements

In September 2012, Pfizer's subsidiary, Laboratórios Pfizer Ltda. (Laboratórios), as lessee, and our subsidiary, PAH Brasil Participações Ltda., (PAH Brasil), as lessor, entered into: (i) the Private Instrument of Non Residential Lease Agreement and Others, which establishes and regulates the use of the real property at our Guarulhos, Brazil facility (the Real Property Lease) and (ii) the Private Instrument of Lease Agreement Movable Assets and Others, which establishes the terms of the use of the fixed assets at the same site (the Fixed Asset Lease and, together with the Real Property Lease, the Brazil Leases). As a result of a merger of PAH Brasil into Fort Dodge Saúde Animal Ltda. (Fort Dodge Brazil) with Fort Dodge Brazil surviving, the Brazil Leases were assigned to Fort Dodge Brazil, later renamed Zoetis Indústria de Produtos Veterinários Ltda. (Zoetis Brazil).

Rent, rent adjustment and penalty. The monthly rent under the Brazil Leases corresponds to the amount of depreciation of the fixed assets and real property covered by the leases. During the first month that the leases were in effect, the rent under the Fixed Asset Lease was R\$752,459 (approximately \$0.4 million) and the rent under the Real Property Lease was R\$479,977 (approximately \$0.2 million). In subsequent periods, the parties will adjust these amounts to reflect the anticipated monthly depreciation amount and previously paid amounts may be adjusted if the amounts paid differ from actual depreciation. Late payments under Brazil Leases are subject to an adjustment plus a penalty equal to 2% and interest on arrears of 1% per month. A breach of either of the Brazil Leases that is not cured within 30 days from receipt of notice thereof is subject to a penalty equal to three monthly rent payments under the applicable lease. In addition to the rent, Laboratórios will pay expenses related to water consumption, sewerage and electricity as well as all taxes levied on the property.

Covenants and obligations. Laboratórios is required to maintain the fixed assets and real property in the same condition as they were received, except for normal wear and tear and any improvements thereon, and is responsible for the repair of any damage. Improvements on the existing fixed assets and investments in new fixed assets are permitted under the Fixed Asset Lease, provided Fort Dodge Brazil is given notice thereof and consents to Laboratórios's proposal. Costs for such improvements are paid or reimbursed by Fort Dodge Brazil unless the fixed asset is used solely to manufacture human health products, in which case the cost shall be the responsibility of Laboratórios and, in the event a new asset is purchased, exclusive ownership shall be retained by Laboratórios. The Real Property Lease also permits improvements on the property to be implemented by Laboratórios at its sole and entire discretion. Laboratórios is entitled to reimbursement for any related costs as long as Fort Dodge Brazil consented to the implementation of the improvements.

Term and termination. The Brazil Leases will last for a period of five years commencing on September 28, 2012. The Real Property Lease provides for automatic renewals for successive periods of one year at Laboratórios's discretion, unless notice of non-renewal is provided by Laboratórios. The Fixed Asset Lease can be extended for additional terms of five years by executing an amendment to such lease.

The Brazil Leases terminate at any time if agreed upon by the parties. The Brazil Leases also terminate upon satisfaction of certain regulatory conditions that will permit the animal health manufacturing operations of Laboratórios to be transferred to Zoetis Brazil and the human pharmaceutical manufacturing operations to be transferred to another facility or party. The Fixed Asset Lease automatically terminates upon the termination of the Real Property Lease or, subject to certain conditions, the master manufacturing and supply agreement that provides for Zoetis-supplied products. The Real Property Lease automatically terminates upon the termination of the Fixed Asset Lease or the expropriation of the property and cannot be terminated by Zoetis Brazil prior to termination of the master manufacturing and supply agreement that provides for Zoetis-supplied products. In the event the property is partially or completely destroyed, Laboratórios has the option to terminate the Real Property Lease.

Mumbai, India interim lease agreement

We entered into an interim lease agreement with respect to our R&D facility in Mumbai, India. We will pay Pfizer a mutually agreed-upon rent for the facility and we anticipate the lease would expire upon the completion of the transfer of the Mumbai, India facility from Pfizer.

Policy concerning related person transactions

Our Board of Directors has adopted a written policy, which we refer to as the "related person transaction approval policy," for the review of any transaction, arrangement or relationship in which we are a participant, if the amount involved exceeds \$120,000 and one of our executive officers, directors, director nominees or beneficial holders of more than 5% of our total equity (or their immediate family members), each of whom we refer to as a "related person," has a direct or indirect material interest. This policy was not in effect when we entered into the transactions described above.

Each of the agreements between us and Pfizer and its subsidiaries that have been entered into prior to the completion of the IPO, and any transactions contemplated thereby, have been deemed to be approved and not subject to the terms of such policy. If a related person proposes to enter into such a transaction, arrangement or relationship, which we refer to as a "related person transaction," the related person must report the proposed related person transaction to the Chair of our Corporate Governance Committee (for purposes of this section only, we refer to the Corporate Governance Committee as the "Committee"). The policy calls for the proposed related person transaction to be reviewed and, if deemed appropriate, approved by the Committee. In approving or rejecting such proposed transactions, the Committee is required to consider relevant facts and circumstances. The Committee will approve only those transactions that, in light of known circumstances, are deemed to be in our best interests. In the event that any member of the Committee is not a disinterested person with respect to the related person transaction under review, that member will be excluded from the review and approval or rejection of such related person transaction; provided, however, that such Committee member may be counted in determining the presence of a quorum at the meeting of the Committee at which such transaction is considered. If we become aware of an existing related person transaction which has not been approved under the policy, the matter will be referred to the Committee. The Committee will evaluate all options available, including ratification, revision or termination of such transaction. In the event that management determines that it is impractical or undesirable to wait until a meeting of the Committee to consummate a related person transaction, the Chair of the Committee may approve such transaction in accordance with the related person transaction approval policy. Any such approval must be reported to the Committee at its next regularly scheduled meeting.

A copy of our related person transaction approval policy is available on our website.

Director Independence

Nine of our directors (Paul M. Bisaro, William F. Doyle, Michael B. McCallister, Sanjay Khosla, Gregory Norden, Louise M. Parent, Willie M. Reed, Robert W. Scully and William C. Steere, Jr.) are independent under the applicable rules of the NYSE and the Exchange Act.

Item 14. Principal Accounting Fees and Services.

Information about the fees for professional services rendered by our independent registered public accounting firm in 2015 and 2014 is incorporated by reference from the discussion under the heading *Item 3—Ratification of Independent Registered Public Accounting Firm* in our 2016 Proxy Statement. Our Audit Committee’s policy on pre-approval of audit and permissible non-audit services of our independent registered public accounting firm is incorporated by reference from the discussion under the heading *Item 3—Ratification of Independent Registered Public Accounting Firm* in our 2016 Proxy Statement.

PART IV

Item 15. Exhibits, Financial Statement Schedules.

The following entire exhibits are included:

- A. (1) The financial statements and notes to financial statements are filed as part of this report in Item 8. Financial Statements and Supplementary Data.
- (2) The financial statement schedule is listed in the Index to Financial Statements.
- (3) The exhibits are listed in the Index to Exhibits.

SIGNATURES

Pursuant to the requirements of Section 13 or 15(d) of the Securities Exchange Act of 1934, the registrant has duly caused this report to be signed on its behalf by the undersigned, thereunto duly authorized.

Zoetis Inc.

By: /S/ JUAN RAMÓN ALAIX
 Juan Ramón Alaix
 Chief Executive Officer and Director

We, the undersigned directors and officers of Zoetis Inc., hereby severally constitute Juan Ramón Alaix and Heidi Chen, and each of them singly, our true and lawful attorneys with full power to them and each of them to sign for us, in our names in the capacities indicated below, any and all amendments to this Annual Report on Form 10-K filed with the Securities and Exchange Commission.

Under the requirements of the Securities Exchange Act of 1934, this report was signed by the following persons on behalf of the Registrant and in the capacities and on the date indicated.

Name	Title	Date
<u> /S/ JUAN RAMÓN ALAIX </u> Juan Ramón Alaix	Chief Executive Officer and Director (Principal Executive Officer)	February 24, 2016
<u> /S/ PAUL S. HERENDEEN </u> Paul S. Herendeen	Executive Vice President and Chief Financial Officer (Principal Financial Officer and Principal Accounting Officer)	February 24, 2016
<u> /S/ MICHAEL B. MCCALLISTER </u> Michael B. McCallister	Chairman and Director	February 24, 2016
<u> /S/ PAUL M. BISARO </u> Paul M. Bisaro	Director	February 24, 2016
<u> /S/ FRANK A. D'AMELIO </u> Frank A. D'Amelio	Director	February 24, 2016
<u> /S/ WILLIAM F. DOYLE </u> William F. Doyle	Director	February 24, 2016
<u> /S/ SANJAY KHOSLA </u> Sanjay Khosla	Director	February 24, 2016
<u> /s/ GREGORY NORDEN </u> Gregory Norden	Director	February 24, 2016
<u> /S/ LOUISE M. PARENT </u> Louise M. Parent	Director	February 24, 2016
<u> /S/ WILLIE M. REED </u> Willie M. Reed	Director	February 24, 2016
<u> /s/ ROBERT W. SCULLY </u> Robert W. Scully	Director	February 24, 2016
<u> /S/ WILLIAM C. STEERE, JR. </u> William C. Steere, Jr.	Director	February 24, 2016

The exhibits listed below and designated with a † are filed with this report. The exhibits listed below and not so designated are incorporated by reference to the documents following the descriptions of the exhibits.

- Exhibit 2.1 Share Purchase Agreement, dated as of November 2, 2015, by and among SalarLux Parent S.à.r.l., Salar Invest AS and Zoetis Inc. (incorporated by reference to Exhibit 2.1 to Zoetis Inc.'s Current Report on Form 8-K filed on November 2, 2015)
- Exhibit 3.1 Restated Certificate of Incorporation of the Registrant (incorporated by reference to Exhibit 3.1 to Zoetis Inc.'s Quarterly Report on Form 10-Q filed on November 10, 2014)
- Exhibit 3.2 By-laws of the Registrant, amended and restated as of February 19, 2016†
- Exhibit 4.1 Specimen Class A Common Stock Certificate (incorporated by reference to Exhibit 4.1 of Zoetis Inc.'s registration statement on Form S-1 (File No. 333-183254))
- Exhibit 4.2 Indenture, dated as of January 28, 2013, between Zoetis Inc. and Deutsche Bank Trust Company Americas, as trustee (incorporated by reference to Zoetis Inc.'s registration statement on Form S-1 (File No. 333-183254))
- Exhibit 4.3 First Supplemental Indenture, dated as of January 28, 2013, between Zoetis Inc. and Deutsche Bank Trust Company Americas, as trustee (incorporated by reference to Exhibit 4.3 of Zoetis Inc.'s registration statement on Form S-1 (File No. 333-183254))
- Exhibit 4.4 Second Supplemental Indenture, dated November 13, 2015, between Zoetis Inc. and Deutsche Bank Trust Company Americas, as trustee (incorporated by reference to Exhibit 4.1 to Zoetis Inc.'s Current Report on Form 8-K filed on November 13, 2015)
- Exhibit 4.5 Form of 1.875% Senior Notes due 2018 (incorporated by reference to Exhibit 4.5 of Zoetis Inc.'s registration statement on Form S-1 (File No. 333-183254))
- Exhibit 4.6 Form of 3.450% Senior Notes due 2020 (incorporated by reference to Exhibit 4.3 to Zoetis Inc.'s Current Report on Form 8-K filed on November 13, 2015)
- Exhibit 4.7 Form of 3.250% Senior Notes due 2023 (incorporated by reference to Exhibit 4.6 of Zoetis Inc.'s registration statement on Form S-1 (File No. 333-183254))
- Exhibit 4.8 Form of 4.500% Senior Notes due 2025 (incorporated by reference to Exhibit 4.4 to Zoetis Inc.'s Current Report on Form 8-K filed on November 13, 2015)
- Exhibit 4.9 Form of 4.700% Senior Notes due 2043 (incorporated by reference to Exhibit 4.7 of Zoetis Inc.'s registration statement on Form S-1 (File No. 333-183254))
- Exhibit 10.1 Global Separation Agreement, dated February 6, 2013, by and between Zoetis Inc. and Pfizer Inc. (incorporated by reference to Exhibit 10.1 to Zoetis Inc.'s 2012 Annual Report on Form 10-K filed on March 28, 2013)
- Exhibit 10.2 Transitional Services Agreement, dated February 6, 2013, by and between Zoetis Inc. and Pfizer Inc. (incorporated by reference to Exhibit 10.2 to Zoetis Inc.'s 2012 Annual Report on Form 10-K filed on March 28, 2013)
- Exhibit 10.3 Tax Matters Agreement, dated February 6, 2013, by and between Zoetis Inc. and Pfizer Inc. (incorporated by reference to Exhibit 10.3 to Zoetis Inc.'s 2012 Annual Report on Form 10-K filed on March 28, 2013)
- Exhibit 10.4 Research and Development Collaboration and License Agreement, dated February 6, 2013, by and between Zoetis Inc. and Pfizer Inc. (incorporated by reference to Exhibit 10.4 to Zoetis Inc.'s 2012 Annual Report on Form 10-K filed on March 28, 2013)
- Exhibit 10.5 Employee Matters Agreement (incorporated by reference to Exhibit 10.5 of Zoetis Inc.'s registration statement on Form S-1 (File No. 333-183254))
- Exhibit 10.6 Pfizer Inc. 2004 Stock Plan, as Amended and Restated (incorporated by reference to Exhibit 10.6 of Zoetis Inc.'s registration statement on Form S-1 (File No. 333-183254))*
- Exhibit 10.7 Pfizer Inc. Amended and Restated Nonfunded Supplemental Retirement Plan, together with all material Amendments (incorporated by reference to Exhibit 10.7 of Zoetis Inc.'s registration statement on Form S-1 (File No. 333-183254))*
- Exhibit 10.8 Patent and Know-How License Agreement (Zoetis as licensor), dated February 6, 2013, by and between Zoetis Inc. and Pfizer Inc. (incorporated by reference to Exhibit 10.8 to Zoetis Inc.'s 2012 Annual Report on Form 10-K filed on March 28, 2013)
- Exhibit 10.9 Patent and Know-How License Agreement (Pfizer as licensor), dated February 6, 2013, by and between Zoetis Inc. and Pfizer Inc. (incorporated by reference to Exhibit 10.9 to Zoetis Inc.'s 2012 Annual Report on Form 10-K filed on March 28, 2013)

- Exhibit 10.10 Trademark and Copyright License Agreement, dated February 6, 2013, by and between Zoetis Inc. and Pfizer Inc. (incorporated by reference to Exhibit 10.10 to Zoetis Inc.'s 2012 Annual Report on Form 10-K filed on March 28, 2013)
- Exhibit 10.11 Private Instrument of Non Residential Lease Agreement and Others, dated September 28, 2012, by and between PAH Brasil Participações Ltda. and Laboratórios Pfizer Ltda. (incorporated by reference to Exhibit 10.11 of Zoetis Inc.'s registration statement on Form S-1 (File No. 333-183254))
- Exhibit 10.12 Private Instrument of Lease Agreement Movable Assets and Others, dated September 28, 2012, by and between PAH Brasil Participações Ltda. and Laboratórios Pfizer Ltda. (incorporated by reference to Exhibit 10.12 of Zoetis Inc.'s registration statement on Form S-1 (File No. 333-183254))
- Exhibit 10.13 Environmental Matters Agreement, dated February 6, 2013, by and between Zoetis Inc. and Pfizer Inc. (incorporated by reference to Exhibit 10.13 to Zoetis Inc.'s 2012 Annual Report on Form 10-K filed on March 28, 2013)
- Exhibit 10.14 Master Manufacturing and Supply Agreement, dated October 1, 2012, by and between Pfizer Inc. and Zoetis Inc. (Pfizer as manufacturer) (incorporated by reference to Exhibit 10.14 of Zoetis Inc.'s registration statement on Form S-1 (File No. 333-183254))
- Exhibit 10.15 Registration Rights Agreement, dated February 6, 2013, by and between Zoetis Inc. and Pfizer Inc. (incorporated by reference to Exhibit 10.15 to Zoetis Inc.'s 2012 Annual Report on Form 10-K filed on March 28, 2013)
- Exhibit 10.16 Zoetis Inc. 2013 Equity and Incentive Plan (incorporated by reference to Exhibit 10.16 to Zoetis Inc.'s 2012 Annual Report on Form 10-K filed on March 28, 2013)*
- Exhibit 10.17 Sale of Business Severance Plan (incorporated by reference to Exhibit 10.17 to Zoetis Inc.'s 2012 Annual Report on Form 10-K filed on March 28, 2013)*
- Exhibit 10.18 Revolving Credit Agreement, dated as of December 21, 2012, among Zoetis Inc., the lenders named therein and JPMorgan Chase Bank, N.A., as administrative agent (incorporated by reference to Exhibit 10.18 of Zoetis Inc.'s registration statement on Form S-1 (File No. 333-183254))
- Exhibit 10.19 Amendment, dated as of November 2, 2015, to the Revolving Credit Agreement, dated as of December 21, 2012, by and among Zoetis Inc., the lenders party thereto and JPMorgan Chase Bank, N.A., as administrative agent (incorporated by reference to Exhibit 10.1 to Zoetis Inc.'s Current Report on Form 8-K filed on November 2, 2015)
- Exhibit 10.20 Amendment No. 2, dated as of February 19, 2016, to the Revolving Credit Agreement, dated as of December 21, 2012, by and among Zoetis Inc., the lenders party thereto and JPMorgan Chase Bank, N.A., as administrative agent†
- Exhibit 10.21 Form of Indemnification Agreement for directors and officers (incorporated by reference to Exhibit 10.19 of Zoetis Inc.'s registration statement on Form S-1 (File No. 333-183254))
- Exhibit 10.22 Registration Rights Agreement, dated as of January 28, 2013, by and among Zoetis Inc. and Merrill Lynch, Pierce, Fenner & Smith Incorporated, Barclays Capital Inc., J.P. Morgan Securities LLC and Deutsche Bank Securities Inc., as representatives of the several initial purchasers (incorporated by reference to Exhibit 10.20 of Zoetis Inc.'s registration statement on Form S-1 (File No. 333-183254))
- Exhibit 10.23 Form of Restricted Stock Unit Award agreement (incorporated by reference to Exhibit 10.21 to Zoetis Inc.'s 2012 Annual Report on Form 10-K filed on March 28, 2013)*
- Exhibit 10.24 Form of Stock Option Award agreement (incorporated by reference to Exhibit 10.22 to Zoetis Inc.'s 2012 Annual Report on Form 10-K filed on March 28, 2013)*
- Exhibit 10.25 Form of Non-Employee Director Deferred Stock Unit Award agreement (incorporated by reference to Exhibit 10.22 on Form 10-K filed on March 28, 2013)*
- Exhibit 10.26 Form of Cash Award agreement (incorporated by reference to Exhibit 10.24 to Zoetis Inc.'s 2012 Annual Report on Form 10-K filed on March 28, 2013)*
- Exhibit 10.27 Form of Performance Restricted Stock Unit Award Agreement, effective as of February 27, 2015 (incorporated by reference to Exhibit 99.1 to Zoetis Inc.'s Current Report on Form 8-K filed on March 4, 2015)*
- Exhibit 10.28 Form of Restricted Stock Unit Award Agreement, effective as of February 27, 2015 (incorporated by reference to Exhibit 99.2 to Zoetis Inc.'s Current Report on Form 8-K filed on March 4, 2015)*
- Exhibit 10.29 Form of Stock Option Award Agreement, effective as of February 27, 2015 (incorporated by reference to Exhibit 99.3 to Zoetis Inc.'s Current Report on Form 8-K filed on March 4, 2015)*

Exhibit 10.30	Form of Cash Award Agreement, effective as of February 27, 2015 (incorporated by reference to Exhibit 99.4 to Zoetis Inc.'s Current Report on Form 8-K filed on March 4, 2015)*
Exhibit 10.31	Non-Employee Director Deferred Compensation Plan (incorporated by reference to Exhibit 10.1 to Zoetis Inc.'s Current Report on Form 8-K filed on May 7, 2013)*
Exhibit 10.32	Zoetis Executive Severance Plan (incorporated by reference to Exhibit 10.1 to Zoetis Inc.'s Quarterly Report on Form 10-Q filed on August 14, 2013)*
Exhibit 10.33	Zoetis Supplemental Savings Plan, as amended and restated, effective September 15, 2014 (incorporated by reference to Exhibit 10.4 to Zoetis Inc.'s Quarterly Report on Form 10-Q filed on November 10, 2014)*
Exhibit 10.34	Severance and Release Agreement between the Registrant and Richard A. Passov, effective April 21, 2014 (incorporated by reference to Exhibit 10.2 to Zoetis Inc.'s Quarterly Report on Form 10-Q filed on August 12, 2014)*
Exhibit 10.35	Zoetis Equity Deferral Plan, effective November 1, 2014 (incorporated by reference to Exhibit 10.5 to Zoetis Inc.'s Quarterly Report on Form 10-Q filed on November 10, 2014)*
Exhibit 10.36	Offer Letter between Zoetis Inc. and Paul Herendeen, dated July 31, 2014 (incorporated by reference to Exhibit 10.3 to Zoetis Inc.'s Quarterly Report on Form 10-Q filed on November 10, 2014)*
Exhibit 10.37	Letter Agreement, dated as of February 3, 2015, by and among Zoetis and Pershing Square Capital Management, L.P. and certain affiliates thereof and Sachem Head Capital Management LP and certain affiliates thereof (incorporated by reference to Exhibit 99.1 to Zoetis Inc.'s Current Report on Form 8-K filed on February 4, 2015)
Exhibit 12	Computation of Ratio of Earnings to Fixed Charges †
Exhibit 21.1	Subsidiaries of the Registrant †
Exhibit 23.1	Consent of KPMG LLP †
Exhibit 24.1	Power of Attorney (included as part of signature page) †
Exhibit 31.1	Certification by the Chief Executive Officer Pursuant to Section 302 of the Sarbanes-Oxley Act of 2002 †
Exhibit 31.2	Certification by the Chief Financial Officer Pursuant to Section 302 of the Sarbanes-Oxley Act of 2002 †
Exhibit 32.1	Certification by the Chief Executive Officer Pursuant to 18 U.S.C. Section 1350, as Adopted Pursuant to Section 906 of the Sarbanes-Oxley Act of 2002 †
Exhibit 32.2	Certification by the Chief Financial Officer Pursuant to 18 U.S.C. Section 1350, as Adopted Pursuant to Section 906 of the Sarbanes-Oxley Act of 2002 †
EX-101.INS	INSTANCE DOCUMENT
EX-101.SCH	SCHEMA DOCUMENT
EX-101.CAL	CALCULATION LINKBASE DOCUMENT
EX-101.LAB	LABELS LINKBASE DOCUMENT
EX-101.PRE	PRESENTATION LINKBASE DOCUMENT
EX-101.DEF	DEFINITION LINKBASE DOCUMENT

† Filed herewith

* Management contracts or compensatory plans or arrangements

[THIS PAGE INTENTIONALLY LEFT BLANK]

ZOETIS INC. AND SUBSIDIARY COMPANIES
COMPUTATION OF RATIO OF EARNINGS TO FIXED CHARGES

(IN MILLIONS, EXCEPT RATIOS)	Year Ended December 31,				
	2015	2014	2013	2012	2011
Determination of earnings:					
Income before provision for taxes on income and noncontrolling interests	\$ 545	\$ 820	\$ 690	\$ 710	\$ 394
Net income/(loss) attributable to noncontrolling interests	—	4	(1)	—	3
Income attributable to Zoetis Inc.	545	816	691	710	391
Add: fixed charges	137	131	127	37	43
Total earnings as defined	\$ 682	\$ 947	\$ 818	\$ 747	\$ 434
Fixed charges:					
Interest expense, net of capitalized interest ^(a)	\$ 124	\$ 117	\$ 113	\$ 31	\$ 36
Capitalized interest	4	4	3	—	—
Interest portion of rent expense ^(b)	9	10	11	6	7
Total Fixed charges	137	131	127	37	43
Ratio of earnings to fixed charges	5.0	7.2	6.4	20.2	10.1

^(a) Interest expense, net of capitalized interest, includes amortization of debt discount and fees. Interest expense does not include interest related to uncertain tax positions.

^(b) One-third of all rental expense is deemed to be interest, which we believe to be a conservative estimate of an interest factor in our leases.

[THIS PAGE INTENTIONALLY LEFT BLANK]

SUBSIDIARIES OF THE COMPANY

The following is a list of subsidiaries of the company as of December 31, 2015, omitting some subsidiaries which, considered in the aggregate, would not constitute a significant subsidiary.

<u>SUBSIDIARY NAME</u>	<u>JURISDICTION OF INCORPORATION / FORMATION</u>
Alpharma (Bermuda) Investments Ltd.	Bermuda
Alpharma (Bermuda) Ltd.	Bermuda
Alpharma (Bermuda), LLC	United States
Alpharma (Luxembourg) S.A.R.L. y Compania Limitada	Chile
Alpharma (Luxembourg) S.à.r.l.	Luxembourg
Alpharma Animal Health (Beijing) Trading Co., Ltd.	China
Alpharma Animal Health (Hong Kong) Co. Limited	Hong Kong
Alpharma Animal Health Company	United States
Alpharma Bermuda G.P.	Bermuda
Alpharma Canada Corporation	Canada
Alpharma do Brasil Ltda.	Brazil
Alpharma Euro Holdings, LLC	United States
Alpharma Holdings (Barbados) SRL	Barbados
Alpharma Pharmaceuticals (Thailand) Limited	Thailand
Alpharma, LLC	United States
Animal Health Holdings C.V.	Netherlands
Continental Farmaceutica SPRL	Belgium
Embrex LLC	United States
Empresa Zoetis de Mexico S.A. de C.V.	Mexico
Fort Dodge Animal Health Limited	United Kingdom
Jilin Zoetis Guoyuan Animal Health Co., Ltd.	China
KL Products Inc.	Canada
KL Products USA, Inc.	United States
Mikjan Corporation	United States
PAH 7V6 Holding Limited	Hong Kong
PAH Amazon Holdings Sarl	Luxembourg
PAH CHHK Holding B.V.	Netherlands
PAH Egypt Holding B.V.	Netherlands
PAH Holdings LLC	United States
PAH India Holdco LLC	United States
PAH India Holding 1 B.V.	Netherlands
PAH Luxembourg 1 SARL	Luxembourg
PAH Luxembourg 2 SARL	Luxembourg
PAH Luxembourg 3 SARL	Luxembourg
PAH Luxmex SARL	Luxembourg
PAH Mexico Holdco SARL	Luxembourg
PAH Netherlands 1 Cooperatief U.A.	Netherlands
PAH Netherlands 2 B.V.	Netherlands
PAH Nominee 2 B.V.	Netherlands
PAH Nominee B.V.	Netherlands
PAH Oceania B.V.	Netherlands
PAH PM LLC	United States
PAH Portugal Holding B.V.	Netherlands
PAH Russia Holding B.V.	Netherlands
PAH Spain, S.L.	Spain

<u>SUBSIDIARY NAME</u>	<u>JURISDICTION OF INCORPORATION / FORMATION</u>
PAH Turkey Holding B.V.	Netherlands
PAH Velvet B.V.	Netherlands
PAH Venezuela Holding B.V.	Netherlands
PAH West Europe SARL	Luxembourg
Pharmaq Analytiq AS	Norway
Pharmaq AS	Norway
Pharmaq AS Chile Limitada	Chile
Pharmaq AS Service SpA	Chile
Pharmaq AS Technika SpA	Chile
Pharmaq CA Panama Inc.	Panama
Pharmaq Holding AS	Norway
Pharmaq Hong Kong Limited	Hong Kong
Pharmaq Ltd	United Kingdom
Pharmaq Spain Aqua SL	Spain
Pharmaq Veterinar Ecza Deposu ve su Urunleri Ticaret Ltd Ski	Turkey
Pharmaq Vietnam Company Limited	Vietnam
PT Zoetis Animalhealth Indonesia	Indonesia
Salar MidCo AS	Norway
Salar TopCo AS	Norway
Synbiotics Europe S.A.S.	France
Synbiotics LLC	United States
Zoetis (Shenzhou) Manufacturing Co., Ltd.	China
Zoetis (Thailand) Limited	Thailand
Zoetis Animal Health Limited	United Kingdom
Zoetis Argentina S.R.L.	Argentina
Zoetis Australia Pty Ltd	Australia
Zoetis Australia Research & Manufacturing Pty Ltd	Australia
Zoetis B.V.	Netherlands
Zoetis Belgium S.A.	Belgium
Zoetis Biotech Manufacturing Limited	Taiwan
Zoetis Canada Inc.	Canada
Zoetis Ceská republika, s.r.o.	Czech Republic
Zoetis Colombia S.A.S.	Colombia
Zoetis Costa Rica, S.R.L.	Costa Rica
Zoetis de Chile S.A.	Chile
Zoetis de Uruguay S.R.L.	Uruguay
Zoetis Deutschland GmbH	Germany
Zoetis Egypt Import LLC	Egypt
Zoetis Egypt LLC	Egypt
Zoetis Egypt Pharmaceuticals LLC	Egypt
Zoetis Egypt Trading LLC	Egypt
Zoetis Enterprise Management (Shanghai) Co., Ltd.	China
Zoetis Finland Oy	Finland
Zoetis France	France
Zoetis Hayvan Sagligi Ltd. Sti.	Turkey
Zoetis Hellas S.A.	Greece
Zoetis Holdings LLC	United States
Zoetis Hungary Kft.	Hungary
Zoetis India Limited	India
Zoetis Indústria de Produtos Veterinários Ltda.	Brazil
Zoetis International Services	France
Zoetis Ireland Limited	Ireland

<u>SUBSIDIARY NAME</u>	<u>JURISDICTION OF INCORPORATION / FORMATION</u>
Zoetis Israël Holding B.V.	Netherlands
Zoetis Italia S.r.l.	Italy
Zoetis Japan Holding B.V.	Netherlands
Zoetis Japan K.K.	Japan
Zoetis Korea Ltd.	Korea, Republic of
Zoetis Lietuva UAB	Lithuania
Zoetis LLC	United States
Zoetis Luxembourg Holding S.à r.l.	Luxembourg
Zoetis Malaysia Sdn. Bhd.	Malaysia
Zoetis Manufacturing & Research Spain, S.L.	Spain
Zoetis Manufacturing Italia S.R.L.	Italy
Zoetis Medolla Manufacturing S.R.L.	Italy
Zoetis Mexico, S. de R.L. de C.V.	Mexico
Zoetis Netherlands 1 B.V.	Netherlands
Zoetis Netherlands 2 B.V.	Netherlands
Zoetis Netherlands 3 B.V.	Netherlands
Zoetis Netherlands Holdings B.V.	Netherlands
Zoetis New Zealand Limited	New Zealand
Zoetis OOO	Russian Federation
Zoetis Österreich GmbH	Austria
Zoetis Overseas Holding Cooperatief U.A.	Netherlands
Zoetis Overseas Services Inc.	United States
Zoetis Panama S. de R.L.	Panama
Zoetis Pharmaceutical Research Private Limited	India
Zoetis Philippines Inc.	Philippines
Zoetis Polska sp. z o.o	Poland
Zoetis Portugal, Lda.	Portugal
Zoetis Products Inc.	United States
Zoetis Romania SRL	Romania
Zoetis S.R.L.	Peru
Zoetis Salud Animal de Bolivia S.A.	Bolivia
Zoetis Schweiz GmbH	Switzerland
Zoetis Services LLC	United States
Zoetis Singapore Pte. Ltd.	Singapore
Zoetis South Africa (Pty) Ltd.	South Africa
Zoetis Spain, S.L.	Spain
Zoetis Suzhou Manufacturing Co., Ltd.	China
Zoetis Taiwan Limited	Taiwan
Zoetis Treasury Center BVBA	Belgium
Zoetis UK Limited	United Kingdom
Zoetis Ukraine LLC	Ukraine
Zoetis US LLC	United States
Zoetis Vietnam Limited Liability Company	Vietnam
Zoetis Weesp B.V.	Netherlands
Zoetis WLC LLC	United States
Zoetis Yantai Manufacturing Co., Ltd.	China
Zoetis, C.A.	Venezuela
ZOETISECUADOR Cia. Ltda.	Ecuador

[THIS PAGE INTENTIONALLY LEFT BLANK]

CONSENT OF INDEPENDENT REGISTERED PUBLIC ACCOUNTING FIRM

To the Board of Directors
Zoetis Inc.:

We consent to the incorporation by reference in the registration statements on Form S-8 Nos. (333-186367, 333-189573, and 333-200073) and Form S-3 (No. 333-205777) of Zoetis Inc. and subsidiaries (the Company) of our reports dated February 24, 2016, with respect to the consolidated balance sheets of Zoetis Inc. and subsidiaries as of December 31, 2015 and 2014, and the related consolidated statements of income, comprehensive income, equity and cash flows for each of the years in the three-year period ended December 31, 2015, and the related financial statement schedule II - Valuation and Qualifying Accounts, and the effectiveness of internal control over financial reporting as of December 31, 2015, which reports appear in the December 31, 2015 Annual Report on Form 10-K of Zoetis Inc. and subsidiaries.

Our report dated February 24, 2016, on the effectiveness of internal control over financial reporting as of December 31, 2015, contains an explanatory paragraph that management excluded from its assessment of the effectiveness of internal control over financial reporting as of December 31, 2015, Pharmaq's internal control over financial reporting associated with assets representing approximately 8% of consolidated assets, including goodwill, included in the consolidated financial statements of the Company as of December 31, 2015. Our audit of internal control over financial reporting of the Company also excluded an evaluation of the internal control over financial reporting of Pharmaq.

/s/ KPMG LLP
New York, New York
February 24, 2016

[THIS PAGE INTENTIONALLY LEFT BLANK]

**CERTIFICATION PURSUANT TO
SECTION 302 OF THE SARBANES-OXLEY ACT OF 2002**

I, Juan Ramón Alaix, certify that:

1. I have reviewed this Annual Report of Zoetis Inc. on Form 10-K for the period ending December 31, 2015, as filed with the Securities and Exchange Commission on the date hereof;
2. Based on my knowledge, this report does not contain any untrue statement of a material fact or omit to state a material fact necessary to make the statements made, in light of the circumstances under which such statements were made, not misleading with respect to the period covered by this report;
3. Based on my knowledge, the financial statements, and other financial information included in this report, fairly present in all material respects the financial condition, results of operations and cash flows of the Company as of, and for, the periods presented in this report;
4. The registrant's other certifying officer and I are responsible for establishing and maintaining disclosure controls and procedures (as defined in Exchange Act Rules 13a-15(e) and 15d-15(e)) and internal control over financial reporting (as defined in Exchange Act Rules 13a-15(f) and 15d-15(f)) for the registrant and have:
 - a) designed such disclosure controls and procedures, or caused such disclosure controls and procedures to be designed under our supervision, to ensure that material information relating to the registrant, including its consolidated subsidiaries, is made known to us by others within those entities, particularly during the period in which this report is being prepared;
 - b) designed such internal control over financial reporting, or caused such internal control over financial reporting to be designed under our supervision, to provide reasonable assurance regarding the reliability of financial reporting and the preparation of financial statements for external purposes in accordance with generally accepted accounting principles;
 - c) evaluated the effectiveness of the Company's disclosure controls and procedures and presented in this report our conclusions about the effectiveness of the disclosure controls and procedures, as of the end of the period covered by this report based on such evaluation; and
 - d) disclosed in this report any changes in the registrant's internal control over financial reporting that occurred during the registrant's most recent fiscal quarter that has materially affected, or is reasonably likely to materially affect, the registrant's internal control over financial reporting; and
5. The registrant's other certifying officer and I have disclosed, based on our most recent evaluation of internal control over financial reporting, to the registrant's auditors and to the audit committee of the registrant's board of directors:
 - a) all significant deficiencies and material weaknesses in the design or operation of internal control over financial reporting which are reasonably likely to adversely affect the registrant's ability to record, process, summarize and report financial information; and
 - b) any fraud, whether or not material, that involves management or other employees who have a significant role in the registrant's internal control over financial reporting.

February 24, 2016

By: /s/ JUAN RAMÓN ALAIX

Juan Ramón Alaix
Chief Executive Officer

[THIS PAGE INTENTIONALLY LEFT BLANK]

**CERTIFICATION PURSUANT TO
SECTION 302 OF THE SARBANES-OXLEY ACT OF 2002**

I, Paul S. Herendeen, certify that:

1. I have reviewed this Annual Report of Zoetis Inc. on Form 10-K for the period ending December 31, 2015, as filed with the Securities and Exchange Commission on the date hereof;
2. Based on my knowledge, this report does not contain any untrue statement of a material fact or omit to state a material fact necessary to make the statements made, in light of the circumstances under which such statements were made, not misleading with respect to the period covered by this report;
3. Based on my knowledge, the financial statements, and other financial information included in this report, fairly present in all material respects the financial condition, results of operations and cash flows of the Company as of, and for, the periods presented in this report;
4. The registrant's other certifying officer and I are responsible for establishing and maintaining disclosure controls and procedures (as defined in Exchange Act Rules 13a-15(e) and 15d-15(e)) and internal control over financial reporting (as defined in Exchange Act Rules 13a-15(f) and 15d-15(f)) for the registrant and have:
 - a) designed such disclosure controls and procedures, or caused such disclosure controls and procedures to be designed under our supervision, to ensure that material information relating to the registrant, including its consolidated subsidiaries, is made known to us by others within those entities, particularly during the period in which this report is being prepared;
 - b) designed such internal control over financial reporting, or caused such internal control over financial reporting to be designed under our supervision, to provide reasonable assurance regarding the reliability of financial reporting and the preparation of financial statements for external purposes in accordance with generally accepted accounting principles;
 - c) evaluated the effectiveness of the Company's disclosure controls and procedures and presented in this report our conclusions about the effectiveness of the disclosure controls and procedures, as of the end of the period covered by this report based on such evaluation; and
 - d) disclosed in this report any changes in the registrant's internal control over financial reporting that occurred during the registrant's most recent fiscal quarter that has materially affected, or is reasonably likely to materially affect, the registrant's internal control over financial reporting; and
5. The registrant's other certifying officer and I have disclosed, based on our most recent evaluation of internal control over financial reporting, to the registrant's auditors and to the audit committee of the registrant's board of directors:
 - a) all significant deficiencies and material weaknesses in the design or operation of internal control over financial reporting which are reasonably likely to adversely affect the registrant's ability to record, process, summarize and report financial information; and
 - b) any fraud, whether or not material, that involves management or other employees who have a significant role in the registrant's internal control over financial reporting.

February 24, 2016

By: /s/ PAUL S. HERENDEEN
Paul S. Herendeen
Chief Financial Officer

[THIS PAGE INTENTIONALLY LEFT BLANK]

**CERTIFICATION OF CHIEF EXECUTIVE OFFICER
PURSUANT TO 18 U.S.C. SECTION 1350, AS ADOPTED PURSUANT TO
SECTION 906 OF THE SARBANES-OXLEY ACT OF 2002**

Pursuant to 18 U.S.C. §1350, I, Juan Ramón Alaix, Chief Executive Officer, hereby certify that, to the best of my knowledge, the Annual Report on Form 10-K of Zoetis Inc. for the period ended December 31, 2015 (the "Report") (1) fully complies with Section 13(a) or 15(d) of the Securities Exchange Act of 1934; and (2) the information contained in the Report fairly presents, in all material respects, the financial condition and results of operations of Zoetis Inc.

February 24, 2016

By: /s/ JUAN RAMÓN ALAIX

Juan Ramón Alaix

Chief Executive Officer

[THIS PAGE INTENTIONALLY LEFT BLANK]

**CERTIFICATION OF CHIEF FINANCIAL OFFICER
PURSUANT TO 18 U.S.C. SECTION 1350, AS ADOPTED PURSUANT TO
SECTION 906 OF THE SARBANES-OXLEY ACT OF 2002**

Pursuant to 18 U.S.C. §1350, I, Paul S. Herendeen, Chief Financial Officer, hereby certify that, to the best of my knowledge, the Annual Report on Form 10-K of Zoetis Inc. for the period ended December 31, 2015 (the "Report") (1) fully complies with Section 13(a) or 15(d) of the Securities Exchange Act of 1934; and (2) the information contained in the Report fairly presents, in all material respects, the financial condition and results of operations of Zoetis Inc.

February 24, 2016

By: /s/ PAUL S. HERENDEEN
Paul S. Herendeen
Chief Financial Officer

[THIS PAGE INTENTIONALLY LEFT BLANK]

SHAREHOLDER INFORMATION

ZOETIS GLOBAL HEADQUARTERS

100 Campus Drive
Florham Park, NJ 07932
1 (973) 822-7000

STOCK LISTING

Zoetis common stock is listed on the New York Stock Exchange under the ticker symbol ZTS.

ANNUAL MEETING OF SHAREHOLDERS

The Zoetis Annual Meeting of Shareholders will be held on May 12, 2016, 10:00 a.m. ET at the Short Hills Hilton, 41 John F Kennedy Pkwy, Short Hills, NJ 07078.

TRANSFER AGENT

Questions and communications regarding transfer of stock, dividends, cost-basis information, and address changes should be directed to our transfer agent and registrar, Computershare Trust Company, N.A., as follows:

Shareholder correspondence

should be mailed to:

Computershare
P.O. Box 30170
College Station, TX 77842-3170

Overnight correspondence

should be mailed to:

Computershare
211 Quality Circle, Suite 210
College Station, TX 77845

Telephone:

Within the U.S.: 1 (800) 446-2617
Outside the U.S.: 1 (781) 575-2725

Website:

www.computershare.com/investor

CORPORATE GOVERNANCE

Copies of our 2015 Annual Report on Form 10-K, Quarterly Reports on Form 10-Q, and Current Reports on Form 8-K to the Securities and Exchange Commission, Proxy Statement, and this Annual Report are available online at investor.zoetis.com.

In addition, shareholders can view our Corporate Governance Principles; Director Qualification Standards; Director Code of Conduct; Charters of the Audit Committee, Compensation Committee and Corporate Governance Committee; and other corporate governance materials at www.zoetis.com/about/corporate-governance.

Copies of our SEC filings and corporate governance documents are available to shareholders without charge upon written request to the Secretary at our global headquarters.

ZOETIS ON THE WEB

You can find more information about Zoetis, including financial results, press releases, career opportunities, news on Zoetis products and services, and other activities, at our website www.zoetis.com.

Real-time information about Zoetis can be found on our Facebook and Twitter pages (www.facebook.com/zoetis and www.twitter.com/zoetis), on our YouTube channel (www.youtube.com/ZoetisInc), and on LinkedIn (www.linkedin.com/company/zoetis).

SHAREHOLDER SERVICES

If you have a question for us and cannot find an answer on our website, please write to us at Zoetis Shareholder Services, 100 Campus Drive, Florham Park, NJ 07932, or email us at shareholderservices@zoetis.com.

FORWARD-LOOKING STATEMENTS

Please refer to our 2015 Form 10-K for a description of the substantial risks and uncertainties related to the forward-looking statements included in this Annual Report. Our Form 10-K is available on our website at investor.zoetis.com/sec-filings and on the Security and Exchange Commission's website at www.sec.gov.

The trademarks, logos and service marks appearing in this Annual Report, whether or not appearing with a trademark symbol, are owned and licensed by Zoetis Inc. or its affiliates.

© 2016 Zoetis Inc. All rights reserved.

Design: Ideas On Purpose, NY



