

TRANSFORMING LIVES, DELIVERING RESULTS

Investor Fact Sheet

August 2026

CORPORATE PROFILE

Knight Therapeutics Inc. (TSX: GUD) is a pan-American (ex-USA) pharmaceutical company focused on acquiring, in-licensing, out-licensing, manufacturing, marketing and distributing pharmaceutical products in Canada, Latin America and select international markets with over 150 products and over 20 partners. Knight's Latin American subsidiaries operate under United Medical, Biotoscana Farma and Laboratorio LKM. Knight is headquartered in Montreal, Quebec, Canada and has over 800 employees.

OUR FOOTPRINT

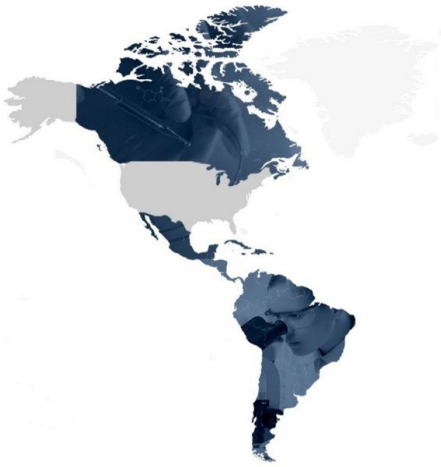

- Over $547M in Revenue
- 11 Countries plus distributors in Central America and the Caribbean
- 800+ Employees
- 150+ Products
  25+ Pipeline & early launch products
- 20+ Partners
- 3 Manufacturing Plants
  1 R&D Center
  1 Regional Distribution Center

FINANCIAL RESULTS

In '000s of CAD except per share amounts

	Q2 2026	Q2 2025	**TTM Q2-2026**	TTM Q2- 2025
Revenues	**144,212**	107,358	**547,305**	384,561
Non-GAAP measures:				
Adjusted Revenue[1]	**143,969**	108,541	**547,394**	382,016
Adjusted EBITDA[1]	**24,569**	15,507	**97,922**	56,070
Per share[1]	**0.25**	0.16	**1.00**	0.57
Cash inflow from operations	**29,523**	20,252	**94,810**	30,407
	6-30-2026	12-31-2025		
Net cash[2], marketable securities and financial assets	**167,862**	125,818		
Per share	**1.71**	1.27		

1 Adjusted Revenue, Adjusted EBITDA and Adjusted EBITDA per share are Non-IFRS measures and do not have any standardized meaning under IFRS. As a result, the information presented may not be comparable to similar measures presented by other companies. Refer to Section 7 — Financial Results under Non-IFRS measures in the Management´s Discussion and Analysis for additional details.

2 Net of bank loans.

MARKET FACTS

(As at August 7, 2026)
TSX: GUD
Share Price: $9.76
Shares Outstanding: 98.2M
Market Capitalization: $959M

MANAGEMENT TEAM

Samira Sakhia
President and CEO

Amal Khouri
Chief Business Officer

Arvind Utchanah
Chief Financial Officer

Susan Emblem
Global VP Human Resources

Monica Percario
Global VP Regulatory and Quality

Leopoldo Bosano
Global VP Manufacturing and Operations

Cristina Viayna
Global VP Marketing

Melanie Groleau
Global VP Medical and Clinical

BOARD OF DIRECTORS

Jonathan Ross Goodman
(Executive Chairman)

James Gale
(Lead Director)

Samira Sakhia

Robert Lande

Janice Murray

Michael Tremblay

Nicolás Sujoy

INVESTOR CONTACT

Samira Sakhia

Arvind Utchanah

E-mail: IR@knighttx.com
Website: www.knighttx.com

ADJUSTED REVENUE[1] BY PRODUCT PORTFOLIO

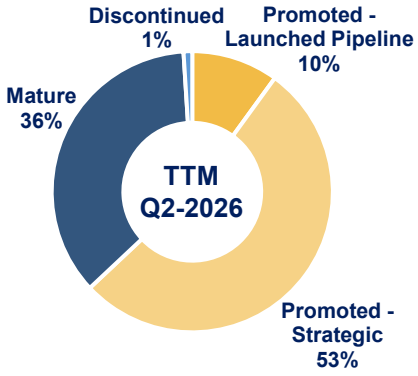

ADJUSTED REVENUE[1] BY GEOGRAPHY

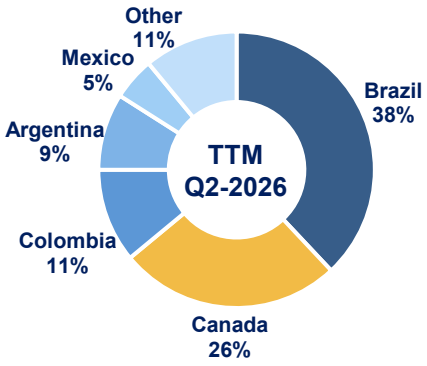

ADJUSTED REVENUE[1] BY GEOGRAPHY

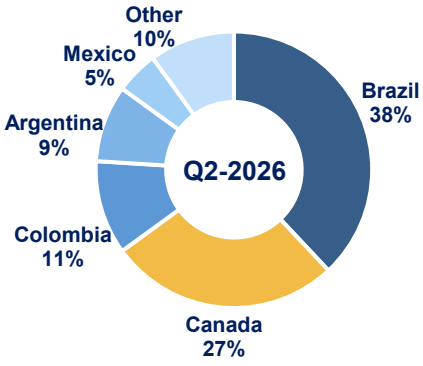

FINANCIAL HIGHLIGHTS

ADJUSTED REVENUE[1] BY THERAPEUTIC AREA

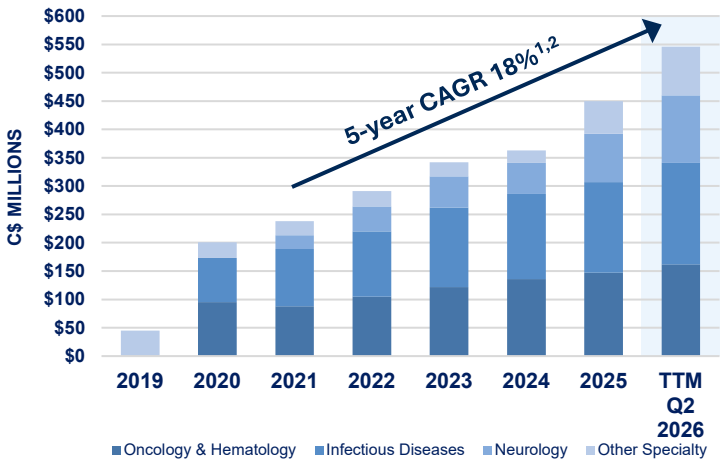

2026 Revenue Guidance
Between $540 - $560M
(at least 20% growth over 2025)

ADJUSTED EBITDA[1]

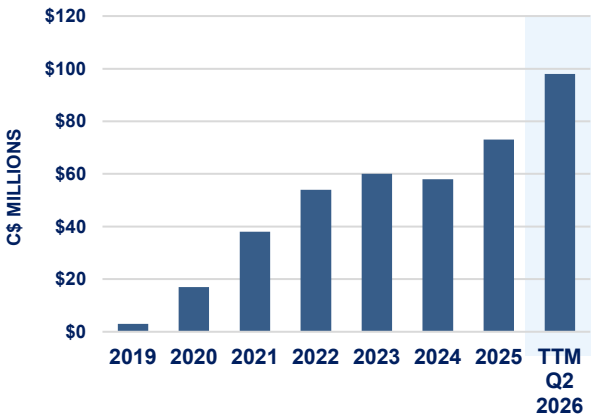

2026 EBITDA Guidance
At least 15% Adjusted Revenues
(at least 10% growth over 2025)

1 Adjusted Revenues, Adjusted EBITDA and CAGR on Adjusted Revenues are Non-IFRS measures and do not have any standardized meaning under IFRS. As a result, the information presented may not be comparable to similar measures presented by other companies. Refer to Section 7 — Financial Results under Non-IFRS measures in the Management´s Discussion and Analysis for additional details.

2 Growth as CAGR on Adjusted Revenue represents the compound annual growth rate, calculated as (Adjusted Revenue for TTM 2026 ÷ Adjusted Revenue for 2021) (1/number of years) − 1.

INVESTMENT HIGHLIGHTS

- Strong regional infrastructure with a unique footprint in Canada and across 11 countries in Latin America
- Experienced and dynamic management team
- Proven ability to develop a rich pipeline of new products and to secure mutually beneficial transactions
- Proven track record of profitable growth
- Financial strength to execute our strategy

ANALYST COVERAGE

Bloom Burton & Co.
David Martin

Canaccord Genuity
Tania Armstrong-Whitworth

Raymond James
Michael Freeman

Stifel GMP
Justin Keywood

Research Capital
Andre Uddin

Paradigm Capital Inc
Scott McAuley

RBC Capital Markets
Douglas Miehm