Seadrill XOAS: SDRL

2Q22 Earnings Presentation



Disclaimer

We have prepared this document solely for informational purposes. You should not definitively rely upon it or use it to form the definitive basis for any decision, contract, commitment or action whatsoever, with respect to any proposed transaction or otherwise.

The information contained herein includes certain statements, Estimates and projections with respect to our anticipated future performance (including illustrative returns on equity) and anticipated industry trends. Forward-looking statements include words or phrases such as "anticipate," "believe," "estimate," "expect," "intend," “likely,” "plan," "project," "could," "may," "might," "should," "will" and similar words and specifically include statements regarding expected financial performance; expected utilization, day rates, revenues, operating expenses, rig commitments and availability, cash flow, contract status, terms and duration, contract backlog, capital expenditures, insurance, financing and funding; the effect, impact, potential duration and other implications of the ongoing COVID-19 pandemic; impact of our emergence from bankruptcy; the offshore drilling market, including supply and demand, customer drilling programs, stacking of rigs, effects of new rigs on the market and effects of declines in commodity prices; expected work commitments, awards and contracts; effective tax rates; letters of intent; scheduled delivery dates for rigs; the timing of delivery, mobilization, contract commencement, availability, relocation or other movement of rigs; future rig reactivations; expected divestitures of assets; general market, business and industry conditions, trends and outlook; future operations; increasing regulatory complexity; the outcome of tax disputes, assessments and settlements; and expense management. Such statements, Estimates and projections reflect various assumptions concerning anticipated results and industry trends, which assumptions may or may not prove to be correct. Actual results and trends may vary materially and adversely from the projections contained herein. We have prepared this document and the analyses contained in it based, in part, on certain assumptions and information obtained by us from the recipient, its directors, officers, employees, agents, affiliates and/or from other sources. Our use of such assumptions and information does not imply that we have independently verified or necessarily agree with any of such assumptions or information, and we have assumed and relied upon the accuracy and completeness of such assumptions and information for purposes of this document. Neither we nor any of our affiliates, or our or their respective officers, employees, advisors or agents, make any representation or warranty, express or implied, in relation to the accuracy or completeness of the information contained in this document or any oral information provided in connection herewith, or any data it generates and accept no responsibility, obligation or liability (whether direct or indirect, in contract, tort or otherwise) in relation to any of such information. We and our affiliates and our and their respective officers, employees, advisors and agents expressly disclaim any and all liability which may be based on this document and any errors therein or omissions therefrom. Neither we nor any of our affiliates, or our or their respective officers, employees, advisors or agents, make any representation or warranty, express or implied, that any transaction has been or may be effected on the terms or in the manner stated in this document, or as to the achievement or reasonableness of future projections, management targets, Estimates, prospects or returns, if any. Any views or terms contained herein are preliminary only, and are based on financial, economic, market and other conditions prevailing as of the date of this document or as at the date stated in respect of that information and are therefore subject to change. We undertake no obligation or responsibility to update any of the information contained in this document. Past performance does not guarantee or predict future performance. Any and all trademarks and trade names referred to in this presentation are the property of their respective owners. In this presentation, we rely on and refer to information and statistics regarding market participants in our industry and other industry data. We obtained this information and statistics from third-party sources, including reports by market research firms and company filings. We have not independently verified the data obtained from these sources and cannot assure you of the data's accuracy or completeness.

This document and the information contained herein do not constitute an offer to sell or the solicitation of an offer to buy any security, commodity or instrument or related derivative, nor do they constitute an offer or commitment to lend, syndicate or arrange a financing, underwrite or purchase or act as an agent or advisor or in any other capacity with respect to any transaction, or commit capital, or to participate in any trading strategies, and do not constitute legal, regulatory, accounting or tax advice to the recipient. We recommend that the recipient seek independent third party legal, regulatory, accounting and tax advice regarding the contents of this document. This document does not constitute and should not be considered as any form of financial opinion or recommendation by us or any of our affiliates. This document is not a research report and was not prepared by the research department of Seadrill Limited or any of its affiliates.

2Q22 at a glance

$284m

Steady operating revenues in line with expectation

$75m

Strong adj. EBITDA, supported by high utilization

$940m

Backlog added during the quarter

1.32

Outperforming TRIF industry standards of 1.75

22

Rigs currently in operation across 5 continents*

6

Rig reactivation and contract preparation projects ongoing to service long-term contracts

98% Technical

98% Economic

Maintaining high utilization



* Owned and managed operating rigs

Overview of the ADES jack-up transaction

Transaction Overview

- ✓ Seadrill has entered into a binding agreement with subsidiaries of ADES Arabia Holding Ltd ("ADES") to sell seven jack-ups in the Kingdom of Saudi Arabia and the associated business
- ✓ Upon completion, the ownership of the seven rigs as well as employment of the crews and the drilling contracts will be transferred to ADES
- ✓ The total consideration is $628 million in cash, subject to adjustment for working capital and other items, and reimbursement to Seadrill for any project costs spent at the time of closing in relation to the reactivation of the three stacked jack-ups
- ✓ This translates into approximately $100 million per rig on a ready to drill basis

	Rig Name	Built	Client /Status
	AOD I	2013	Saudi Aramco Operating
	AOD II	2013	Saudi Aramco Operating
	AOD III	2013	Saudi Aramco Operating
	West Calisto	2010	Saudi Aramco Operating
	West Ariel	2008	Undisclosed Client Contract Prep.
	West Cressida	2009	Undisclosed Client Contract Prep.
	West Leda	2010	Undisclosed Client Contract Prep.

Strategic Rationale

Monetize assets at attractive values

Significantly deleverage the balance sheet

Maintain advantaged positioning in core markets

High value, high quality contract wins added to backlog

Order Backlog as at August 31, 2022



Floaters **$1.6bn**



Harsh Environment **$0.6bn**



Jack-ups **$0.8bn**

Approximately $1 billion added to backlog since the start of 2Q22



$159m*
Angola
TotalEnergies



$217m
US Gulf of Mexico
Talos / LLOG



$305m
Middle East
Undisclosed client



$361m
Middle East
Saudi Aramco

Substantial contract additions outstripping backlog consumption

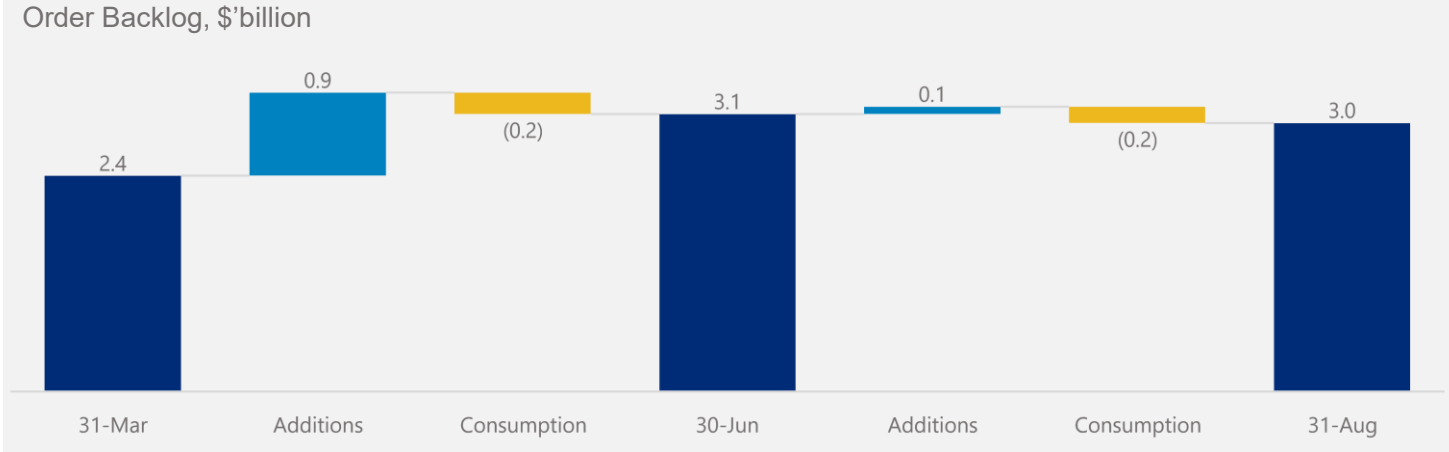

* TotalEnergies contract is with Sonadrill. Seadrill to receive a management fee for managing and operating the rig on behalf of Sonadrill

Operational and market overview

Strong market recovery*

Benign UDW fixtures (new mutual, $k/d)

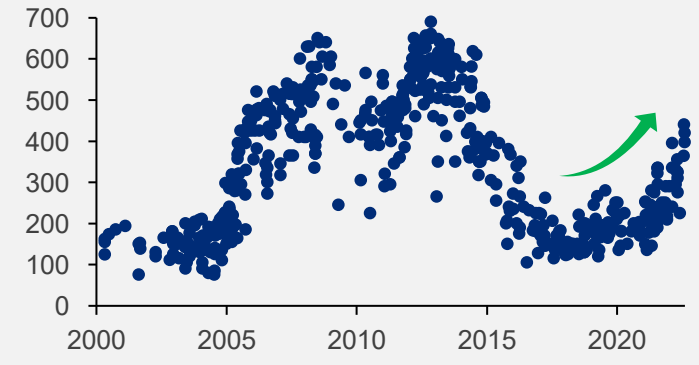

Marketed utilization of benign UDW floaters

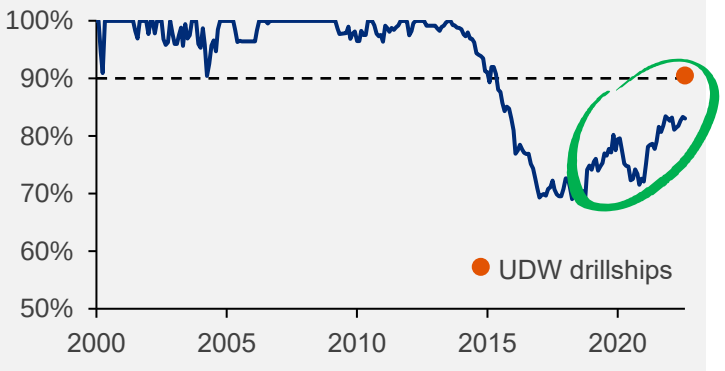

Strategically positioned across key geographies



Well-positioned to benefit from UDW recovery from strong relationships with key operators

* Benign UDWs defined as rigs with rig water depth ≥ 7,500m and a non-harsh market category in IHS Rigpoint. Data as of 28 August 2022. Source: IHS Rigpoint, DNB Markets

2Q22 Review



Revenue and EBITDA performance

Strong quarterly performance, in line with expectations

Income highlights	2Q22	1Q22	%
In $'million	Successor	Combined*	
Total operating revenue	284	293	(3)
Adjusted EBITDA	75	78	(4)
Adjusted EBITDA margin (%)	26.4	26.6	(1)

- ✓ **Revenue marginally lower quarter-on-quarter, largely driven by shipyard time for the West Saturn and completion of West Bollsta operations, partially offset by higher dayrates on the Sevan Louisiana and West Hercules**
- ✓ **Management contract revenue and other revenues remained relatively consistent with 1Q22**
- ✓ **Strong adj. EBITDA continued in line with expectations, supported by high rig utilization**

High economic utilization supporting revenue and earnings



West Tellus
Continued operations in Brazil with Shell, which are expected to conclude early September, when the rig will begin preparatory work for Petrobras campaign



Quenguela
First full quarter of operations in Angola with TotalEnergies for the rig's maiden campaign



Sevan Louisiana
Continued operations in the US GoM with ENI, which concluded in Q3, when the rig commenced follow-on operations with Talos



West Hercules
Mobilized to Canada and commenced follow-on operations with Equinor

* Combined non-GAAP results for successor and predecessor period from January 1, 2022 to March 31, 2022. Refer to the financial highlight section "Fresh Start accounting" within the 1Q22 earnings report for more details

Balance sheet and capital structure

Strong capital structure, with access to additional liquidity

In $'million	June 30, 2022	March 31, 2022
Cash and cash equivalents	336	393
Restricted cash	132	160
Other current assets	447	410
Non-current assets	2,008	2,008
Total assets	**2,923**	**2,971**
Other current liabilities	337	348
Non-current liabilities	1,116	1,120
Equity	1,470	1,503
Total liabilities and equity	**2,923**	**2,971**

- ✓ **Invested in our existing drilling fleet in preparation for long-term contracts across key basins**
- ✓ **Sustained ample liquidity across the period, supported by favourable EBITDA**
- ✓ **Net debt increased quarter-on-quarter, mainly as a result of capex on strategic reactivations and capitalization of interest on second lien debt**

Current build-up to net debt

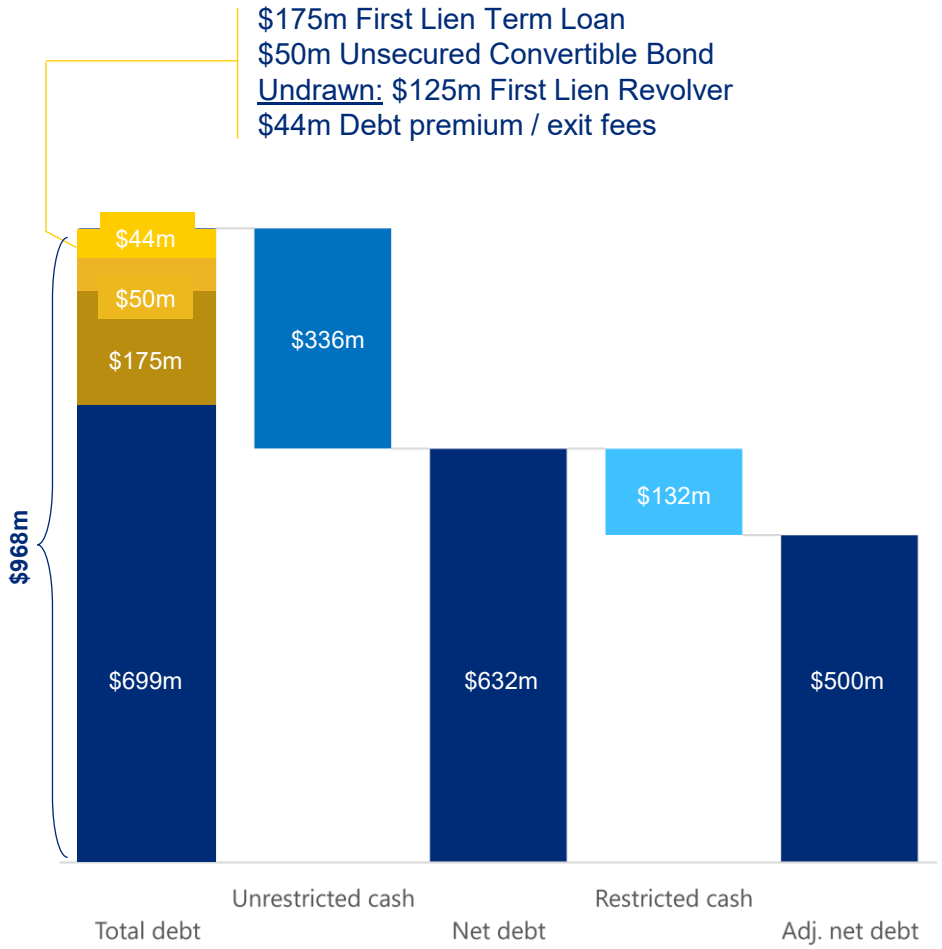

Revenue, EBITDA and CAPEX guidance for FY22

$1.050bn - $1.125bn	$240m - $280m	$320m - $360m
Total Revenue	**Adjusted EBITDA**	**CAPEX and long-term maintenance**

Guidance notes

1. Full Year 2022 Guidance is a non-GAAP financial measure, including predecessor period.
2. Total Revenue excludes forecasted mobilization revenues to be received of approximately $65 million which will be deferred on the balance sheet and amortized through revenue over firm contract periods beyond 2022
3. Adjusted EBITDA excludes both forecasted mobilization revenue and forecasted mobilization costs to be incurred of approximately $95 million which will be deferred on the balance sheet and amortized through operating expenses over firm contract periods beyond 2022
4. Capital Expenditure includes upgrades, special periodic surveys, reactivations and long-term maintenance but excludes mobilization costs which are deferred on the balance sheet and amortized through operating expenses over the firm term of the relevant contract. Several reactivation and upgrade projects are expected to span the year-end and could materially impact the level of expenditure recognized in 2022 compared with the guidance provided
5. The guidance provided above has not been adjusted to reflect the potential closing of the announced jack-up sale in 2022. However, the announced sale is not expected to have a material impact on our revenue and EBITDA guidance for 2022. Our capex and long-term maintenance guidance range of $320 - $360 million could change materially depending on the date the transaction closes. Approximately $120 million of expenditures relating to the reactivation and upgrading of the West Leda, West Ariel and West Cressida is included within the range disclosed. The range is likely to reduce to the extent the transaction closes prior to year-end as expenditures subsequent to the transaction closing will be incurred by the buyer. Furthermore, any such capital expenditures incurred on these rigs prior to closing will be fully reimbursed by the buyer on closing of the transaction.

Q&A




Seadrill
NO SMOKING
WEST GEMINI
WEST GEMINI
WEST GEMINI