

Ready for Next

**Powering Digital
Transformation**

Scaling a Global Fintech Leader

At-a-Glance

Broadridge provides the critical infrastructure that powers investing, corporate governance, and communications to enable better financial lives. Our technology-driven solutions drive digital transformation to help our clients get ahead of today's challenges to capitalize on what's next.

FISCAL YEAR 2022 RESULTS

RECURRING
FEE REVENUE

\$3.75B

▲ UP 16%

ADJUSTED EARNINGS
PER SHARE

\$6.46

▲ UP 14%

FISCAL 2023
ANNUAL DIVIDEND

\$2.90

▲ UP 13%

CONTENTS

1	CEO Letter	16	Directors and Executive Leadership Team
11	2022 Financial Highlights		
12	Making a Difference	IBC	Corporate Information
14	Explanation and Reconciliation of the Company's Use of Non-GAAP Financial Measures		



TIM GOKEY

Chief Executive Officer

“Our critical next-generation technologies and data are helping companies drive growth, improve efficiency, and make financial services better.”

Dear Stockholders,

Entering fiscal year 2023, I have never been more excited about Broadridge's potential.

We are proud of our focus on long-term growth, and our strong fiscal year 2022 results position Broadridge to deliver at or above the higher end of our objectives for the three-year period ending in June 2023, including double-digit top- and bottom-line growth. We continue to benefit from attractive, multi-decade trends, and we are scaling a global fintech leader with a clear plan to help drive the digital transformation of our industry across our Governance, Capital Markets and Wealth & Investment Management franchises. In keeping with our long-term growth approach, we have maintained our disciplined capital allocation strategy, prioritizing investments in innovative platforms alongside a strong and growing dividend. Finally, we are pursuing this growth the right way, with the Service-Profit Chain and sustainability as foundations. As a result, we expect the combination of strong underlying trends, continued execution, and disciplined investments to drive growth in fiscal year 2023 and beyond, creating attractive long-term value for our clients, shareholders, and associates.

Another Strong Year

Fiscal year 2022 was another strong year for Broadridge. Recurring revenues increased 16%, Adjusted earnings per share rose 14%, and we marked the eleventh consecutive year of record Closed sales. Recurring revenues were driven by 9% organic growth, along with the successful integration and strong performance of our Itiviti acquisition. We again exceeded our annual Adjusted operating income margin expansion target, helping to drive earnings growth while continuing to reinvest in our business. Those strong results enabled us to raise our annual dividend by 13% for fiscal year 2023. Broadridge has now increased its dividend every year since becoming an independent company, including double-digit increases in 10 of the last 11 years.

SCALING A GLOBAL FINTECH LEADER ACROSS FINANCIAL SERVICES

\$9T

Powering \$9 trillion per day in
fixed income and equity trades

750M

Managing proxy voting for
750 million equity shareholder
positions

7B

Distributing more than
7 billion critical communications
each year



Recognized in the category
of Financial Data Services.



The eighth consecutive
year being recognized as a
leading Fintech company.

Our performance reflects the strength and resilience of our business model and the consistent execution of our long-term growth plans, ensuring clients are *Ready for Next* by developing innovative, industry-leading solutions. Our critical next-generation technologies and data are helping companies drive growth, improve efficiency, and make financial services better. It's no coincidence that for the eighth consecutive year we have been named to the IDC FinTech Rankings and this year earned recognition as an IDC Rising Star.

Broadridge's solutions empower clients and investors as they look to engage in the market, participate in the governance process, and better their financial lives. Fiscal year 2022 was a year in which Broadridge achieved meaningful milestones across all three of our franchise businesses of Governance, Capital Markets, and Wealth & Investment Management, and we are building on this momentum in fiscal year 2023. Simply put, the value of the services we provide has never been greater.

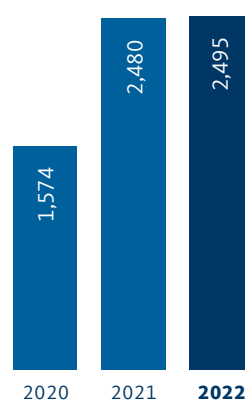
Attractive Long-Term Trends

Broadridge's growth continues to be driven by sustained, multi-decade market trends, including increased investor participation in financial markets and the ongoing digitization and transformation of the financial services industry. These trends remain strong even as we go through a period of increased economic uncertainty. From our unique position at the center of the equities, fixed income, and fund markets, we see that investors remain engaged and position growth remains robust. Facing ever-increasing competition and a surge in regulatory changes, broker and asset management clients continue to invest to digitize their businesses. Our clients across the globe continue to actively pursue industry solutions that address common needs and digital innovation in areas where they seek to differentiate. That gives us confidence in our ability to deliver continued growth in fiscal year 2023.

More broadly, the financial services industry is evolving at a rapid pace, and our clients continue to invest to meet the ever-changing demands of their customers who have come to expect speed, convenience, and a platform for their voices to be heard. Global banks today, the majority of which are Broadridge clients, spend over \$200 billion in aggregate on technology and operations. As our clients face continued margin compression and market pressures, they are in greater need of the kinds of cost-efficient mutualized solutions we provide. Our deep financial services expertise, strong client relationships, and broad suite of technology-driven solutions position Broadridge to meet our clients' long-term needs.

DIGITIZING ANNUAL MEETINGS: ENHANCING VIRTUAL SHAREHOLDER MEETINGS (VSM)

Total number of meetings each fiscal year



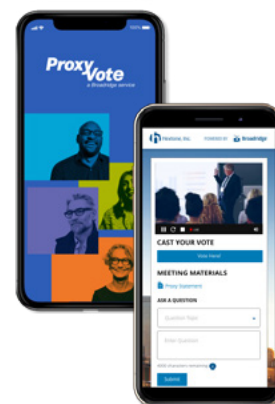
DIGITIZING SHAREHOLDER VOTING

97%

of the voted shares were cast electronically through Broadridge's platforms for retail and institutional shareholders

86%

of equity proxies were processed digitally, reducing costs for our clients and lowering our industry's carbon footprint



A Clear Plan to Drive Digital Transformation

With these tailwinds at our back, Broadridge continues to power digital transformation. We are investing in talent, innovative solutions, and the underlying technology and data that will enhance the value of our platforms over time. We are executing a clear strategy to drive long-term growth: extending our Governance business by driving digital engagement; growing our Capital Markets capabilities by leveraging a suite of solutions covering the entire trade lifecycle; and building our Wealth & Investment Management franchise by delivering on the capabilities that make up our open wealth platform.

EXTENDING GOVERNANCE

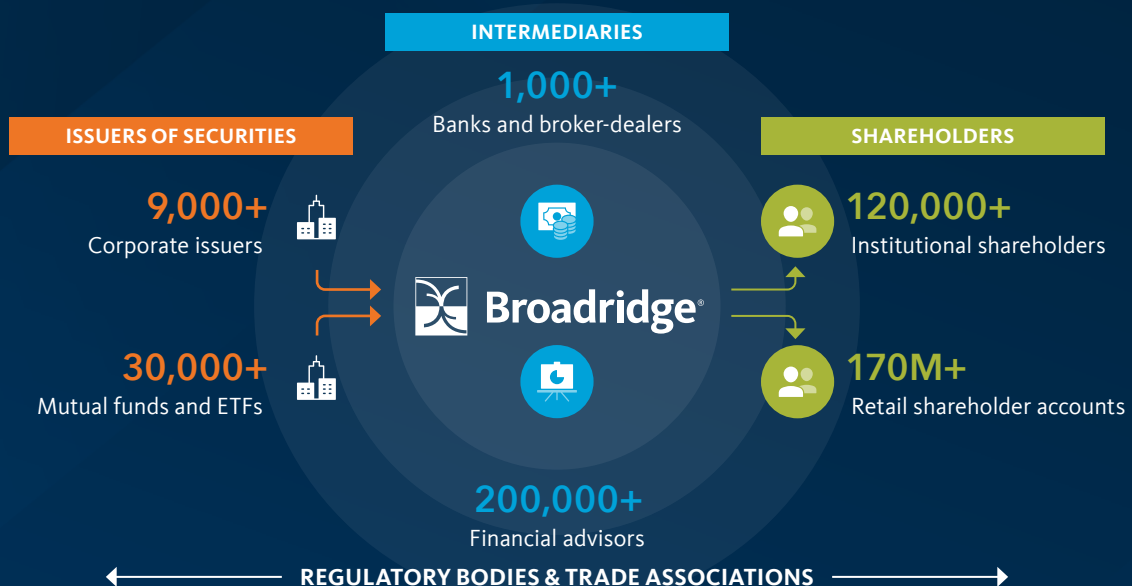
We operate at the center of a governance network linking hundreds of broker-dealers and wealth managers, thousands of public companies, tens of thousands of funds and institutional investors, and tens of millions

of individual investors. We are actively investing to extend our suite of services and drive digitization across that network. We are making it easier for investors to vote, lowering the cost of shareholder engagement, leveraging Broadridge's unmatched data and analytics capabilities.

In fiscal year 2022, Recurring revenues in our Investor Communication Solutions, or ICS, segment increased 11%, to \$2.3 billion, driven by increased investor participation and revenue from new sales. Equity position growth, our measure of the number of positions held by public company shareholders, remained well above the historical trend at 18%. We also benefited from strong growth in the number of fund investors, with mutual fund and ETF position growth of 14%.

Importantly, we continue to deliver increased digitization across our regulatory communications business. Proxy digitization rates reached 86%, up from 81% two years ago. For funds, digitization was 78%, up from 69% two years prior.

BROADRIDGE SITS AT THE CENTER OF THE CORPORATE GOVERNANCE NETWORK



Applied across approximately 2.2 billion shareholder communications, those changes generated tens of millions in incremental savings for issuers and funds. In addition, higher digitization rates also drive sustainability goals, reducing the need for paper and lowering greenhouse gas (GHG) emissions related to the distribution of printed materials.

Our growth is also propelled by the innovation we are delivering across the governance network. For our broker-dealer clients, we instituted end-to-end vote confirmation for nearly 3,000 public companies and have rolled out universal proxy functionality. For fund companies, we are making it possible for the world's largest fund manager to provide pass-through voting to its clients, we launched a new cloud-based European funds reporting platform, and we continue to grow our data and analytics solutions. For issuers, Broadridge has enabled increased investor engagement by upgrading our Virtual Shareholder Meeting platform serving almost 2,500 annual meetings. Our ProxyVote app was enhanced to include personal voting preference alerts and meeting results. Finally, we won a mandate to provide the core digital communications infrastructure for a tier one wealth manager, advancing our strategy of adding higher-margin digital revenue to our communications product line.

GROWING CAPITAL MARKETS

Broadridge continues to lead the way in driving trading innovation and enhancing efficiency across the capital markets trade lifecycle. Last year's acquisition of Itiviti, now named Broadridge Trading and Connectivity Solutions (BTCS), provides leading front-office capabilities that have meaningfully extended our franchise and deepened our client relationships. As a result, Capital Markets Recurring revenues increased 39% to \$921 million, including 5% organic growth, as a result of the strong contribution from BTCS.

Our performance since acquiring BTCS in May 2021 has only strengthened our conviction in the strategic and financial benefits of the acquisition. The addition of BTCS's front office and connectivity solutions has added value to Broadridge clients across the trade lifecycle, and more clients are turning to Broadridge as a critical partner as they embark on the multi-year process of modernizing their trading infrastructure. BTCS has also significantly expanded our global footprint, with Broadridge's total revenue outside of North America increasing 60% since the close of the transaction. Financially, BTCS exceeded our year-one expectations for revenues and earnings, and we generated almost \$10 million in combined revenue and cost synergies. Our incremental scale led to more than \$30 million in Closed sales, giving us confidence that BTCS will generate strong growth in fiscal year 2023 and beyond.

Beyond BTCS, our organic growth continues to be driven by the addition of new clients to our global post-trade platform. We are also developing enterprise and network solutions, including our blockchain-enabled Distributed Ledger Repo solution, where average volume has increased to over \$50 billion per day and is expected to continue to rise as new clients come on board.

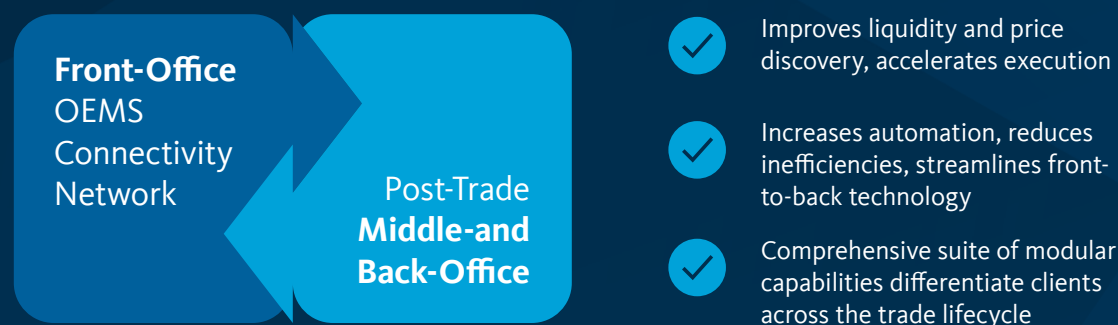
DIGITIZING CAPITAL MARKETS

\$50B

Average daily volume across
Broadridge's blockchain enabled
Distributed Ledger Repo solution

DIGITALLY TRANSFORMING CAPITAL MARKETS

In 2021 Broadridge acquired Itiviti, enhancing its position as a global tech leader across the trade lifecycle. Itiviti has since been re-branded to Broadridge Trading and Connectivity Solutions (BTCS).



AWARD WINNING DIGITAL TRANSFORMATION

Recent Recognition of Innovative Technology and Transformation Efforts

2022 Goodacre's Systems in The City Awards

Best Global Proxy Voting Service Award

2022 Global Custodian Leaders in Custody Awards

Innovation Award for Global Proxy Voting

2022 WatersTechnology Sell-Side Technology Awards Winner

Best Outstanding Provider to the Sell-Side

2022 WatersTechnology Rankings Winner

Best Distributed-Ledger Technology Provider

2022 FTF News Technology Innovation Awards

Best Buy-Side Operations Outsourcing Solution

2022 Chartis RiskTech100 Awards-OpsTech

Fees & Commissions Category Award

2022 Chartis RiskTech100 Awards-OpsTech

Fixed-Income Support Services

BUILDING WEALTH & INVESTMENT MANAGEMENT

Within our Wealth & Investment Management franchise, Broadridge is incorporating next-generation technology to deliver new component solutions and develop an agile, modular, and open platform that will link the full suite of our capabilities. Wealth & Investment Management Recurring revenues increased 5% in fiscal year 2022 to \$554 million. New sales more than offset the impact of lower trading volumes as we lapped the peak of the meme stock phenomenon in the second half of the year.

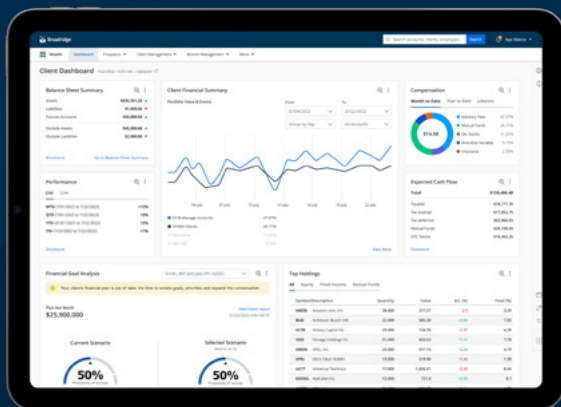
We are making meaningful progress in the development of the Broadridge Wealth Platform which will offer our clients a set of modular solutions linked by a common enterprise integration layer.

The platform enables clients to modernize key parts of their technology stack one step at a time with clear value at each step. We are on track to go live with our lead client in mid-calendar 2023. Our modular approach is drawing significant interest from other clients, and we expect it to drive increased sales in fiscal year 2023.

TRANSFORMING WEALTH MANAGEMENT

The Broadridge Wealth Management Platform

The Broadridge Wealth Platform is an open, component-based ecosystem that redefines wealth management technology. With a flexible, scalable platform powered by an aggregated data layer, it is designed to help firms drive innovation, perform more effectively at scale and deliver a digital, modernized client and advisor experience.



Consolidated systems boost efficiency and enhance advisor productivity



Common data layer captures, enriches and transforms data—providing a consistent and actionable client view



Single unified workstation enables seamless integration of third party applications

RECOGNITION

2022 WEALTHTECH 100

Named to the WEALTHTECH 100 for innovation in wealth management

2022 Wealth Professional Awards

Canada Wealth Tech Services Provider of the Year

Sustainability is at Our Foundation

At Broadridge, doing well by doing good is integral to our focus on long-term growth. The Service-Profit Chain has always been the foundation of our success and our commitment to a sustainable approach. As a result, responsible environmental, social and governance (ESG) practices are built into our growth strategy and execution.

Fundamental to the Service-Profit Chain, we believe that delivering exceptional service and value to our clients and stakeholders requires us to develop and grow exceptional talent. Broadridge is committed to a diverse and inclusive workforce that attracts and retains the most talented associates in our industry, and we lead with action. For example, the cash incentive awards for our entire senior management team are all tied to a mandate to increase both client satisfaction and executive diversity.

Governance is, of course, our core business. We are focused on cultivating our own strong governance practices to foster a culture of integrity, sustainable business, and long-term shareholder value creation. Our independent, experienced, and diverse Board of Directors is the cornerstone of this commitment, and I am very pleased to welcome our latest new member, Eileen Murray, who brings a wealth of industry, technology, and regulatory experience to the Board. Eileen joins as part of a long-term approach to consistent Board renewal and refreshment.

Finally, we are making tangible progress in reducing our industry's and our own environmental footprint. As I mentioned earlier, we are reducing our industry's environmental impact by driving increased digitization of communications. We are also making progress on our own direct impact. As outlined later in this report, we have enhanced our environmental disclosures, including an enhanced Carbon Disclosure Project (CDP) Report for 2022; and we are developing a plan to reach net zero GHG emissions by 2050.

AWARD WINNING WORKPLACE



WINNER 2008–2022

Best Companies to Work for in New York
New York State Society for Human
Resource Management



CERTIFIED 2022

Great Place to Work®

(United States, Canada, India, Ireland,
Japan, Poland, Romania, Singapore,
and the United Kingdom)



WINNER 2013–2022

Best Places to Work for LGBTQ+ Equality
Human Rights Campaign Foundation



FTSE4Good

2022 Constituent of the FTSE4Good
Index Series

When you put your best foot forward like this, people notice. We are grateful that Broadridge's culture and community were once again recognized with awards, including World's Most Admired Companies (FORTUNE Magazine), Great Place to Work certification in multiple countries around the world, and Best Place to Work for LGBTQ Equality (Human Rights Campaign Foundation).

A Resilient Business Model That Continues Delivering

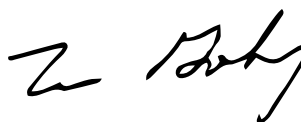
Our business is built to deliver growth through all economic cycles and has never been better positioned to deliver long-term growth. We are advancing our strategy by extending Governance through digitization, growing Capital Markets to drive efficiency and innovation across the trade lifecycle, and successfully building Wealth & Investment Management.

The evolution of the financial services industry will continue to power our growth as financial services continues to adapt for the future. Clients are evolving their business models, rapidly digitizing, and adopting next-generation technologies. Any slowdown in global growth would likely increase these needs as clients compete for market share and look to drive productivity gains. Our ability to help our clients accelerate their digital transformations and mutualize non-differentiating costs has never been more valuable. After another strong year, we expect additional growth ahead in fiscal year 2023 and, with a \$60 billion addressable market, we see a long runway for continued growth.

Thank You to Our Stockholders, Directors, and Associates

This letter would not be complete without a sincere 'thank you' to you, our stockholders, for your investment in our company. Your support enables us to take a broad view that ultimately benefits all of us, creating even greater long-term returns. I also want to thank our Board members, all of whom are stockholders, for their support and insight. Finally, I want to thank Broadridge associates, many of whom are also stockholders, for their passion, dedication, and commitment to serving our clients every day. Their unrelenting focus on our clients' needs is what enables Broadridge to be a trusted partner for change and to help create better financial lives for millions.

Sincerely,



TIM GOKEY
Chief Executive Officer

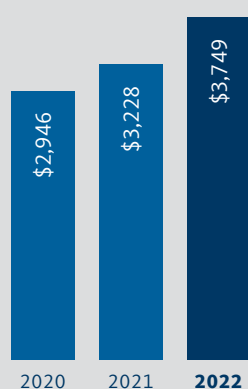
2022 Financial Highlights

FISCAL YEARS ENDED JUNE 30,	2022	2021	2020
(dollars in millions, except per share amounts)			
Total Revenues	\$5,709	\$4,994	\$4,529
Recurring fee revenues	3,749	3,228	2,946
Operating income	760	679	625
Adjusted Operating income	1,066	902	795
Operating income margin	13.3%	13.6%	13.8%
Adjusted Operating income margin	18.7%	18.1%	17.5%
Diluted earnings per share	4.55	4.65	3.95
Adjusted earnings per share	6.46	5.66	5.03
Cash dividends declared per common share	2.56	2.30	2.16

Results are presented in accordance with U.S. generally accepted accounting principles ("GAAP") except that Adjusted Operating income, Adjusted Operating Income Margin, Adjusted earnings per share results are Non-GAAP financial measures. Please see our Explanation and Reconciliation of the Company's Use of Non-GAAP Financial Measures on pages 14 and 15 of this Annual Report for a discussion of the Company's use of Non-GAAP measures.

RECURRING FEE REVENUES

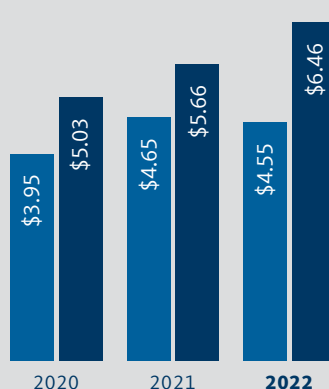
Dollars in Millions



12%
CAGR FY'20–FY'22


EARNINGS PER SHARE

Dollars in Millions



4% **12%**
■ DILUTED ■ ADJUSTED
CAGR FY'20–FY'22

DIVIDENDS PER SHARE DECLARED



10%
CAGR FY'20–FY'22

Making A Difference

For Our Associates, Clients and Communities

BETTER FINANCIAL LIVES, A BETTER AND SAFER WORLD

Corporate sustainability is the foundation of how we operate our company. We are committed to conducting our business based on a strong sustainability framework focused on responsible ESG practices. We embrace the concept of the Service-Profit Chain, which directly connects associate engagement, client satisfaction and the creation of shareholder value. At Broadridge, we put this idea to work not only in our internal policies and processes but also in our communities, just as we do for our valued clients. We take pride in our ESG efforts, which enable us to be a stronger company and help us to create deeper relationships and a better world to live in.

EMPOWERING PEOPLE, BETTERING LIVES

At Broadridge, our associates are our greatest asset. We are proud to employ over 14,000 associates working in 21 countries around the globe. Our focus on long-term growth begins with the ability to attract and retain

the most talented associates in our industry. We are dedicated to fostering a diverse, equitable, inclusive and healthy work environment and committed to advancing diversity, equity and inclusion (DEI) initiatives and values as part of our culture. Our Chief Diversity Officer and Executive Diversity Council are responsible for driving our DEI strategy and goals.

In addition, we are committed to providing a safe workplace; and, the well-being of our associates continues to be one of our highest priorities. We regularly survey our associates to measure engagement and satisfaction and we hold ourselves accountable for those results. In fiscal year 2022, our employee engagement score of 77% overall favorable rating remained consistent with our 2021 score in the annual Great Place to Work® survey. In addition, 80% of our associates stated that Broadridge is a “great place to work.” Feedback received from associate surveys has informed our evolution to the hybrid workplace of the future. Our focus on associate engagement sets us apart in our industry. We are proud of earning the Great



Place to Work designation in the U.S., Canada, India, Ireland, Japan, Poland, Romania, Singapore, and the UK, as well as a Best Place to Work for our LGBTQ+ associates, and Best Workplaces for Women (UK).

We strive to empower not only our associates, but also members of our communities. At the heart of our social efforts is the Broadridge Foundation. Through the Foundation, we direct resources to charitable causes, develop community-focused action plans, and provide donation-matching, among other efforts. We enable our associates' community service efforts by providing Broadridge associates with three paid days annually for volunteer service and through our Matching Gift Program, we match the charitable donations of Broadridge associates up to \$3,000 per calendar year and up to \$10,000 per calendar year for senior executives and directors.

STRONG CORPORATE GOVERNANCE AND LONG-TERM VALUE CREATION

While our solutions facilitate effective corporate governance for our clients, our strong corporate governance practices and policies foster a culture of integrity, managing a better-performing, resilient and sustainable business and achieving long-term shareholder value. Through our framework of policies, processes and rules, we focus on better managing our business and on aligning the interests of management with those of our stakeholders. Our independent, experienced, and diverse Board of Directors is the

cornerstone of this commitment. Our Board monitors developments in governance best practices to assure that it continues to meet its commitment to thoughtful and independent representation of stockholder interests. Through our ongoing board refreshment efforts three new highly qualified directors have joined our Board in the past two years. With the recent appointment of Eileen Murray to the Board, women now represent 33% of our Board and women and racially or ethnically diverse members represent 58% of our Board.

SUSTAINABLY GREEN: OUR RESPONSIBILITY, OUR MISSION

We operate daily with a focus on diminishing our environmental impact through sustainable consumption and production in both our facilities and offices. As part of our long-standing commitment to corporate sustainability, we have retained a leading climate consulting firm to help develop a plan to reach net zero GHG emissions by the year 2050. In addition, our biggest opportunity to lower emissions is on behalf of our clients—by driving digitization and reducing their paper mailing materials. In 2022, Broadridge used digitization and other technologies to drive down our Scope 3 greenhouse gas emissions and eliminate approximately 86% of paper communications sent on behalf of public companies. We have also enhanced our climate reporting and have disclosed certain climate-related risks and opportunities indexed to the Task Force on Climate-Related Financial Disclosures in our 2022 CDP Report.



Explanation and Reconciliation of the Company's Use of Non-GAAP Financial Measures

The Company's results in this Annual Report to Stockholders are presented in accordance with U.S. GAAP except where otherwise noted. In certain circumstances, results have been presented in this Annual Report including the Letter to Stockholders (Letter to Stockholders) that are not generally accepted accounting principles measures (Non-GAAP). These Non-GAAP measures are Adjusted Operating income, Adjusted Operating income margin, Adjusted Net earnings, and Adjusted earnings per share. These Non-GAAP financial measures should be viewed in addition to, and not as a substitute for, the Company's reported results. Please refer to the Company's fiscal year 2022 Annual Report on Form 10-K for terms not defined herein.

The Company believes our Non-GAAP financial measures help investors understand how management plans, measures and evaluates the Company's business performance. Management believes that Non-GAAP measures provide consistency in its financial reporting and facilitates investors' understanding of the Company's operating results and trends by providing an additional basis for comparison. Management uses these Non-GAAP financial measures to, among other things, evaluate our ongoing operations, for internal planning and forecasting purposes and performance-based compensation. In addition, and as a consequence of the importance of these Non-GAAP financial measures in managing our business, the Company's Compensation Committee of the Board of Directors incorporates Non-GAAP financial measures in the evaluation process for determining management compensation.

Adjusted Operating Income, Adjusted Operating Income Margin, Adjusted Net Earnings and Adjusted Earnings Per Share

These Non-GAAP measures reflect Operating income, Operating income margin, Net earnings, and Diluted earnings per share, as adjusted to exclude the impact of certain costs, expenses, gains and losses and other specified items that management believes are not indicative of our ongoing operating performance. Depending on the period presented, these adjusted measures exclude the impact of: (i) Amortization of Acquired Intangibles and Purchased Intellectual Property, (ii) Acquisition and Integration Costs, (iii) IBM Private Cloud Charges, (iv) Real Estate Realignment and Covid-19 Related Expenses, (v) Russia-Related Exit Costs, (vi) Investment Gains, (vii) Software Charge, (viii) Gain on Acquisition-Related Financial Instrument, and (ix) Gain on Sale of a Joint Venture Investment. Amortization of Acquired Intangibles and Purchased Intellectual Property represent non-cash amortization expenses associated with the Company's acquisition activities. Acquisition and Integration Costs represent certain transaction and integration costs associated with the Company's acquisition activities. IBM Private Cloud Charges represent a charge on the hardware assets transferred to IBM and other charges related to the IBM Private Cloud Agreement. Real

Estate Realignment and Covid-19 Related Expenses represent costs associated with the Company's real estate realignment initiative, including lease exit and impairment charges and other facility exit costs, as well as certain expenses associated with the Covid-19 pandemic. Russia-Related Exit Costs are direct and incremental costs associated with the Company's wind down of business activities in Russia in response to Russia's invasion of Ukraine, including relocation related expenses of impacted associates. Investment Gains represent non-operating, non-cash gains on privately held investments. Software Charge represents a charge related to an internal use software product that is no longer expected to be used. Gain on Acquisition-Related Financial Instrument represents a non-operating gain on a financial instrument designed to minimize the Company's foreign exchange risk associated with the Itiviti Acquisition, as well as certain other non-operating financing costs associated with the Itiviti Acquisition. Gain on Sale of a Joint Venture Investment represents a non-operating, cash gain on the sale of one of the Company's joint venture investments.

We exclude Acquisition and Integration Costs, IBM Private Cloud Charges, Real Estate Realignment and Covid-19 Related Expenses, Russia-Related Exit Costs, Investment Gains, the Software Charge, the Gain on Acquisition-Related Financial Instrument and the Gain on Sale of a Joint Venture Investment, from our Adjusted Operating income (as applicable) and other adjusted earnings measures because excluding such information provides us with an understanding of the results from the primary operations of our business and enhances comparability across fiscal reporting periods, as these items are not reflective of our underlying operations or performance. We also exclude the impact of Amortization of Acquired Intangibles and Purchased Intellectual Property, as these non-cash amounts are significantly impacted by the timing and size of individual acquisitions and do not factor into the Company's capital allocation decisions, management compensation metrics or multi-year objectives. Furthermore, management believes that this adjustment enables better comparison of our results as Amortization of Acquired Intangibles and Purchased Intellectual Property will not recur in future periods once such intangible assets have been fully amortized. Although we exclude Amortization of Acquired Intangibles and Purchased Intellectual Property from our adjusted earnings measures, our management believes that it is important for investors to understand that these intangible assets contribute to revenue generation. Amortization of intangible assets that relate to past acquisitions will recur in future periods until such intangible assets have been fully amortized. Any future acquisitions may result in the amortization of additional intangible assets.

FISCAL YEARS ENDED JUNE 30,	2022	2021	2020
(Dollars in millions, except per share amounts)			
OPERATING INCOME			
Operating income (GAAP)	\$760	\$679	\$625
Adjustments:			
Amortization of Acquired Intangibles and Purchased Intellectual Property	250	154	123
Acquisition and Integration Costs	24	18	13
IBM Private Cloud Charges	—	—	32
Real Estate Realignment and Covid-19 Related Expenses ^(a)	30	45	2
Russia-Related Exit Costs	1	—	—
Software Charge	—	6	—
Adjusted Operating income (Non-GAAP)	\$1,066	\$902	\$795
OPERATING INCOME MARGIN			
Operating income margin (GAAP)	13.3%	13.6%	13.8%
Adjustments:			
Amortization of Acquired Intangibles and Purchased Intellectual Property	4.4%	3.1%	2.7%
Acquisition and Integration Costs	0.4%	0.4%	0.3%
IBM Private Cloud Charges	—	—	0.7%
Real Estate Realignment and Covid-19 Related Expenses ^(a)	0.5%	0.9%	0.1%
Russia-Related Exit Costs	0.0%	—	—
Software Charge	—	0.1%	—
Adjusted Operating income margin (Non-GAAP)	18.7%	18.1%	17.5%
NET EARNINGS			
Net earnings (GAAP)	\$539	\$548	\$462
Adjustments:			
Amortization of Acquired Intangibles and Purchased Intellectual Property	250	154	123
Acquisition and Integration Costs	24	18	13
IBM Private Cloud Charges	—	—	32
Real Estate Realignment and Covid-19 Related Expenses ^(a)	30	45	2
Russia-Related Exit Costs	1	—	—
Software Charge	—	6	—
Investment Gains	(14)	(9)	—
Gain on Acquisition-Related Financial Instrument	—	(62)	—
Gain on Sale of a Joint Venture Investment	—	—	(6)
Subtotal of adjustments	292	152	163
Tax impact of adjustments ^(c)	(66)	(33)	(37)
Adjusted Net earnings (Non-GAAP)	\$766	\$667	\$588
DILUTED EARNINGS PER SHARE			
Diluted earnings per share (GAAP)	\$4.55	\$4.65	\$3.95
Adjustments:			
Amortization of Acquired Intangibles and Purchased Intellectual Property	2.11	1.30	1.05
Acquisition and Integration Costs	0.21	0.15	0.11
IBM Private Cloud Charges	—	—	0.27
Real Estate Realignment and Covid-19 Related Expenses ^(b)	0.26	0.38	0.02
Russia-Related Exit Costs	0.01	—	—
Software Charge	—	0.05	—
Investment Gains	(0.12)	(0.07)	—
Gain on Acquisition-Related Financial Instrument	—	(0.53)	—
Gain on Sale of a Joint Venture Investment	—	—	(0.06)
Subtotal of adjustments	2.47	1.29	1.40
Tax impact of adjustments ^(c)	(0.55)	(0.28)	(0.32)
Adjusted earnings per share (Non-GAAP)	\$6.46	\$5.66	\$5.03

Note: Amounts may not sum due to rounding.

(a) Real Estate Realignment Expenses were \$23.0 million and \$29.6 million for the fiscal years ended June 30, 2022 and 2021, respectively. Covid-19 Related Expenses were \$7.5 million, \$15.7 million and \$2.4 million for the fiscal years ended June 30, 2022, 2021, and 2020, respectively.

(b) Real Estate Realignment Expenses impacted Adjusted earnings per share by \$0.19 and \$0.25 for the fiscal years ended June 30, 2022 and 2021, respectively. Covid-19 Related Expenses impacted Adjusted earnings per share by \$0.06, \$0.13 and \$0.02 for the fiscal years ended June 30, 2022, 2021, and 2020, respectively.

(c) Calculated using the GAAP effective tax rate, adjusted to exclude \$18.1 million, \$16.9 million and \$15.6 million of excess tax benefits (ETB) associated with stock-based compensation for the fiscal years ended June 30, 2022, 2021 and 2020, respectively. The tax impact of adjustments also excludes approximately \$10.6 million of Acquisition and Integration Costs for the fiscal year ended June 30, 2021, which are not tax-deductible. For purposes of calculating the Adjusted earnings per share, the same adjustments were made on a per share basis.

DIRECTORS

Leslie A. Brun

Lead Independent Director,
Broadridge Financial Solutions, Inc.
Chairman and Chief Executive Officer
SARR Group, LLC

Richard J. Daly*

Executive Chairman
Broadridge Financial Solutions, Inc.

Pamela L. Carter ⁽¹⁾⁽³⁾

Former President
Cummins Distribution Business

Robert N. Duelks ⁽¹⁾⁽³⁾

Former Executive
Accenture plc

Melvin L. Flowers ⁽¹⁾

Former Executive
Microsoft, Inc.

Timothy C. Gokey*

Chief Executive Officer
Broadridge Financial Solutions, Inc.

Brett A. Keller ⁽¹⁾⁽²⁾

Chief Executive Officer
priceline.com

Maura A. Markus ⁽¹⁾⁽²⁾

Former President and Chief Operating Officer
Bank of the West

Eileen K. Murray ⁽¹⁾⁽³⁾

Former Chair of the Board of Governors
Financial Industry Regulatory Authority (FINRA)

Annette L. Nazareth ⁽¹⁾⁽²⁾

Senior Counsel
Davis Polk & Wardwell

Thomas J. Perna ⁽¹⁾⁽³⁾

Chairman, Board of Trustees
Pioneer Amundi Mutual Fund Group

Amit K. Zavery ⁽¹⁾

Vice President and Head of Platform
for Google Cloud
Google

(1) Audit Committee

(2) Compensation Committee

(3) Governance and Nominating Committee

* Executive Officer

EXECUTIVE LEADERSHIP TEAM

Timothy C. Gokey*

Chief Executive Officer

Christopher J. Perry*

President

Edmund L. Reese*

Chief Financial Officer

Robert Schifellite*

President, ICS

Michael Alexander

President, Wealth Management

Jason Birmingham

Chief Technology Officer, GTO

Naadia Y. Burrows

Chief Diversity Officer

Thomas P. Carey*

President, GTO

Matthew J. Connor

Chief Operating Officer, GTO

Tyler Derr

Chief Technology Officer

Douglas R. DeSchutter*

President, Broadridge
Customer Communications

Dorothy J. Flynn

President, Corporate Issuer

Ashima Ghei

Chief Financial Officer, ICS

Keir D. Gumbs*

Chief Legal Officer

Dipti Kachru

Chief Marketing Officer

Robert F. Kalenka*

Chief Operations Officer, ICS

Martin Koopman

President, Bank Broker-Dealer

Michael Liberatore

Chief Financial Officer, GTO

Laura Matlin*

Deputy General Counsel
and Chief Compliance Officer

Vijay Mayadas

President, Capital Markets

Kate O'Connor

Vice President, Digital Center of Excellence

Sheenam Ohrie

Managing Director, India

John Oliveri

Chief Technology Officer, ICS

Samir Pandiri

President, Broadridge International

Vincent G. Roux

Senior Vice President,
Global Head of Corporate Development

William Quinn

Chief Sales Officer, North America

Thomas Scarpati

Chief Technology Officer, Infrastructure

German Soto Sanchez

Senior Vice President, Corporate Strategy

Richard J. Stingi*

Chief Human Resources Officer

Michael S. Tae

President, Mutual Fund and
Retirement Solutions

Nadin Virani

Head of Corporate Planning
and Analytics

* Executive Officer

Corporate Information

CORPORATE HEADQUARTERS

Broadridge Financial Solutions, Inc.
5 Dakota Drive, Lake Success, New York 11042
516-472-5400

STOCK TRANSFER AGENT

Broadridge Corporate Issuer Solutions, Inc. is the transfer agent for our registered stockholders. They are available to help you with a variety of stockholder-related services.

You may contact them by mail at P.O. Box 1342, Brentwood, NY 11717, or by calling Shareholder Services at 1-877-830-4932. Representatives are available Monday through Friday from 9 am–6 pm Eastern Time. Additional information can be obtained from their website at <http://shareholder.broadridge.com/br>.

INDEPENDENT REGISTERED PUBLIC ACCOUNTING FIRM

Deloitte & Touche LLP
30 Rockefeller Plaza, New York, New York 10112

CORPORATE GOVERNANCE

Visit our Investor Relations page at www.broadridge-ir.com to see our key corporate governance documents, including our Code of Business Conduct and Ethics, Corporate Governance Principles, Audit Committee Charter, Compensation Committee Charter, and Governance and Nominating Committee Charter.

ANNUAL REPORT, FORM 10-K AND OTHER REPORTS AND FILINGS

This 2022 Annual Report is also available online on our Investor Relations page at www.broadridge-ir.com. Our annual report on Form 10-K, quarterly reports on Form 10-Q, current reports on Form 8-K, proxy statement, statements of change in beneficial ownership and other SEC filings, and amendments to those reports, statements and filings, are available, without charge, on Broadridge's website as soon as reasonably practicable after they are filed or furnished electronically with the SEC. Copies also are available, without charge, from Broadridge Investor Relations at 5 Dakota Drive, Lake Success, New York 11042, or BroadridgeIR@broadridge.com.

Our Chief Executive Officer and Chief Financial Officer have furnished the Sections 302 and 906 certifications required by the SEC in our annual report on Form 10-K. In addition, our Chief Executive Officer has certified to the New York Stock Exchange (NYSE) that he is not aware of any violation by us of NYSE corporate governance listing standards.

BROADRIDGE COMMON STOCK

The shares of Broadridge Common Stock are listed on the New York Stock Exchange with the symbol BR. As of August 5, 2022, there were 9,274 registered holders of Broadridge Common Stock.

CONTACT BROADRIDGE'S AUDIT COMMITTEE OR BOARD OF DIRECTORS

To report complaints about Broadridge's accounting, internal accounting controls or auditing matters, or other concerns to the Audit Committee or the non-management members of the Board of Directors, send a detailed note, with relevant documents, to 72 Van Reipen Avenue, PMB #340, Jersey City, New Jersey 07306-2806, leave a message for a return call at 201-714-3399, or send an e-mail to Broadridge.Audit.Committee@broadridge.com.

ANNUAL MEETING

This year's Annual Meeting of Stockholders will be held on Thursday, November 10, 2022, at 9:00 am Eastern Time. We will be hosting the annual meeting live via the Internet at www.virtualshareholdermeeting.com/BR22. On September 27, 2022, we mailed a Notice of Internet Availability to stockholders containing instructions on how to access our proxy materials and vote online.

TRADEMARKS, SERVICE MARKS AND NAMES

The Broadridge name, logo and related trademarks and service marks are owned by Broadridge Financial Solutions, Inc., and are registered and/or used in the U.S. and some foreign countries. All other trademarks, service marks, logos and trade names referenced in this material are the property of their respective owners.

FORWARD-LOOKING STATEMENTS

This Annual Report may contain "forward-looking statements" within the meaning of the Private Securities Litigation Reform Act of 1995. Statements that are not historical in nature, and which may be identified by the use of words such as "expects," "assumes," "projects," "anticipates," "estimates," "we believe," "could be," "on track" and other words of similar meaning, are forward-looking statements. In particular, statements about our fiscal year 2023 performance and three-year objectives are forward-looking statements.

These statements are based on management's expectations and assumptions and are subject to risks and uncertainties that may cause actual results to differ materially from those expressed. You should carefully read the factors described in the "Risk Factors" section of our 2022 Annual Report on Form 10-K for a description of certain risks that could, among other things, cause our actual results to differ from these forward-looking statements. Factors that could cause actual results to differ materially from those contemplated by the forward-looking statements include:

- changes in laws and regulations affecting Broadridge's clients or the services provided by Broadridge;
- Broadridge's reliance on a relatively small number of clients, the continued financial health of those clients, and the continued use by such clients of Broadridge's services with favorable pricing terms;
- a material security breach or cybersecurity attack affecting the information of Broadridge's clients;
- the potential impact and effects of the Covid-19 pandemic ("Covid-19") on the business of Broadridge, Broadridge's results of operations and financial performance, any measures Broadridge has and may take in response to Covid-19 and any expectations Broadridge may have with respect thereto;
- declines in participation and activity in the securities markets;
- the failure of Broadridge's key service providers to provide the anticipated levels of service;
- a disaster or other significant slowdown or failure of Broadridge's systems or error in the performance of Broadridge's services;
- overall market, economic and geopolitical conditions and their impact on the securities markets;
- the success of Broadridge in retaining and selling additional services to its existing clients and in obtaining new clients;
- Broadridge's failure to keep pace with changes in technology and the demands of its clients;
- competitive conditions;
- Broadridge's ability to attract and retain key personnel; and
- the impact of new acquisitions and divestitures.

We can give no assurances that any of the events anticipated by the forward-looking statements will occur or, if any of them do, what impact they will have on our results of operations and financial condition.

Broadridge disclaims any obligation to update or revise forward-looking statements that may be made to reflect events or circumstances that arise after the date made or to reflect the occurrence of unanticipated events, other than as required by law.



broadridge.com

Broadridge Financial Solutions, Inc.
5 Dakota Drive, Lake Success, NY 11042
+1 516 472 5400

