

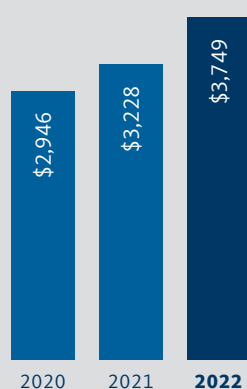
# 2022 Financial Highlights

FISCAL YEARS ENDED JUNE 30,	2022	2021	2020
(dollars in millions, except per share amounts)			
Total Revenues	\$5,709	\$4,994	\$4,529
Recurring fee revenues	3,749	3,228	2,946
Operating income	760	679	625
Adjusted Operating income	1,066	902	795
Operating income margin	13.3%	13.6%	13.8%
Adjusted Operating income margin	18.7%	18.1%	17.5%
Diluted earnings per share	4.55	4.65	3.95
Adjusted earnings per share	6.46	5.66	5.03
Cash dividends declared per common share	2.56	2.30	2.16

Results are presented in accordance with U.S. generally accepted accounting principles ("GAAP") except that Adjusted Operating income, Adjusted Operating Income Margin, Adjusted earnings per share results are Non-GAAP financial measures. Please see our Explanation and Reconciliation of the Company's Use of Non-GAAP Financial Measures on pages 14 and 15 of this Annual Report for a discussion of the Company's use of Non-GAAP measures.

## RECURRING FEE REVENUES

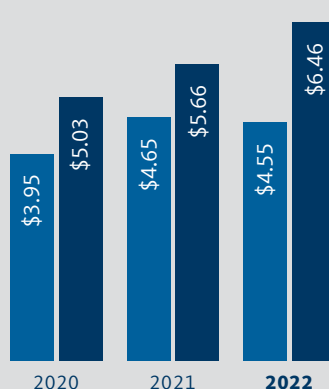
Dollars in Millions



**12%**  
CAGR FY'20–FY'22


## EARNINGS PER SHARE

Dollars in Millions



**4%** **12%**  
■ DILUTED ■ ADJUSTED  
CAGR FY'20–FY'22

## DIVIDENDS PER SHARE DECLARED



**10%**  
CAGR FY'20–FY'22