INVESTOR PRESENTATION



March 2022

Disclaimer

Forward-Looking Statements

This presentation contains or may be deemed to contain forward-looking statements (as defined in the U.S. Private Securities Litigation Reform Act of 1995 and the Israeli Securities Law, 1968). In some cases, you can identify these statements by forward-looking words such as "may," "might," "will," "should," "expect," "plan," "anticipate," "believe," "estimate," "predict," "potential" or "continue," the negative of these terms and other comparable terminology. These forward-looking statements, which are subject to risks, uncertainties and assumptions about the Company, may include projections of the Company's future financial results, its anticipated growth strategies and anticipated trends in its business as well as its intended dividend policy. These statements are only predictions based on the Company's current expectations and projections about future events or results. There are important factors that could cause the Company's actual results, level of activity, performance or achievements to differ materially from the results, level of activity, performance or achievements expressed or implied by the forward-looking statements. Factors that could cause such differences include, but are not limited to: market changes in freight, bunker, charter and other rates or prices, new legislation or regulation affecting the Company's operations, new competition and changes in the competitive environment, the outcome of legal proceedings to which the Company is a party, and other risks and uncertainties detailed from time to time in the Company's filings with the U.S. Securities and Exchange Commission, including under the caption "Risk Factors" in its 2021 Annual Report.

Although the Company believes that the expectations reflected in the forward-looking statements contained herein are reasonable, it cannot guarantee future results, level of activity, performance or achievements. Moreover, neither the Company nor any other person assumes responsibility for the accuracy and completeness of any of these forward-looking statements. The Company assumes no duty to update any of these forward-looking statements after the date hereof to conform its prior statements to actual results or revised expectations, except as otherwise required by law.

The Company prepares its financial statements in accordance with International Financial Reporting Standards (IFRS), as issued by the International Accounting Standards Board (IASB).

Use of non-IFRS financial measures

The Company presents non-IFRS measures as additional performance measures as the Company believes that it enables the comparison of operating performance between periods on a consistent basis. These measures should not be considered in isolation, or as a substitute for operating income, any other performance measures, or cash flow data, which were prepared in accordance with Generally Accepted Accounting Principles as measures of profitability or liquidity. Please note that Adjusted EBITDA does not take into account debt service requirements, or other commitments, including capital expenditures, and therefore, does not necessarily indicate the amounts that may be available for the Company's use. In addition, Non-IFRS financial measures, as those presented by the Company, may not be comparable to similarly titled measures reported by other companies, due to differences in the way these measures are calculated.

Adjusted EBITDA: net income (loss) adjusted to exclude financial expenses (income), net, income taxes, depreciation and amortization in order to reach EBITDA, and further adjusted to exclude impairment of assets, non-cash charter hire expenses, capital gains (losses) beyond the ordinary course of business and expenses related to legal contingencies.

Adjusted EBIT: net income (loss) adjusted to exclude financial expenses (income), net and income taxes, in order to reach our results from operating activities, or EBIT, and further adjusted to exclude impairment of assets, non-cash charter hire expenses, capital gains (losses) beyond the ordinary course of business and expenses related to legal contingencies.

Free cash flow: net cash generated from operating activities minus capital expenditures, net.

Total cash position: includes cash and cash equivalents and investments in bank deposits and other investment instruments.

Net debt: face value of short- and long-term debt, minus cash and cash equivalents, bank deposits and other investment instruments. Net cash: cash and cash equivalents, bank deposits and other investment instruments exceeding the face value of short- and long-term debt.

Net leverage ratio: net debt (defined above) divided by Adjusted EBITDA of the last twelve-month period.



Our Mission



Outperform the market and lead in EBIT margin

By delivering innovative shipping to loyal customers with outstanding digital service and a personal touch

The New ZIM

Global-niche strategy

Actively manage capacity to optimize operational efficiency and advance commercial strategy

Innovation and digitalization

Leverage Big Data, BI and AI to propel profitability and establish growth engines

Customer-centric approach "Powered by our Customers"

Focus on ESG as core value



Differentiated Global-Niche Strategy

With Leading Presence on Select Trade Routes

TRADE EXPOSURE BY CARRIED TEU (JAN-DEC 2021)

- TRANSPACIFIC 39%
- ATLANTIC 18%
- CROSS SUEZ 10%
- INTRA-ASIA 27%
- LATIN AMERICA 6%

ZIM operates on a global scale (established operations in 100+ countries) with a strong focus on select markets where it holds a competitive advantage

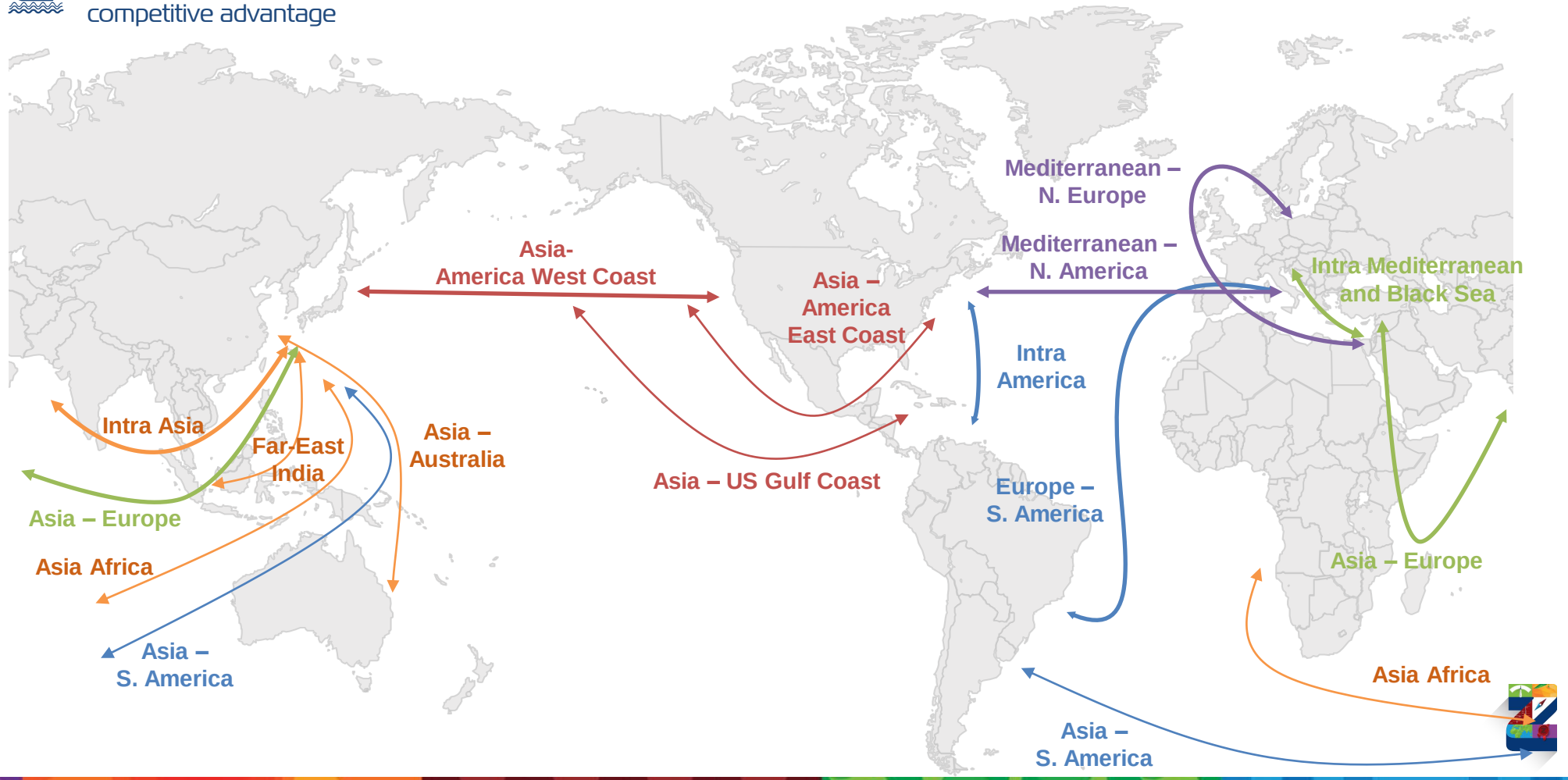

Fleet Management Strategy

Optimize Operational Efficiency and Agile Fleet Deployment

Rely primarily on **chartered-in capacity** to actively manage fleet capacity and maintain flexibility

Opportunistically source capacity in **secondhand market** to complement **chartered-in** strategy

Secure **eco-friendly** core capacity: long-term charter of 10 x 15,000 TEU and 18 x 7,000 TEU **LNG dual-fuel** vessels

Enhance commercial offering through **collaborations** to improve scope and **efficiencies**

Approach supports flexible business model and allows to swiftly capture emerging opportunities

Innovation and Digitization

Leverage Big Data & AI to Improve Profitability and Establish New Growth Engines

ZIM.com | eZIM | eZQuote | ZIMApp | myZIM

Front-end and back-end platforms and applications to propel profitability by supporting ease of doing business and optimizing cargo mix; leveraging technology to enable operational and commercial excellence

ZIMPulse
Online KPI analytics tool

Hive
Yield management platform enabling instant cargo selection and booking acceptance

ZIMPro
Cloud based analytics tool to focus on more profitable customers in specific trades

Lead-to-Agreement
Manages commercial agreements and streamlines communications internally and with customers

WAVE BL
eB/L blockchain solution

ZIMGuard™
AI system to detect possible misdeclarations of dangerous cargo

Digital initiatives and technological partnerships fueled by Israeli start-ups to promote disruptive innovation within the industry eco-system; leverage core assets to serve as growth engines

SHIP4WD POWERED BY ZIM
Digital freight forwarder

Cyberstar For a Secure World
Cyber security consulting company

ZIMARK
New generation scanning technology

Focus on ESG as a Core Value

LNG Fleet will Position ZIM Among the Lowest Carbon Intensity Operators

3 strategic long-term charter agreements

10 x 15,000 TEU vessels

- Ideally designed to serve on the Asia to US East Coast trade
- Delivery: Feb 2023 through Jan 2024

18 x 7,000 TEU vessels*

- Versatile, serve various global & regional trades
- Delivery: Q4 2023 through 2024

Investment in "green" LNG dual-fuel vessels

Cleanest technology available

Significant benefits compared to existing fossil fuels:

Up to 25% less CO2 emissions

99% less Sulphur emissions (SOX)

85% less Nitrogen oxides emissions (NOX)

Assist customers in reducing carbon footprint

In 2024 approx. 40% of operated fleet will be LNG-fueled creating a key commercial differentiation

* 15 x 7,000 TEU vessels secured through a 12-year charter agreement with Seaspan and 3 x 7,000 TEU vessels secured though an 8-year charter agreement with a Kenon Holdings-related entity

2021: Exceptional Operational and Financial Results

Investing in our future

Operated capacity[1]
~20%

Container fleet[1]
~35%

Carried volume[2]
~23%

Newbuild vessels[3] (318K TEUs)
36

Achieved record financial results and industry leading margins

Distributed $21.50/share in dividends since IPO

(1) Increase from January 2021 to March 2022; (2) Increase in 2021 year-over-year; (3) Newbuild vessels to be delivered in 2023 and 2024

Consistent Earnings Growth and Continued Deleveraging

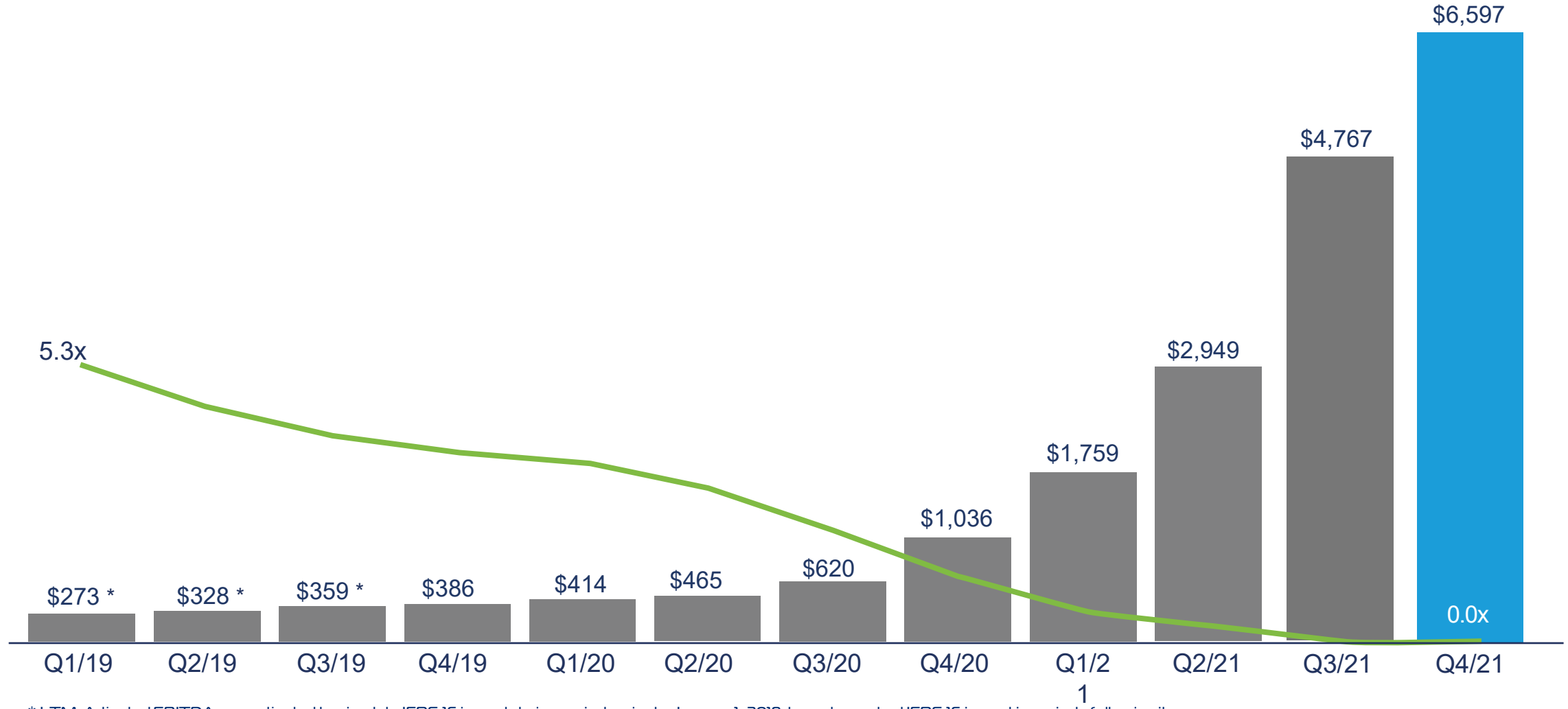

* LTM Adjusted EBITDA was adjusted to simulate IFRS 16 impact during periods prior to January 1, 2019, based on actual IFRS 16 impact in periods following its implementation

Capital Allocation Priorities



Secure core fleet

Long-term charter agreements

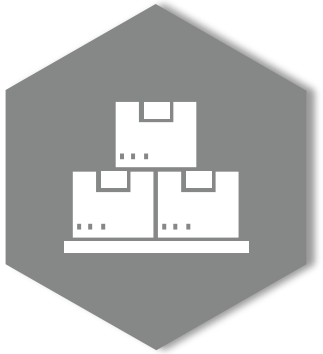

Investment in equipment



Targeted M&A

Focus on growth markets in Southeast Asia and LATAM



Return capital to shareholders

Quarterly distributions of ~20% of quarterly net income (Q1-Q3) with cumulative annual dividend to total 30-50% of annual net income*

* Cumulative annual dividend of 30-50% of annual net income includes interim dividends paid during first three quarters of the year; all future dividend distributions are subject to Board approval and restrictions provided by Israeli law

2022 Full-Year Guidance (provided March 9, 2022)

Adjusted EBITDA

$7.1 – 7.5 Bn

Adjusted EBIT

$5.6 – 6.0 Bn

Average **freight rates** in 2022 higher than 2021; gradual decline of spot rates in 2H'22; contract rates – significantly higher than 2021

Volume growth inline with market growth

Average **bunker rates** in 2022 higher than 2021

Charter rates remain stable in 2022; limited exposure to fluctuations in charter rates in 2022

Major Milestones Since IPO (January 2021)

Jan-2021

Completed $225 million **IPO** on NYSE, first global container liner to list in the U.S.

Feb-2021

Concluded long-term charter agreement for **10 x 15,000 TEU** newbuild **LNG-fueled vessels**

Mar-2021

Concluded additional round of investment in **WAVE BL**, a leading provider of electronic B/L blockchain solution

Apr-2021

Launched **ZIMARK** to provide next-generation scanning solutions for the logistics and supply chain sectors

Apr-2021

Announced **full early redemption** of $349 million of Series 1 and 2 notes

Sept & Oct-2021

Purchased **8 secondhand vessels**

July-2021

Concluded long-term charter agreement for **10 x 7,000** TEU newbuild **LNG-fueled vessels** (exercised option for 5 additional vessels in Sept-2021)

June-2021

Completed **secondary offering** of ~8 million shares by certain shareholders of the company

May-2021

Declared **$2.0/share** special **dividend**, first dividend as public company

Oct-2021

Launched **Ship4wd**, a new digital freight forwarding company

Nov-2021

Announced transition to quarterly dividend policy & declared **$2.5/share** Q3.21 interim **dividend**

Jan-2022

Concluded long-term charter agreement for **3 x 7,000 TEU** newbuild **LNG-fueled vessels**

Feb-2022

Concluded charter agreement for **8 x 5,300 TEU newbuild vessels**

Feb-2022

Extended **collaboration agreement with 2M** on USEC and USGC

Why ZIM – Investment Highlights

- Operational Agility and Global Niche Model
- Multiple Attractive Growth Engines
- Powerful Data Science and AI Capabilities
- Best-in-Class EBIT Margins
- Favourable Industry Fundamentals
- Significant Post-IPO Execution
- Returning Capital to Shareholders
- ESG as Core Value
- Disciplined Capital Allocation
- Robust Balance Sheet


ZIM
WE DREAM.
WE DARE.
WE DELIVER.